

# Bee Saunders

My quilting journey...  
so far!

Coastal Quilters Guild  
of Santa Barbara & Goleta,  
Zoom coffee break, 10th July 2020





*New Horizons*, 2010 - my first ever quilt  
and it was entirely pieced by hand!



*Abso-bloomin'-  
lutely-loverly,  
Sept. 2010*

# Coffee and Cream

Nov. 2010





*The Buzz of a Quilting Bee,*  
CQG Challenge, Feb. 2011

The beginnings of my  
collection of bee fabrics!



My first  
genuinely  
modern quilt



*Materially Mondrian,*  
CQG Challenge, Feb. 2012



*Circle Around*, 2010-2012

Raw edge machine applique, and all quilted on my tiny machine!



Some of the extra fabric became my son's first quilt (he now has many!)








*Geometry is Black and White, Jan. 2013*



*Thursday's Child, June 2013*  
MQG Challenge



*Iridescent Squares*, June 2013



*Rainbow Dash*

CQG Challenge  
April 2014



*Stepping on Petals*  
July 2014  
MQG Challenge



*Racing Round Roads & Rails*  
Sept. 2014



*Goodnight Moon*, July 2015, and some nameless other kids' quilts...



Some quilts are clearly functional...



*Play as you Go!*  
Mar. 2016  
CQG Challenge





*Polaroids for Emil*  
Dec. 2015



*Chromatic Creation*, June 2016  
CQG Santa Barbara County challenge



*Stargazing*  
Aug. 2016



Two of my favourites, but both nameless and without labels...








Quilts are definitely NOT the only things I sew...



*Transparent Circles*, Aug. 2018  
done following Ventura MQG class with Jen Carlton-Bailly



*Black and White*, CQG Challenge, Feb. 2018



And when it comes to block challenges, I'm in heaven!






*Inside Addition, 2018*

Blocks sewn by Do Good Stitches: Grace Circle

In September 2018 I upgraded my Little Brother into a Big Brother!



And built a little Lego friend to sit in my sewing room!

And then my quilts got tiny!



The pineapple is about  
100 pieces and  
measures about 4”!

*Travelling  
Pineapple*  
Oct. 2019

done following  
Ventura MQG  
foundation piecing  
class with #Guicy






I've also  
made a lot of  
pillows  
(there are  
plenty more!)






I also started teaching the town's children to make pillows!  
We used a series of Elizabeth Hartman patterns, all conventionally pieced



Samples for classes I have, or will, teach

*Quilt for Irelle, Jan. 2020*  
Blocks made by SBMQG





Work in progress:  
*2020 Temperature Quilt*





Work in progress:

# Bee in a Corona Summer 2020






*Rusty Kaleidoscope*, July 2020  
done following CQG class with Jennifer Sampou in Oct. 2019



*Convergence*, July 2020




I have very cute 'helpers' these days...



And this is my sewing room (about 12x12 foot) where the magic happens!


The sewing table makes the world of difference with a huge, flat surface.

I enjoy being able to see all my thread, and gaze out of the window.



I love my Big Board ironing board. It is raised up for ease of pressing and cutting on an IKEA sideboard unit, which provides storage for UFOs! Hanging rulers alongside is really convenient.

One wall is full of IKEA bookshelves crammed (literally!) with countless yards of fabric - it was this background in Zoom that prompted requests for a 'studio tour'!




I also firmly believe the world needs more twinkly fairy lights!





The over-door hanging storage is perfect for for rolls of fusible interfacing, etc. without taking up any extra space.

I have a couple of folding design walls (the other one is much bigger!) which work really well in a small space.





Thank you, and I hope I inspired you to get sewing!  
And now back to some of my many unfinished projects...

