


# COASTLINES



Newsletter of the Coastal Quilters Guild Inc. of Santa Barbara & Goleta, California

## Calendar

- |             |   |
|-------------|---|
| December 13 | Coastal Quilters Guild Meeting.<br>Holiday Celebration<br>7:30 p.m.<br>Samarkand Meeting Room<br>2550 Treasure Dr., Santa Barbara |
| January 10  | Coastal Quilters Guild Meeting.<br>Alex Anderson<br>7:30 p.m.<br>Samarkand Meeting Room<br>2550 Treasure Dr., Santa Barbara       |
| January 11  | Alex Anderson workshop<br>Goleta Community Center<br>9 a.m. - 3:30 p.m.   |

**More to come in 1996!**

### *One last note from this President....*

Supportive, innovative, generous, gifted. A quilter. No...not just a quilter but a **Coastal Quilter!** What a pleasurable experience it has been to meet and work with so many of you these past two years. I will look back on my presidency with fond memories. As you know, this year was a success because of the many guild members that volunteered their energy and precious quilting time for the guild. Join with me tonight in thanking these generous quilters.

Thanks for all you've done! You are the guild's angels!

Always in stitches,  
Judy Gorrindo

## 1996 Coastal Quilters Board volunteers are:

### Elected positions

President — Maggie Godwin  
1st Vice-President (programs) — Judy Gorrindo  
2nd Vice-President (workshops) — Anne Braddock  
Recording Secretary — Diane Eardley  
Correspondence Secretary — Betty Kelley  
Treasurer — Carol Fay  
Parliamentarian — Kathy Doughty

### Non-elected Committees

1996 Challenge — Jan Inouye  
1996 Opportunity Quilt  
ticket distribution — Harriet Berk  
Door Prizes — Linda Estrada  
Welcoming Committee —  
June Brandon, Oleta Bennett, Cecila Puppo  
Historian — Nancy Bauerle  
Block of the Month —  
Cindy Enderby, Cathy Rampton, Mary Main  
Satellite Groups — Susan Cochran  
Librarian — Sue Scholl & Mary Kriegell  
Membership Committee — Mariel Havel, Kristin Otte,  
Ruth Walters & Carol Meyer  
Newsletter —  
Editor — Lynn Johnson-Laughrin  
Distribution — Karin & Elisabeth Cooper  
Nominations — Lee Carlson  
Refreshments — Nola Ferguson & Ellen Richardson  
Telephone New Members — Toni Smith  
Special Events —  
Stowe House 4th of July — Kristin Otte

### Still needs to be filled

Community Project  
1997 Opportunity Quilt Coordinator  
Southern California council of Quilt Guilds Rep.

# ✂ ✂ Program & Workshop News ✂ ✂

**December 13. Holiday Celebration**  
Installation of officers and reception. Community Project presentation to Hospice.

**January 10. Alex Anderson**  
**Surface Quilting Design:**  
**More than an afterthought.**

**January 11. Surface Quilting Design Workshop**  
Understand the unique Amish style, where sensitive quilting design unites beautifully with the strong visual impact of the pieced unit. Unlock the

mystery of feathers, wreaths, cables, and 8-pointed stars. This class will change your approach to quilting design forever. Class fee: \$30.

Class size limited; contact Anne Braddock 687-4228 to enroll.

Workshop location is **Goleta Community Center**, Rooms 1 & 2. 9:00 a.m.–3:30 p.m. Please arrive early to set up. Contact Anne Braddock, 687-4228 to enroll. Sign-ups for July workshop begin at May meeting.

## Upcoming Events

**January 12-14, 1996**  
**CROSSROADS: Exploring Quilt Frontiers** Southern California Regional Show  
Ontario Airport Hilton  
Quilt show, classes, vendor mall. Contact 909-989-3036, or write Road to California, PO Box 966, Alta Loma, CA 91701-0966.

**January 20 & 21, 1996**  
**A Gathering of Quality Quilts VI**  
Friendship Square Quilt Guild, La Habra, CA  
UFCW Auditorium  
8550 Stanton Ave.  
Buena Park, CA 90622  
Over 200 quilts, king-size Opportunity Quilt, vendors, strollers welcome. Contact 714-447-0308.

**February 24-25, 1996**  
**Something Old...Something New**  
South Bay Quilters Guild 15th Annual Quilt Show  
Carson Center-3 Civic Plaza, Carson. 405/San Diego Frwy at Carson Offramp.  
Exhibits, Antique Quilts, Auction, Workshops, Lectures, Merchants Mall, Opportunity Quilt, Cafe.  
For info LSASE to SBQG, Attn. Ann Short, PO Box 6115, Torrance, CA 90504

**March 29-31, 1996**

**Stitch Your Quilts to a Star**  
17th Annual Quilt Show of Glendale  
Burbank Airport Hilton Convention Center  
Exhibits, opportunity & Sale Quilts, Fashion Show, Workshops, Merchants Mall.  
For info 818-897-4255, Glendale Quilt Guild, Quilt Show Information, P.O. Box 5366, Glendale Ca 91221-5366

## December Birthdays

Nancy Miller	12/2
Marie Finck	12/3
Lucille Honda	12/5
Olive Moreno	12/5
Lucke Thorensen	12/8
Carolyn Jordan	12/10
Sue Scholl	12/12
Irene Parker	12/13
Jeanne Neilsen	12/18
Diana Iler	12/21
Carol Boyce	12/23
Mariel Havel	12/25
Tanya Koepp	12/25
Dundie Schulte	12/27
Phyllis Anderson	12/31



★**Community Project** – Tonight our year-long project for the community culminates in a presentation to **Hospice**. Please make sure that your quilt has a Coastal Quilters label (available from Claire Hemke) attached to the back. Thanks to all contributors and to Claire for coordinating this worth-while project.

## ★**California Heritage Quilt Project**

Thank you to the many volunteers and participants who made the CHQP interviews a success on November 1st & 2nd. Quilter's Stories are truly non-fabric treasures to be passed on to future generations of quilters and students. THANK YOU FOR SHARING!

If you were invited and declined the opportunity to be interviewed, we hope you will talk with CHQP organizers, volunteers and quilters interviewed for information about the experience. Further interviews will be scheduled this winter and we know there are

more interesting, wonderful and valuable stories among our guild members!

— Linda Karppinen, Ellen Richardson & Diane Eardley

## ★**November Refreshments** –

thank you to:

Doris Gilman

Joann Conklin

Deana Gilman

It has truly been a pleasure serving as your Refreshment Chair the past 2 years. I've met so many very generous and thoughtful Guild members, and really appreciated all of you who signed up each month. I know you will all come through for Nola Ferguson and Ellen Richardson, the new Refreshment Committee!

Thanks again! Diana Iler

## Happy Holidays from your Library

We've spent Thanksgiving counting our many blessings. Now as we enter the Holiday Season — a time of giving and getting, sharing and caring, making and baking — our Library is as always ready and able to guide, inspire and instruct.

That Patchwork Place has sent us two gifts we will not wait until Christmas to open. The eagerly awaited **Quilts from the Smithsonian** by Mimi Dietrick will delight quilters who want to make new versions of classic designs. It offers 12 designs inspired by the Textile Collection of the national Museum of American History, which we know by its global title — The Smithsonian.

The second book is the latest in the *New American Quilt Shop Series*, entitled **Great Expectations - Houston, Texas** by Karey Bressenhan, a fifth-generation quilter. Her shop was the International Quilt Festival's first location, over 20 years ago. European Quilt Market and Quilt Expo also grew out of this shop. The book offers a baker's dozen of quilts adapted from Karey's antique collection as well as a number of very appealing dessert recipes.

We've ordered **Mariner's Compass - New Directions** by Judy Mathieson, which is on its way from Paducah. No need to explain what she does — just ask Maggie Godwin.

Books Donated by Guild Members:

A book about the piecing of **Triangles**, donated by Carol Boyce. It flew off the table before we could log it in, so when it comes back we will properly describe it.

Many thanks to a new member whose name I wish I knew for donating a large box of books which will be put into the silent auction in April, except for the following three which have jumped into the Library:


**Creature Comforts**, a *quilter's animal alphabet* book by Marie Shirer and Barbara Brackman.

**The Complete Book of Crazy Patchwork** by Mary Conroy.

**Appliqué Designs**, *My Mother Taught Me to Sew* by Faye Anderson. A second copy of this popular book.

In closing, we would like to say that it has been a pleasure to care for the Library and we thank the Guild for entrusting it to us this year.

With every good wish for Happy Holidays and a New Year filled with quilting— Karin & Elisabeth Cooper



## W i n t e r   Q u i l t i n g   C l a s s e s

*Classes held at Wake Center, 300 N. Turnpike, Santa Barbara.*

*To register for a class, attend the first class meeting.*

*Please come early, registration on a first come first served basis.*

*Beginning Wed. Jan. 10th:*

### **Patchwork and Quilting - Beginning Sampler Quilt**

**Marty Frolli**

A course for people who have never quilted and for those who want to sharpen their basic skills. Learn the fundamentals of quiltmaking while constructing a small sampler quilt. Covers traditional and contemporary techniques of piecing, appliqué and quilting.

**Wednesday mornings 9:00am-noon. 12 classes.**

**Optional fee: \$6. Wake Center, Room 2.**

*Beginning Fri. Jan. 12th:*

### **Patchwork and Quilting - Intermediate Sampler Quilt**

**Marty Frolli**


An intermediate course for those who have taken Patchwork and Quilting-Beginning or the equivalent. Learn to draft and piece intricate quilt block favorites such as: Flying Swallows, Dutch Rose, and Castle Wall. Add to the beauty of this intermediate sampler quilt by combining a striped fabric with coordinating prints. Develop creativity, improve accuracy and master quiltmaking techniques.

**Friday mornings 9:00am-noon. 11 classes. (No class, Friday, Feb. 16th.)**

**Optional fee: \$6. Wake Center, Room 2.**

*To receive a supply list in advance: send a SASE to:*

*Marty Frolli, 7756 Wagon Wheel Drive, Goleta, Ca 93117*



*Beginning Tues. Jan. 9:*

**Stars**

**Maggie Godwin**

Free-form sampler learning a variety of techniques and methods. Open to all levels.  
Tuesdays. 7-10 pm.

*Beginning date to be announced.*

**Hold Everything! — Tote bags**

**Maggie Godwin**

Explore a variety of patchwork, appliqué and quilting techniques while constructing the ultimate tote (and then some!) Beginners will learn quilting basics, while intermediate and advanced quilters will discover new secrets. Repeat of a very popular class. Open to all levels.  
3 Saturdays - all day

*Beginning Wed. Jan. 10:*

**3-Dimensional Baltimore Album Appliqué**

**Melody Bollay**

Use 8" or 12" patterns provided to make either traditional red/green album quilt or use multiple colors. Intermediate level.  
Wednesday afternoons 1pm-4pm. 12 classes.

*Beginning Wed. Jan 10:*

**Beginning & Intermediate Appliqué**

**Melody Bollay**

Make a small wall quilt using a variety of appliqué techniques and methods. 6" patterns will be provided. A repeat of last term's class.  
Wednesday evenings 6:30pm-9:30pm



---

**Buy a Natural Impressions pin @ \$5.00.**


---

For Christmas shopping convenience...perfect price...perfect stocking stuffer.....Available at the membership table for December or contact Jan Inouye..



## Guild Highlights

Satellite Groups, Speakers, Member's Showcase, Round Robin



Saying Goodbye, the Santa Barbara Quilt, Natural Impressions winner, Opportunity  
photos by Nancy Bauerle

# FROSTY THE SNOWMAN II

Cut Background 8" x 12" (finished size 6" x 10")





# FROSTY THE SNOWMAN

FINISHED SIZE: 6" x 10"

## CUTTING DIRECTIONS:



### BACKGROUND: Any blue (dark to light)

- 4 = 1 3/4" x 1 3/4" square
- 2 = 1" x 3 1/4"
- 6 = 1 1/4" x 1 1/4" square
- 2 = 1" x 1 3/4"
- 2 = 6 1/2" x 1 1/2"
- 2 = 8 1/2" x 1 1/2"



### HAT:

- 1 = 2" x 1 3/4"
- 1 = 1" x 3 1/2"



### SCARF:

- 1 = 2" x 1"
- 1 = 1" x 2" (turn under along each long edge)

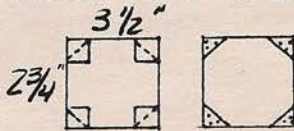


### SNOWMAN:

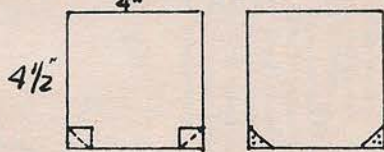
- 1 = 3 1/2" x 2 3/4"
- 1 = 4" x 4 1/2"

## QUICK CONNECTOR TRIANGLES:

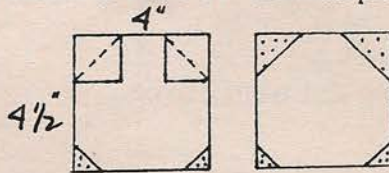
Step 1: Sew (4) 1 1/4" squares background to each corner of 3 1/2" x 2 3/4" snowman piece.



Step 2: Sew (2) 1 1/4" squares background to bottom 2 corners of 4" x 4 1/2" snowman piece.



Step 3: Sew (2) 1 3/4" square background to top 2 corners of 4" x 4 1/2" snowman piece.



## DIRECTIONS FOR ASSEMBLING SECTIONS:

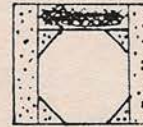
Section 1: Sew (2) 1 3/4" x 1 3/4" background pieces to each side of 2" x 1 3/4" hat piece



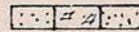
Section 2: Sew 1" x 3 1/2" hat brim to head unit



Sew (2) 1" x 3 1/4" background pieces to head and brim unit.




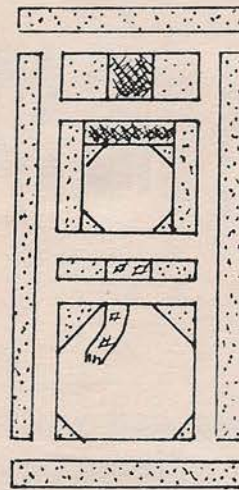
Section 3: Sew (2) 1" x 1 3/4" background pieces to 1" x 2" scarf piece.



## DIRECTIONS FOR ASSEMBLING BLOCK:

Following diagram. Sew all sections together catching 2" x 1" scarf piece between body unit and unit 3.

Sew buttons on for eyes and embellish as desire



Any questions Cathy Rampton 687-3399

© MM 1995

*for the Season —*

Those who sleep under a quilt, sleep under a blanket of love.

Quilters make warmer lovers.

May you enter heaven and be presented with all the quilts you were going to do on earth.

Blessed are the quilters for they shall be called Piece Makers.

**Top 10 reasons to belong to a quilt guild:**

- 10) to get to the meetings early and have first crack at the Library (ahhhhh!)
- 9) to help out with Guild meeting needs — setting up the room, holding up quilts, bringing a friend who needs a ride, picking up another members CoastLines. (sure!)
- 8) to get out of the house for meetings & have a night out with the girls. (????)
- 7) to see who else gets "volunteered" in a board or committee position. (bo-o-o-o!)
- 6) to catch up on Block of the Month with 10 blocks so you can go home with all of them tonight! (who me?)
- 5) to get that great discount from generous merchants (I can get twice as much!)
- 4) to show off at Show and Tell ( you did finish!)
- 3) to buy one more Door Prize ticket — maybe you'll win tonight! (yeah!)
- 2) to sample December refreshments. (yum-m-m-m!)
- 1) to see who else doesn't finish her projects. (uh-oh!)

SANTA BARBARA-DECEMBER 13-An elderly man has been spotted around the towns parks giving out toys and trinkets to kids. Police are looking for a man "dressed in rags, with a big white beard, and carrying a patchwork bag." They say he his in violation of vagrancy laws and looks suspicious giving out "goodies" from his pieced-together bag.

"It don't look that big, but he kept pullin' toys outa that bag. My kids each got something," says one delighted mother. "We been sleepin' in my car, and we don't have no money for extras. I been wonderin' how my kids was gonna have a Christmas."

Sighted at Franklin Park, Palm Park, and other areas, he wears old, patched clothes, sewn together with mismatched thread or some fishing line. His shoes are even patched. "He's a very colorful character. And he's always smiling. But every time we get a report, by the time we get there — he's disappeared." says Sgt. Lopez of SBPD.

Witnesses to the oldster's generosity say he carries a patched, pieced-together bag made up of old bits of cloth and material. It appears bottomless as he pulls out toys; he seems to give out more than the bag appears to hold. "It's magic!" said one 5 year old recipient.

If spotted, the authorities would like you to contact them, but our recommendation would be to ask him to dinner, give him a place to stay for the night, and a pat on the back with a "Keep up the good work" added.

**Watch this spot next month!**

**What do you call a quilt that walks with an attitude and sings with the birds?**

## 1996 Coastal Quilters Guild Membership

*January is the month for 1996 renewal. To guarantee that you are part of the Guild's roster, please return your membership by the January 10, 1996 guild meeting. 1996 Membership includes January to December and is NOT prorated*

**Name:** \_\_\_\_\_

**Address:** \_\_\_\_\_

**City:** \_\_\_\_\_ **State:** \_\_\_\_\_ **Zip:** \_\_\_\_\_

**Home Phone:** \_\_\_\_\_ **Work Phone (optional):** \_\_\_\_\_

**Email (Optional):** \_\_\_\_\_

**Birthday Month/day:** \_\_\_\_\_

**Membership:**            NEW                    ReNEWAL

Please make \$25 check payable to Coastal Quilters Guild. *If you cannot attend the January meeting, mail to P. O. Box 6341, Santa Barbara, CA 93160, Attn: Membership.*

Members receive an extensive breadth of programs and activities due to support on many levels. Participation, big or small, enhances these popular programs. Please consider being a part of this active guild by indicating your interest. You will be contacted at various times in the year.

- Work on special events. (Stow House, 4th of July and other events depending on the year's program)
- Guild Meeting helpers. (Per meeting needs, set up quilt racks, hold up quilts, tally votes etc)
- Computer skills for flyers or other graphic projects.
- Make phone calls. (to new members or a rare emergency telephone tree)
- Opportunity quilt (design and make quilt for guild fundraiser)
- Community project (coordinate and gather quilts made by members for selected charitable cause)
- Host guest lecturer (provide overnight lodging and next day breakfast in exchange for one free workshop.
- Take a board position. State preference (e.g. secretary, treasurer ..) \_\_\_\_\_

**CoastLines**

**P.O. Box 6341**

**Santa Barbara, CA 93160**

CoastLines is published monthly by the Coastal Quilters Guild Inc. of Santa Barbara and Goleta, California, an educational and charitable organization whose specific purpose is to exchange ideas about quilting, learn new techniques, and improve quilting skills. It is also our aim to inform the community about the history and preservation of quilts.

**Editor:** Kristin Otte

**President:** Judy Gorrindo

**Market Place**

•**Stocking Stuffers - Safety Pin Closers.** Great when pin-basting quilts \$4.00 Harriet Berk, 687-1028.

•**Machine Quilting by Joy Pickell** – PO Box 1435, Morro Bay, CA 93443-1435. (805) 772-5505. We quilt bedspreads, quilts, or plain fabric. For free brochure send long, SASE to above address.

Classified Ads must be related to sewing. One free ad for members per year. 2nd month and thereafter - \$5.00 per month.

Ads 3 or so lines and phone number. Make checks payable to Coastal Quilters, PO Box 6341, Santa Barbara, CA 93160 Attn: Classified Ads.

It's been a challenge and a pleasure working on the CoastLines this year. I've learned a lot, and expanded my boundaries. I've enjoyed being on the Board and meeting the women who work in front and behind the scenes to make this such a successful and thriving Guild. If you've ever been tempted to complain, if you've ever thought "that's not the way to do it", if you feel uninvolved.... my advice is to jump in and take the initiative and a job with your Guild. You'll feel welcome, enfranchised and empowered to take your part. Best wishes for a happy, healthy & productive New Year. — Kristin Otte, editor



**Coastal Quilters Guild Inc. of Santa Barbara & Goleta**

**P.O. Box 6341**

**Santa Barbara, CA 93160**

Historian Bauerle  
5344 Berkeley Road  
Santa Barbara, CA 93111

