



Coastal Quilters Guild of Santa Barbara & Goleta, CA

October 1997

Celebrating Women: The Good, The Bad, and the Ugly

Tonight is the showing of Coastal Quilters 1997 Challenge. Members will view the Challenge quilts and vote for the award winners. Awards will be presented at the November meeting. Challenge quilts are 36" X 36", a star should be on the front of the quilt, (appliqued, pieced, quilted, or part of the fabric.

This year's Challenge is organized by Susan Cochran.

No Workshop this Month.

So. California Council of Quilt Guilds

October 18th Meeting

Orchard Professional Building

816 Camarillo Springs Road

Camarillo, CA 93012

Heading South: Take 101, exit Camarillo Springs Drive, the building is at the end of ramp.

Boutique

Start planning now, for all those items you're going to sell at the Harvest of Colors: Membership Showcase Boutique. Call Nola at 684-5665 for more information.

Harvest of Colors - Update

The Quilt Show Committee met on September 17. The new logo was admired - thank you Judy Rys, Kristin Otte and Faith Huxley for your creativity. Anne Braddock, Kathy Pierce and Judy Stanton had a first draft for the quilt application and Alice Neilson and her group will have sent letters to vendors by the end of this month. The Show Group discussed having member created wearable art included. We were enthusiastic about doing this, but need input from the membership. This would be a separate category that you could enter in addition to a quilt entry. At the October meeting we will ask for a show of hands to see how many members would like to participate. If you cannot attend the October meeting and would like to see wearable art included, please call Anne Braddock 687 - 4228. This does not commit you to a "for - sure" entry but will let the committee know you will give it serious consideration.

We still need a couple of volunteers to work on the organizational aspects. The Publicity Committee could use some additional help. Janet Berlin will be in charge of creating the Opportunity Quilt for 1998 but we need someone who will be responsible for ticket sales. Yes, there will be a table for this project at the show and no, it does not mean the chairperson must be there all the time.

Nancy King and Toni Smith also joined us and you will hear more from them when the time comes for you all to volunteer as white glove ladies, information people, ticket sellers, etc.

Please join us at our next meeting, October 22 at Samarkand at 7:00 P.M. if you would like to help with this early planning and organization. Don't forget if you have any ideas that we may not have covered be sure to let someone on the committee know.

Diane Eardley, Faith Huxley, Betty Kelley, Co-Chairmen

The longer I quilt, the more precious the "Sisterhood of Quilters" becomes to me

I have the good/bad fortune to be married to a man who often travels and now that my offspring are getting older, I have been able to reap the benefit of my husband's air miles. So while he went to Germany to work this August, I was able to go along "free" and keep an eye on him.

Having never been to Germany, I wasn't sure what to expect, but I did take time before I left to get a few names from Camarillo quilter, Ellen Heck. Ellen originally comes from Stuttgart, where I was visiting, and though she never quilted there, she did find me three names of quilters. In advance of my arrival, my "quiltmann" phoned Margarete Schmucker, the first name on the list. Bob speaks fairly good German, but it took him a bit of time to convince her that he wasn't a pervert with a fabric fetish!

He told me that in the end, she couldn't resist meeting an American quilter. "She really shouldn't have been doing it because she was preparing for a month's vacation visiting a sister she hadn't seen in 9 years, but she's such a keen quilter, she made the time," Bob reported when he picked me up at the airport early on a Friday. By Saturday afternoon we pulled up in front of the Schmucker home to be greeted by Peter and ushered into the backyard. There a small quilt show hung brightly from the branches of trees laden with ripening plums. The picnic table was set for tea and Margarete, her daughter Anna, and quilter Suzanna Wittenberg and her husband Wolfgang waited to say hello. It was the beginning of a lovely afternoon in the company of even lovelier people.

The husbands smiled a bit wryly as photo albums appeared and sketches were made on paper and they seemed to commiserate at being married to women with such a compelling hobby. I like to think each one thought his spouse's quilts were just a bit better than the rest. The usual exchange of fabric took place, and Margarete gave me a tour of her small, lovingly decorated home. It was filled with family art, from dried flowers to pencil drawings to miniature doll

furniture. She showed me all the "luggage" she'd made for their trip, including her daughter's backpack trimmed with Seminole piecing. Before long, we'd been invited to dinner—and all this was accomplished with just Suzanna, Bob and I speaking English. I was the only non-German speaker, but everyone else understood quilting.


Later in the week, Suzanna and another English-speaking quilter took me shopping in perfect medieval towns full of half-timbered buildings and the most enchanting toy stores you could imagine. The quilt shops are tucked into the backs of other businesses, and without a guide I would never have found even one!

At a small "workshop" at Irmela Hirsh's apartment, I taught a few ladies about the uses of freezer paper (they'd heard about it, but never used it) and demonstrated "my" English pincushion pattern. I visited a display of quilts in a hairdresser's (in the sinks and over the dryers and all!) and was promptly invited to a small group meeting at the quilter's home. That evening I got to meet about eight ladies and see their work—Marilyn Doheny and Judy Mathieson would have been proud. I even taught the chamber maid at our small hotel how to piece. The proprietress was so supportive she purchased a small sewing machine for the lesson, saying they could mend bedding with it.

Suzanna's husband said he often thought if quilters ran the world there would be no wars. Perhaps that's a bit optimistic in light of the fact that there just isn't enough of some fabrics to go around, but all in all, quilting provides a bridge between—not just generations—but cultures. This art and craft that is so much a part of our American history and our individual identities, is beloved around the world and we're fortunate to be loved a little ourselves, just because of our association with it.

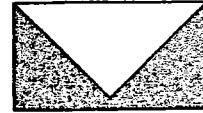
Wishing each of you a "bon voyage" (that's something like "gutt reisen" I think in German?) when your time comes . . .

Norah

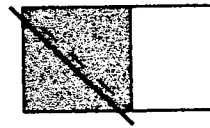


Fall-ing Stars

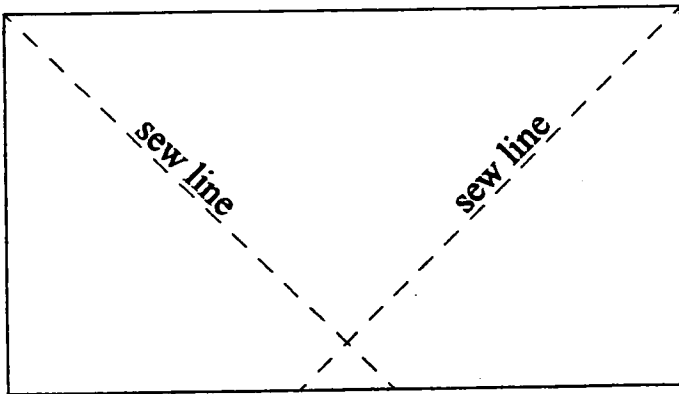
For this month make a star in fall colors! Pick two fabrics, one for the background, one for the star. Make one a small print, the other a large print. Choose colors that you might find on a tree in fall: golds, browns, brick reds, dusty purples, deep greens. Make sure that the colors also have good contrast! Cut one 3 1/2" square and eight 2" squares from the star-fabric. Cut four 2" squares and four 2" x 3 1/2" rectangles (template below) from the background fabric. Notice that the four star-point pieces are made by:



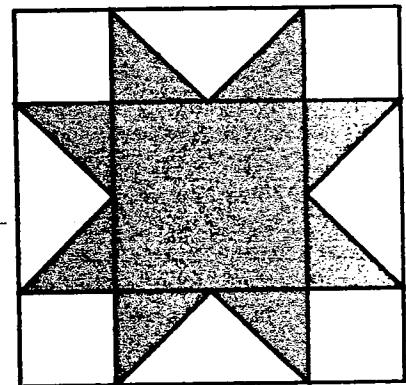
- 1) aligning a star-color square to an end of a background rectangle
- 2) sewing along the diagonal and
- 3) cutting off the excess from the back.
- 4) Press seam open.
- 5) Repeat for other side of rectangle.



Then sew the pieces together as in the picture, press, and admire your work! Final piece is 6 1/2" x 6 1/2". They're small and easy, so sew up a galaxy of them!



Kathy Doughty - 964-1496
Carol Meyer - 964-6056 (h)
963-8956 (w)



Election Slate for 1998 Coastal Quilters Board

The nominations for elected positions to the Board for 1998 are as follows:

PRESIDENT	Nora McMeeking
IST VP - PROGRAMS	Ellen Richardson
2ND VP - WORKSHOPS	Carol Meyer
RECORDING SECRETARY	Betty Kelley
CORRESPONDING SECRETERY	Doris Gilman
TREASURER	Susan West
PARLIAMENTARIAN	Diane Eardley

Any member of Coastal Quilters Guild, Inc. wishing her name to be included on this ballot should call Karin Cooper - 569-7125.

Volunteer Positions for the 1998 Guild Board

BLOCK OF THE MONTH	Lena Scharfeld, Karin & Elisabeth Cooper Lynn Laughrin
CHALLENGE QUILTS	<u>VOLUNTEER NEEDED</u>
LIBRARIAN (S)	Jan Inouye & Pat Yamada
MEMBERSHIP	Jeanna Thunderhawk
COASTLINES EDITOR	Toni Smith
COASTLINES DISTRIBUTION	Janet Berlin
1998 OPPORTUNITY QUILT	Kathy Pierce
1999 OPPORTUNITY QUILT	<u>VOLUNTEER NEEDED</u>
DOORPRIZES	Gladys Brown & Judith Nybakken
REFRESHMENTS	Harlene Bailey
TELEPHONE COMMITTEE	Beth Jones
WELCOMING COMMITTEE	Evelyn Gorrindo
SATELLITE GROUPS	Suzy Carter
HISTORIAN	Ruth Walters
NOMINATIONS	Oleta Bennet
COMMUNITY PROJECTS	Appointed by President
SCA COUNCIL OF QUILT	Carol Barringer
GUILDS REPRESENTATIVES	Nola Ferguson & Linda Karppinen
SPECIAL EVENTS	Wanda Livernois
QUILT SHOW 1998	Diane Eardley, Faith Huxley, Betty Kelley

Vote Required Tonight for Changes to the Membership Dues Policy

At the September 24 Guild board meeting it was voted to request the membership vote to accept the following by-law change: "Membership dues are \$25.00 annually and shall be collected at the beginning of each fiscal year. Dues for a new member joining after September 1, shall be \$15.00 for the remainder of the current dues year. A donation of \$5.00 shall be collected from visitors at each guild meeting."

With the start of the September classes at the Adult Ed program there are always new people who would like to become involved with the Guild. We would like to encourage them to become members, rather than just attend as visitors. Currently there is no reduction in the membership dues for late comers.

CQG Annual Business Meeting

We will be conducting our annual business meeting November 12, 1997 at 7:00pm in the Auditorium at Samarkand, 2550 Treasure Dr. We will be voting into office our 1998 Board of Directors. We will also be voting on a change in policy of our membership fees. Both the list of nominees that comprise the 7 elected positions and the changes in the membership policy are published in this newsletter.

Parliamentarian,
Judy Gorrindo

The Guild thanks all the members who are so generous with their time and talents. Karin Cooper, Nominations

Coming Attractions

November 12: Hoffman Challenge

The Hoffman Challenge is the premiere traveling quilt collection in the quilting world. Five collections including quilts, dolls, and clothing travel coast-to-coast and border-to-border. All items submitted to the challenge must have a recognizable amount of the Challenge fabric which this year is "Fabric Kaleidoscope #2453, Moss Gold". The quilts vary from 18" square up to 40" square, and it is fascinating to see the different ways the quilters incorporate the fabric into their artistic creations.

November 13: Community Quilt Workshop

This will be a chance for members to learn new skills or practice machine quilting or just spend a day, or part of a day, doing something they like. Donated quilt tops will be finished and bound, and a few "mystery quilts" will be produced too. Refreshments, lunch and prizes throughout the day are being planned.

Winners of the October Challenge, "Celebrating Women" will be announced, and officers for 1998 will be elected.

December 10: Installation of Officers for 1998

There will be no workshop this month.

October Refreshments

Thank you to the following members for bringing refreshments to the guild meeting. Please sign-up for next month during intermission.

Sheila Pratt
Susie Swan
Pat Shewzyk
Linda Cassrer
Mimi Greenberg

Items for Sale

1/4" Little Foot and Walking Foot. Both used on a Singer sewing machine. \$25.00/or best offer, for both. Call Bobbie Boccali at 967-8355.

Teachers Tips by Norah McMeeking

Never use nail polish to mark your rotary ruler - it will take the paint right off the ruler.

Before beginning machine piecing, wind several bobbins to avoid having to stop in mid-seam to re-thread the machine.

Board Meeting

The Board Meeting will be held at 7:00 p.m., on Wednesday, October 29th, at Norah's house, 2047 Cielito Lane, Santa Barbara (near Sheffield Reservoir). Carpool from the Mission by phoning Diane Eardley at 963-8321.

Fellow guild member, Mary Lou Williamson, passed away in August. Mary Lou will be missed greatly.

Upcoming Quilting Events

October 3 - 4: IN SEARCH OF COUNTRY QUILTS - Fallbrook Quilt Guild. Fallbrook Presbyterian Church, 463 S. Stage Road, Fallbrook. Info: Sara Sandor (619) 723-3155.

October 11: QUILT SHOW TO BENEFIT BREAST CANCER - Quilts hung in a beautiful park-like setting with the chance to win opportunity quilt(s). Vendors, boutique and refreshments. 3401 Chester Ave., Bakersfield

October 18 - 19: PORTERVILLE QUILTERS 5TH ANNUAL \$.99 QUILT SHOW - Springville, CA

October 18 - January 15: PATTERNS OF PROGRESS: QUILTS IN THE MACHINE AGE - 51 Quilts both hand and machine quilted. The Autry Museum located in Griffith Park, 4700 Western Heritage Way, next to the LA Zoo.

October 23 - 26: PACIFIC INTERNATIONAL QUILT FESTIVAL: Santa Clara Convention Center. For info: send \$1.00 to PIQF, Box 667, New Hope, PA 18938.

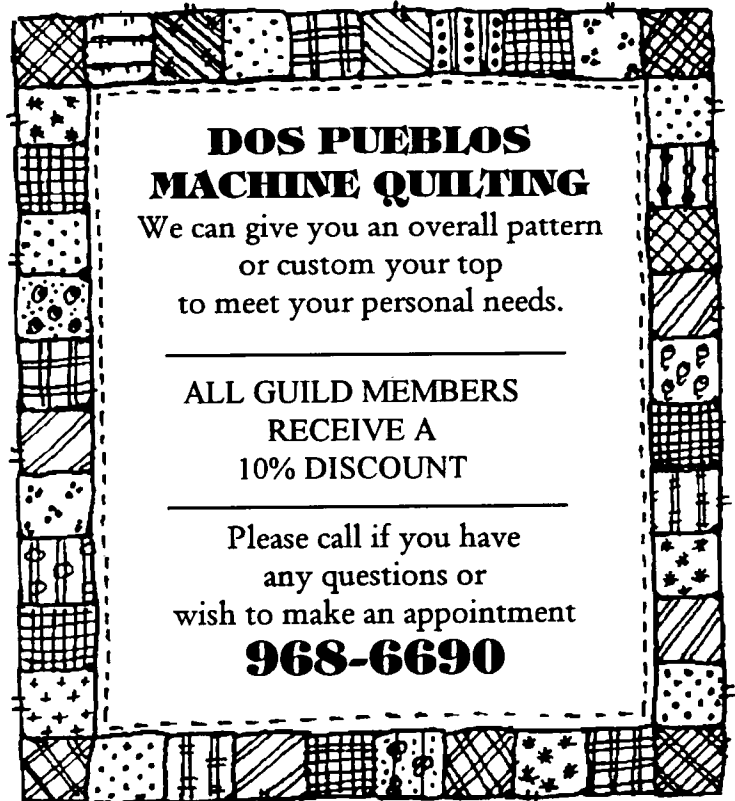
October 25: DECORATING WITH QUILTS - Wandering Foot Quilt Guild, silent auction, boutique. Arcadia Community Center, 365 Campus Drive, Arcadia. Info: Diane Lewis (626) 578-7388.

November 1: SANTA CLARITA VALLEY QUILT GUILD - The 8th annual show, 100+ traditional and contemporary quilts, an opportunity quilt, doll exhibit, silent auction, door prizes, merchants mall and free parking. Canyon High School, 19300 Nadal Street, Canyon Country, CA. For more info: contact Jeanette (805) 257-7760, or SASE to SCVQG, PO Box 802863, Santa Clarita, CA 91380.

November 12 - January 11: DWELLINGS - An international juried exhibition of contemporary quilts using the house as an image. American Museum of Quilts and Textiles, 60 So. Market Street, San Jose.

November 15 - 16: QUILT FESTIVAL VIII - Sponsored by South County Quilter's Guild. South County Regional Center, 800 West Branch, Arroyo Grande. Vendors, Opportunity Quilt, Refreshments. For information: Deborah 481-0292.

January 10 - 11: FRIENDSHIP SQUARE QUILT GUILD - UFCW Auditorium, 8550 Stanton Ave., Buena Park, CA. Vendors, boutique and opportunity Quilt.



**DOS PUEBLOS
MACHINE QUILTING**

We can give you an overall pattern
or custom your top
to meet your personal needs.

ALL GUILD MEMBERS
RECEIVE A
10% DISCOUNT

Please call if you have
any questions or
wish to make an appointment
968-6690

September Door Prizes

Thanks for making it another successful night for door prizes!!

Donors of prizes were:

Animas Quilts Publishing, Durango, Colorado -

Tessellations by Jackie Robinson and Easy
Traditional Quilting by Lora Locke

Hobbs Bonded Fibers - 1 full size Hobbs
Heirloom batt

Chitra Publications - 1 set of quilt notepads

Alaska Dyeworks - 1 pack of hand-dyed fabric

MM Fabrics - 1 set of 6" Debbie Mumm prints

Jana Julian - 2 pieces of fabric

JHB International - 1 leather thimble

P&B Textiles - 1 "Italia" poster and 1 pack of
fat quarters

Harriet Berk - Color for Quilters and Quilt
wrapping paper

Lillian Hersh - 1 Gabbit pincushion

Grant House - 1 Bernina bobbin holder

Thanks to all you ticket buyers and donors of prizes. Keep bringing those dollars, we are on track to set a new record in donations for the year!!!

Sincerely, Linda Estrada

New Library Releases

That Patchwork Place donated the following!

The Border Workbook by Janet Kime - includes 27 border designs with instructions for constructing, choosing the best border design, selecting fabrics, figuring border yardages and calculating any size you need.
Kids Can Quilt by Barbara J. Eikmeier - Here are kid-tested blocks with square and rectangular fabric pieces, straight, seams, folded-fabric angles, and corners that don't need to match. All projects were stitched by kids ages 6 to 14.

Life in the country with Country Threads by Mary Tendall and Connie Tesene - These authors are back with their scrappy, whimsical look in new projects that use simple piecing and either traditional applique or quick-and-easy fusible methods.

More Quilts for Baby: Easy as ABC by Ursula Reikes - This new collection, as was her first bestseller, is for busy people who want to stitch up something special in just a few hours of time using rotary-cutting guidelines and speedy piecing tips.

Caryl Bryer Fallert, Sandy Hess, Carol Meyer and Nancy Horii donated these!

A Spectrum of Quilts 1983 - 1995 by Caryl Bryer Fallert - Illusions of movement, depth and luminosity are common to most of the work of this recent speaker to our Guild, and the qualities of color, line and texture will engage your spirit and emotions.

Quilts Galore by Diana McClun and Laura Nownes - This is a companion to their first book, Quilts! Quilts! Quilts!!!!, and there are 30 classic patterns for pieced, appliqued, broderie perse, trapunto, whole cloth, stenciled, crazy and medallion quilts.

Murder at the Quilt Show by Aliske Webb - Dedicated to "quilters everywhere who love a good yarn", this is another in the series of this author's books. The world of quilts and quilters is the setting for this thrilling 'whodunit'.

Quilts of Illusion by Laura Fisher - Optical effects are colorfully illustrated and explained in patterns that can be read in more than one way and appear to have movement and depth. Included are clear instructions for Eccentric Star, Tumbling Blocks, Three-Dimensional Fans and Tree of Life.

Fiber Studio Press, an imprint of That Patchwork Place books, publishes fiber artists who are dedicated to creative development of artists. Check out these two!

Inspiration Odyssey by Diana Swim Wessel - This author will reveal some of the common sources of inspiration that surround you every day and her creative process and techniques in designing art quilts.

The Nature of Design by Joan Colvin - From the author's own words, "This book is not about learning the elements and principles of design-although I will discuss them-it's about learning to be comfortable with the design process" from first sketch to finished product.

Quilting Tip from the Internet

To make quilting thread tangle less, cut thread into 18" lengths. Run through bees wax. Take a piece of wax paper and fold over the thread. Place wax paper/thread in paper bag. With a warm iron, iron over the bag, wax melts into the thread and makes it stiff.

Diane S. Keagy, Fernandina Beach, Florida

Report on Southern California Council of Quilt Guilds

The meeting on judging was excellent. The program was presented by Elizabeth Mors and Helen Powell. They explained that the judges were hired by the show committee and they must follow the rules of the show.

So, when you're entering a contest, find out what the rules are, who the judges are, category can make a difference. The show committee decides to use elimination or point system. They also decide about category, creativity and workmanship. When the judges work, they wear no make-up, jewelry or bright colors.

The category of quilts are stacked on a table. They are held up for visual impact and then the judge goes over it for workmanship. They can be rejected for being dirty or damaged. Then they are released for hanging or held for further consideration. The judges have scribes for comments on the quilt. They start with good comments, then bad, then back to good.

The things that judges look for are: Filled binding, 90 degree corners, Pencil marks removed, Straight edges should be straight, Threads should not show, Visual Impact (Piecing, quilting, binding, points should all work together.) The judges job is not to remake the quilt, but to judge what they have before them and follow the rules of the show. They also talked about quilting. Hand quilting is preferred, but home maching quilting is gaining in popularity. They are also suggesting a separate category for commercial quilting.

These are some things to remember next time we enter a quilt show.

They also suggested that Guilds work with the local fair committee to up-grade the judging. If you are interested in Judging or Appraising quilts, there will be a short course at the Road to California show, which is being held in January.

Nola Ferguson

NEW MEMBERS:

Please welcome the following new members and add their names to your directory:

Morrey, Diane	646-4377
151 El Camino, Ojai, CA 93023	B.D. 12/26
Kelman, Jean	964-5392
P O Box 60429, Santa Barbara, CA 93160	B.D.8/3

Library Reservation Form

Date _____

Your name _____

Item desired _____

Author _____

Turn in at Guild Meeting or mail to Sue Scholl
5043 -C Rhoads Ave., Santa Barbara, CA 93111-2668.

Note A through M titles will be in Library at April, June, August, October and December Guild meetings. N through Z titles will be in Library at May, July September and November Guild meetings.



September

5 Doris Gilman

October

- 2 Joan Watson
- 9 Judy Rys
- 15 Roberta Goldenbee
- 16 Carol Ledig
- 25 Joan Conklin
- 25 Evelyn Gorrindo
- 25 Sandi Hess
- 25 Sara Meyer
- 26 Nola Ferguson

November

- 1 Judy Lansing
- 1 Peg Gard
- 2 Joan Watson
- 3 Claire Hemke
- 9 Esther Glover
- 9 Wanda Livernois

Coastal Quilters Guild

Web Page Address: <http://www.west.net/nonprof/quilt>

Membership

Guild meetings are held on the second Wednesday of each month at 7:00 pm at Samarkand Community Center, 2550 Treasure Drive, Santa Barbara, CA. Please carpool, parking is limited. Coastal Quilters Guild of Santa Barbara and Goleta, CA is a non-profit, educational and charitable organization. It is the purpose of the Guild to educate its members about the history and preservation of the art form of quilting and its related topics; to learn new techniques, improve skills and to inform the community-at-large about our quilting heritage.

New Members and Membership Renewals

Mail your Membership form, check or Money order for \$25, payable to Coastal Quilters Guild, Inc.

P.O. Box 6341, Santa Barbara, CA 93160

Attention: Membership

Coast Lines Newsletter is a monthly publication

Deadline for newsletter articles is the last Wednesday of each month for the following issue. Send Newsletter articles to my home, Attention: Newsletter.

Judy Rys, 6287 Stow Canyon Road, Goleta, CA 93117

E-mail: JudyRys@aol.com


Quilting Pen Pal Wanted

The guild recently received a letter from Irma Tokarski, whom lives in Edmonton, Alberta, Canada. She has 2 grown children, and 3 grandchildren. She visits California every 3 years. She found out about our guild on the internet and would like to correspond with somebody from here.

Irma is new to quilting and really loves it, and wants to learn more. She is a "craft person"; she makes porcelain dolls and dresses them, and she does all kinds of needle work.

If you are interested in corresponding with Irma, you may write to:

Irma Tokarski
10836 61 Ave. N.W.
Edmonton, Alberta,
Canada T6H 1M1



Coastal Quilters
of Santa Barbara & Goleta, Inc.
P.O. Box 6341
Santa Barbara, CA 93160

