


Coast Lines



Volume 6

Newsletter for Coastal Quilters of Santa Barbara

June 2000

July Workshop

So now the quilt top is done. What am I going to do to quilt the top and make it look it's best. Worse yet, how can I get the pattern I chose for the border to fit and turn that corner with ease and grace. I've got this stencil, but it just doesn't fit right. What can I do?

Well, the answer to this dilemma will be here in July! Joe Cunningham, known for his expertise in solving quilting problems, will be our speaker and workshop teacher in July. He will be here to help

answer all your questions about how to quilt your quilt. Joe, the author and co-author with Gwen Marston of seven books, is well known for his techniques in choosing and drawing the perfect quilt pattern to enhance a quilt to it's best. In his class we will learn how to design the pattern to best fill the space and how to make a pattern work out to fit and turn a corner. Not all of Joe's work is done with drafting tools. He encourages the use of free hand drawing to complete patterns.

As you can see from the workshop list this will be a class that does not require a lot of fancy drafting tools. A ruler and compass are as technical as it gets. The best part, though, is the opportunity to bring a quilt top for marking advice and the chance to listen to an expert plan how to quilt finished tops.

4th of July at Stow House

Our beautiful opportunity quilt for 2000, Celestial Gems, will be on display at the 4th of July celebration at Stow House. Some of our members will be on hand to sell tickets and to talk with interested parties about the quilt, the Guild, and quilting in general. This is an annual event for our guild and one that is fun. If you would like to participate, please contact the Special Events Committee: Judy

Guild Show Boutique

Over the summer, members will have time to make those small, delightfully salable items for our Harvest of Colors 2000 boutique sales table. This is a popular area of the show for quilters and visitors. Our handmade items will make unique gifts for quilters, to quilters and their friends. Nola Ferguson says small items sell best. Larger items such as clothing might be more difficult to size for the buyer, but Nola will happy to field all your questions. Contact Nola for entry forms for the Boutique. Deadline is September 11.



President's Message

Hello Quilters

This year is already half over. It sure has flown! I spent the week-end at the retreat at Rancho La Sherpa. There were only a few of us who attended, but it was a memorable week-end. We arrived on Saturday morning, set up our sewing stuff, claimed our beds, and started sewing. Then we ate lunch, sewed till dinner, then sewed till bedtime. Oleta even sewed in her sleep. We got up on Sunday morning, and sewed, ate, talked, danced, sewed some more, ate some more, and left at about 3:00. We all agreed that it was not enough time, and that we wanted to go again, preferably in February, March or April, and for two nights rather than one. I would like to start the planning for it now, and if there is someone who would like to head the committee, please let me know.

We are fortunate this month to have Toni Smith displaying her quilts as our quilter of the month. Toni was featured two years ago at a member's showcase meeting and I remember some beautiful and creative work. I am happy that we will get another chance to see her work. Thanks, Toni.

Next month's theme will be "First Quilts" That's right. Even if you didn't have any idea what you were doing, we want to see it. It's incredible how much self confidence it can give a new quilter to see proof that we were all new quilters once. And it will be amazing to some of the experienced quilters in the group to see what wonderful things new quilters come up with. So get your First Quilts ready for



the July meeting. The doll group (The Santa Barbara DollFuns) challenge dolls will be displayed as Group of the Month at the August meeting.

The Quilt Show is well underway. Your job as a member, is to have at least one item in the show. This is a Member's Showcase, and we would like to have every member of the guild represented. The show is not juried or judged. It is an opportunity to show off our talents to the community. Lets go for variety and representation. Let's try for a quilt, doll or wearable from each member!

Desiree Cook has volunteered to chair the Christmas Boutique this year. She will be letting us know more details later, but the tentative date is the first week-end in December, and we may go to two days rather than one. This means that you'd better start working on those quilts to sell now, because it's not that far off. Our Quilt Show Boutique is going to be the "Small Item" Boutique, and the Christmas Boutique is where you can sell those big quilts. Both boutiques have been very successful, so, get to work.

Our speaker this month is Sally Collins. She will be speaking about small scale quilts. This is the perfect opportunity to get inspiration for the "Wish You Were Here" challenge. Since our challenge will be postcard size, I'll bet we can gain some great tips from Sally's presentation. I'm looking forward to it.

I hear that the Nominating committee is out there making some calls and asking people to get involved in next year's board and committees. If you want to get involved, and haven't been asked, talk to Nola Ferguson.

I recall at the beginning of this year making a challenge to the satellite groups to adopt a project, whether is was a charity, or as the Sew What's did to make the Opportunity quilt. There is a great activity for a satellite group to adopt for the Quilt Show Education Committee. Talk to me or Leslie Hogan about it.

We will hear more about Community Quilts at the June meeting, so keep your ears open and your fingers nimble.

Ranell Hansen •

Board and Officers 2000

President: Ranell Hansen
Vice Pres. Workshops: Betty Kelley, Joann Conklin
Vice Pres. Programs: Susan West
Vice Pres. Future Programs: Norah McMeeking
Recording Secretary: Michelle Peerson
Corresponding Secretary: Jane Harrah
Treasurer: Judy Stanton
Parliamentarian: Isabel Downs
Block of the Month: Evening Star Satellite Group
Challenge Quilts: Kristin Otte
Community Quilts: Suzy Carter
Coast Lines Newsletter Editor: Lynn Laughrin
Newsletter Layout: Marlene Pearson
Newsletter Distribution: Gladys Brown
Door Prizes: Elizabeth Harper, Marie Voyles
Historian: Lorraine Miner
Librarian: Joyce Ball, Gail Tinsley
Membership: Diane Eardley
Nominations: Nola Ferguson
Satellite Groups: Beth Jones
Southern California Council of Quilt Guilds:
Lora Martin, Oleta Bennett
Telephone: Harlene Bailey
2000 Opportunity Quilt: Karen Pickford
2000 Opportunity Quilt Tickets: Carol Meyer
Hospitality: Ingrid Engmyr, Martha Adams,
Ruth Walters
Special Events: Judy Miller, Judy Stanton,
Anne Braddock

August Workshop with Elinor Peace Bailey

On Friday, August 11, the dynamic and entertaining Elinor Peace Bailey will teach her 'Dollmaker's Choice' workshop. First time dollmakers are welcome at this workshop. The class will be especially good for those who want to expand their experience with the patterns Elinor has designed. Basic sewing and dollmaking supplies will be needed. Supply lists and pattern order forms will be available at the June and July guild meetings.

See Betty Kelley or Joann Conklin.

Our Guild this Month

June 8, Thurs. 7 p.m.

Guild Mtg. At St. Andrews

June 14, Wed. 7 p.m.

Board Mtg. At Samarkand Craft Rm.

June 26, Mon. 5 p.m.


Deadline for July issue of Coast Lines

June 28, Wed., 7 p.m.

Quilt Show Mtg, Samarkand Craft Rm.

Community Quilts

There will be no meetings of the Community Quilts Project on May 27 and June 24. See you after vacation. Suzy Carter




September Book Sale

The Guild Library's Annual Sale of discarded books will be held at the September meeting. This will be your opportunity to pick up quilting books and magazines for next to nothing. We are telling you this far ahead so that you can clean out cupboards and shelves and donate unused books and magazines to the sale. All proceeds from the sale go to buying new books to keep the library up-to-the-minute with the latest titles.

Bring donations to the June, July, and August meetings or call Joyce Ball 964-0144 or Gail Tinsley 685-7222 for pick up. Many thanks.

Library Corner



What to do with those beautiful white spaces on our quilts?

We have added three books to help you.

Linda Macho's **QUILTING PATTERNS** has 100 full-size, traditional designs that are easy to transfer to a quilt by making machine perforated patterns, a stencil, or template. She gives instructions for all of these techniques.

Dorothy Osler's **QUILTING DESIGN SOURCEBOOK** illustrates the same methods with added discussions for appropriateness and style. Included are calculated percentages for enlargement or reduction of her library of designs, many of which are less traditional designs.

60 MACHINE QUILTING PATTERNS, by Pat Holly and Sue Nickles, begins with instructions for machine quilting: where to begin, stitching order, free-motion practice, packaging for sewing, thread and tension options, pressure feet. This book includes many border quilting patterns.



Design Tip...

Do you have a quilt block book and have trouble determining which block to make out of all your favorites? Try combining 2 blocks. For example, Turkey Tracks and Ohio Star combine nicely to create a rich visual appeal. Then use the 2 blocks by linking them with colors or designs at edges where they meet. Alternate and repeat across the quilt. Try this with any two blocks you like, for a top that is uniquely your own.

4

Our first redwork book is in, kindly donated by Mary Cunningham. **FAVORITE REDWORK DESIGNS**, by Betty Alderman, presents eight projects using that 100-year-old embroidery craze. The usual botanical, garden, tea pot, and Sunbonnet Sue designs are included as well as an alphabet in redwork. Lovely and nostalgic, the designs can be used for appliqué or quilting.

Another donation thanks to our guild member, Harriet Burke. It is our most complete book on hand-dyeing: **CREATING COLOR; A DYER'S HANDBOOK**, by Judy Anne Walter. This book is full of technical and practical instructions, timesaving charts, formulas, clear explanation of the process, and chemistry of dyes -- in short, everything you need to know to create magical hand-dyed fabrics at home using simple household equipment.

If you have avoided making a quilt set on point because you were afraid of the math, fear not. Check out Trudie Hughes' **ON POINT**. She shows you how to accurately measure and machine piece groups of blocks, different width rows, and pieced borders set diagonally. Her instructions are clear and give you confidence! The secret of your beautifully flat and perfectly pieced quilt will be that you followed her many instructions, hints and admonitions to the letter. Seventeen projects are included. ●

Happy Quilting! Joyce Ball, Librarian

Getting to Know Us

by Connie Stone

Our newest quilt teacher is Kristin Otte.

Originally from Orange County, Kristin came to Santa Barbara to attend UCSB, where she received a degree in Art History. She loved it so much, she decided to stay.

Her father had a walnut farm in Orange County, but when he returned from the war, he tore out all the walnut trees and planted oranges, which were more profitable at the time. Later, Dad sold the farm and they moved around a bit, living in Texas for a year and several towns in the Central Valley.

After college, Kristin supported herself doing stained glass and calligraphy. At one point she moved to Georgia, but missed SB so much, she returned. After working a while, she went back to school, and

received a Masters in Book Arts, doing printing and making books.

Kristin has been quilting for ten years. Among the wedding gifts she, received an antique quilt, and also an unusual, limited addition book on quilts. When she was hoping for a child, it felt right to learn how to quilt. Her baby is now eight years of age.

As a family, they go every year on a camping/canoeing trip on the Boundry Waters between Minnesota and Canada. This is a place where, at times you have to do portages, actually leave the water and carry everything until you get back into the water.



Besides quilting, she works at Blue Island, quilts, volunteers at her daughters school, quilts, reads and quilts.

They have chickens, 2 mice and a cat. ●

June Birthdays

Sandy Wilmot	3
Judyl Mudfoot	6
Beth Jones	7
Ditto Nesbitt	7
Vickie Mahan	8
Ingrid Engmyr	8
Claire Estes	9
Cam Gittler	10
Barbara Asp	16
Kathy Iveland	16
Celeste White	16
Susan West	16
Colby Kline	20
Kristin Otte	21
Barbara Forester	22
Marcia Moore	25
Cecilia Puppo	25
LouAnn Schlichter	26
Marie Voyles	26



Calendar Of Events Summer 2000

For more information, contacts for shows listed below, retreats, 2001 shows, or gallery exhibits see the announcements table.

June 3 - 4 Antelope Valley Quilt Guild, Fairgrounds, Lancaster, CA

June 3 - 4 Beach Cities Quilt Show, Irvine Valley College, Irvine, CA Info: Kris Hawkins, (619) 613-1182 or k.khawk@netport.net

June 9 - 10 20th Annual Fabric Fantasies Festival, "Fables and Folk Tales", Bazaar del Mundo, 2754 Calhoun St., San Diego, CA Info: Bazaar del Mundo (619) 296-3161 or bazaardelmundo.com

June 19 - 21 Fanta Sea of Quilts, Beach Cities Quilt Show, Irvine Valley College.

July 7 - 8 Los Angeles County Quilters, First Baptist Church, 8348 E. 3rd St., Downey, CA, located just north of Firestone Blvd. Info: Carolyn Grund, (562) 422-2084

July 9 - 13 Camp Watch-A-Patcher, sponsored by Orange County Quilter's Guild, Concordia University, Irvine, CA Info: SASE (55cents) to: Camp WAP, P.O. Box 310, Orange, CA 928457 or www.campwap.homepage

July 15 SCCQG Meeting hosted by TLC Quilt Makes, West Covina, CA Topic: Meet the Teachers

August 5 - 6 3rd Annual Quilt Daze, Hosted by Yorba Linda Heritage Group & Yorba Linda Women's Club. Yorba Linda Community Center, 4501 Casa Loma at Yorba Linda Blvd. Info: Julie Astle (714) 777-2096 or yljack2@aol.com

August 11 - 13 San Diego Quilt Show, at the Concourse, Plaza Hall, 202 C Street, San Diego (new location). Info: (619) 443-2706. SASE P.O. Box 420148, San Diego, CA 92142-0148

Sept. 9 - 10 Orange Grove Quilters Quilt Show, Orange County Fair Grounds, Costa Mesa, CA Fund raiser to benefit Susan G. Komen Breast Cancer Foundation. Info: Barbara Purks 16232 Wishingwell Lane, Huntington Beach, CA 92647 or bkpurks@aol.com

Sept. 22 - 24 Quiltaway Weekend, sponsored by Traveling Quilters, Big Bear, CA Info: Lynn Crawford (760) 249-8869 or ljrcrawford@lan2000.net

Sept. 30 Quilter's Home Tour, Nite Owl Quilters Guild, Upland, CA Info: Karen Woodard 7963 E. Altair Lane, Anaheim, CA 92808, (714) 974-7357 or justquilts@aol.com

Tri-County Quilt Guilds

Almond County Quilters

P.O. Box 538 Templeton, CA 93465.
Meetings are held in Paso Robles.
This year's President is Michelle Hoggatt. The guild is planning for a member show in September 2000.

Camarillo Quilters Association


P.O. Box 347, Camarillo, CA 93011
Congratulations are in order as the guild will be celebrating their 20th Birthday at the June 13th meeting. Installation of new officers, a silent book auction, display of quilts by past Presidents and their President's quilts will be on the agenda. July 22nd that will host the Hoffman Challenge. No meeting will be held in August.

Santa Maria Valley Quilt Guild

P.O. Box 5072, Santa Maria, CA.
The guild held their members show in May. Their 2001 Opportunity Quilt is well on it's way to being finished.



Guests are Welcome at Coastal Quilters Guild! We love to share our wonderful educational programs and show our handiwork to quilters and others who may be interested in modern quilting, quilts throughout history, and related topics. A small guest fee contributes to our future programs. Guests are encouraged to introduce themselves to our members who are eager to share their enthusiasm. Bring a guest and rekindle the spirit of Quilting!



Challenge 2000!

Theme: *Wish you were here!*

Size: postcard, small or miniature. (Measures no more than 24" each side.)

Deadline: CQG meeting, October 12, 2000

Exhibition: "Harvest of Colors"
CQG Members Showcase;
October 14 & 15, 2000;
Earl Warren Showground.

Exchange: We will be sending our quilts to New Zealand Coastal Quilters Guild!

Have you found the Coastal Quilter's Internet site:

If you have been having difficulty reaching our web page, contact our webmistress, Megan Miley. The Coastal Quilters Guild internet page is accessible through a local internet provider. Megan is currently researching more availability to the site through various web search engines.

Here's a vehicle for Satellite Groups to shine, Community Projects and other activities to be announced. More information about our guild, individual members' quilts, wearable art and dolls will be welcome to the site. Send articles, pictures, general news or other items of interest to Megan Miley megan@silcom.com or phone her at home.

When typing the address at this time, do not use www in the line.
[http://: coastalquilters.mesanet.net](http://coastalquilters.mesanet.net)



May Door Prizes

Winners of the Door Prizes...

Toni Leonoski

Megan Miley

Vickie Mahan

Ursula Dial

Lucke Thorensen

We apologize to the 3 winners we did not name.

Prize Donations were from the following generous people: Blue Island Quilts gave a generous packet of fabrics.

Heartwarmers Mercantile had the ladies excited with a \$25 store certificate and bundle of fat quarters. P&B Fabrics gave a great Spring time packet of fat quarters.

Grant House donated a new product called Steam-a-Seam, Two quilting books, A Compass Quilt pattern and historical reproduction fabric quarters.

Nancy's Notions supplied a Travel Kit of grids. Beverly's Fabrics donation of fabric was handsomely wrapped with a beautiful ribbon flower. Again, we thank the donators for their generous support of the guild. Marie Voyles and Liz Harper. May Door Prizes

May Show & Tell

Our members displayed their handiwork in May.

Alice Nielson - Kid's Star Quilt

Sewphisticats - Liz Turner &
Susan McIntosh

Claire Fouquet - Red & Green
Baltimore quilt


Pat Shewczyk - Traditional
wallhanging inspired by Frank
Lloyd Wright.

Kristin Otte - Two class samples for
her upcoming class.

CHALK ONE UP

for the Guild

Memorial Day weekend was the 14th year for I Madonnari, the Italian Street Painting Festival that helps support the Children's Creative Project, a nonprofit arts education program of the County Education Office. The project sponsors fine arts programs in the schools for a total of 66,000 children. Coastal Quilters participated this year for the first time. Marlene Pearson, a member of our guild, has been quilting for twenty-three years and has a background in mural art. She also did the chalking in red, white and blue with the help of 3 high school students and an experienced artist. The result was a beautiful quilt design, a combination of Shoo-Fly and Bird of Paradise blocks. She was influenced by Joan Wolfrom's recent workshop, "Marriage of Blocks." It was a wonderful opportunity for the community at large to become aware of our guild as many viewers commented on their connections to quilts. A visitor from England stopped by and introduced herself as a quilter. The kinship of quilters is truly international.



Harvest of Colors Update

Oh, my goodness! June is upon us! What does this mean for the quilt show? Well, It means that all guild members have another 6 weeks to decide which beautiful item to submit for the show - because based on Show and tell, we all do beautiful work, whether beginners or experts; whether working in a traditional or contemporary style. I encourage every single guild member to participate by show a quilt, a doll or wearable and by volunteering. Do keep in mind that you need not make something especially for the show. I for one have chosen an already-finished project, work and other things being what they are this summer. A crib quilt, and I don't think my nephew would appreciate having his quilt taken from him. Here's the latest from the organizational front. I still need one or two members for the DESIGN committee. If you are interested in participating in the BOUTIQUE, make a little money for yourself as well as for the guild, please talk to Nola Ferguson.

The ACQUISITIONS committees, all three, quilts, wearable art and dolls, strongly encourage members to get their applications in early and with a photograph. The item need not be finished, you have until September for that. Dollmakers, your submission form will be available very soon.

Some months ago, Ranell issued a challenge to Satellite Groups to volunteer for the show - here's what we need:

EDUCATION has three components: Poster displays, handouts, and informal talks. For example, at a show, Ranell saw a display having to do with quilt batting. There were

small pieces each using a different batting, either machine quilted or hand quilted. Is there a group that would like to take on that display?

Handouts: on various topics such as quilt care, both new and antique, techniques, etc. Why not research a particular question and share the information with the guild and visitors to our show? Informal talks by quilters and quilting professionals in our guild. We invite you to volunteer, to prepare handouts, make a poster or consider a short presentation. If you are interested, call me and we can discuss it. We need to keep track of these events, in brief, we need an Educational Chair.

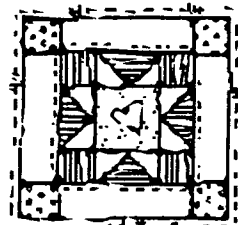
Publicity signage is a new endeavor. It's simple. A group is needed to take charge of making and posting signs and flyers the weekend of the show. I'm talking about the kind of posting folks do for garage sales, on a slightly larger scale. Many hands can take on the job of making and distributing signs

Call Monte Farris, Publicity Chair 682-0166.

I want to thank all the volunteers for their hard work thus far. A quilt show is a collaborative venture, so far the collaboration has been great!

The next Quilt show meeting is Wednesday, June 28 at 7:00 pm in the Samarkand Craft Room.

Leslie Hogan



Call For Quilts — Member's Showcase

Our second semi-annual Guild quilt show is scheduled for October 13-15 at Earl Warren. As before, our primary objective is to provide a showcase for members' work--all our members.

Our first show of this type in 1998 was a great success. And we expect to be able repeat the experience this fall. Now we know that a large number of our members had second and third entries to the last show that could not be included for lack of space. These quilts are good candidates for resubmission (AND I even have a photograph of them, sez Anne Braddock). We have also seen a steady stream of really beautiful quilts displayed over the past couple of years at Show and Tell. These are also excellent candidates.

What are your excuses for not participating? Being shy, new to the Guild, or overly critical of your own work may be some of them, but let me assure you that we really do want your quilts. This is not a juried show; all our quilts meet the standard for the show. Another excuse may be that you have given away the quilt you want to submit. Why not ask to borrow it back in order to have it in the show? Many of us have done this in the past and the quilts' owners were happy to have their quilt on view. Another excuse may be that it is not finished. The deadline for submission of quilt entries is July 15. This does not mean that your quilt has to be finished by that date; finishing can occur during the four

months that follow. But we DO need to know ABOUT your quilt (how large, what style, what colors predominate, etc.) and we need a photograph of it for the display committee. If you don't have a photograph, please bring your quilt or quilt-in-process to a Guild meeting and we will provide an amateur photographer's service. You will find an entry form in the newsletter; the application is on one side and the instructions/rules are on the other.

If you have any questions, please feel free to contact a member of the Acquisitions Committee listed on the form for clarification. Again, we hope to have a quilt from as many of our members as possible. It can be a king size quilt or it can be a miniature, or any size in between.

Quilt Show Acquisitions Committee ●

B Baby quilts - always a winner
O Oven mitts - potholders, too
U Unusual pins - what could be better
T Temptations galore - quilted by you.
I Ideal gifts for the Holiday season
Q Quilts - yes, but small - space is the reason
U Useful and frilly, it's time to create
E Each participant we know
will make things that are great!

All of you who plan to sell your creations at the Harvest of Colors boutique need to see Nola Ferguson at the next Guild meeting. She will have applications for those who would like to participate. If you cannot be there in June - give her a call at 684-5665.





COASTAL QUILTERS GUILD

of

Santa Barbara and Goleta

Presents

HARVEST OF COLORS:

A Members' Showcase of Quilts

October 14 and 15, 2000

Earl Warren Showgrounds: Warren Hall



Member-Exhibitor's Name _____ Phone _____

Address _____

City, State, Zip Code _____

To assist the Exhibit Committee, please describe your quilt, and include a color photograph with this form.

Length _____ in, x width _____ in.

Predominant color(s) _____

Techniques: Please check all that apply.

____ Traditional ____ Pieced ____ Appliqued

____ Innovative ____ Mixed ____ Other

Hand: ____ Pieced ____ Quilted ____ Appliqued

Machine: ____ Pieced ____ Quilted ____ Appliqued

Special Techniques (Explain): _____

Quiltmaker _____ Quilted by _____

Owned by, if different from maker _____

Name of Quilt _____

Inspiration for, source of idea for, and/or pattern of quilt (25 words or less, please) _____

Is your quilt for sale? _____ If so, price of quilt \$_____ (A 10% commission will be due the Guild.)

You may submit more than one quilt. Please indicate the priority of this entry for inclusion in the show:

____ 1; ____ 2; ____ 3. A "1" indicates your first choice; a "2" your second choice, etc.

Please use a separate form for each quilt entry and submit by mail to:

Quilt Show Acquisitions Committee

P.O. Box 30962

Santa Barbara, CA 93130-0962

or, in person to: Anne Braddock (687-4228), Judy Miller (962-2333), or Judy Stanton (569-1152).

DEADLINE FOR SUBMISSION OF ENTRY FORMS: JULY 15, 2000

Committee Use Only: Date Rec'd: _____ Submission No. _____ Catalog No. _____

Information

This exhibit is a members' showcase, providing an opportunity for everyone to display their newest, best, or favorite quilt(s) at a large show. The committee urges each and every member of the Guild to submit one or more entries to this event.

Submit your written entry(ies) as soon as possible. It's not too early to reserve your place on the wall. Your quilt(s) can be currently unfinished or in process but must be completed by collection time. Every member of Coastal Quilters Guild is assured of the display of at least one quilt. Exhibit space permitting, additional quilts will be selected by lottery according to size. Please indicate the priority of the submitted entry; every effort will be made to honor your priority. Please attach a color photograph of your quilt to your entry form.

For purposes of this show, a quilt is defined as a fabric construction consisting of a front, filler layer, and back held together with stitching and made by the member-exhibitor. Cheater panels, tied quilts, and entries made from kits will not be accepted. Quilts may not have been hung at a previous CQG exhibit.

Security Arrangements: Every effort will be made to protect all quilts. Accounting and surveillance will be strictly planned and maintained. Eating and smoking are prohibited in the exhibit hall. Responsible white-gloved hostesses will try to keep all quilts in view at all times and will discourage touching by viewers. However, CQG show insurance does not cover the quilts. Each owner is responsible for insuring her own quilt(s) for loss and damage.

Label: An identifying label should be sewn securely to the quilt on the back of the lower right side stating the quilter's name, address, telephone number, and name of quilt.

Sleeve: A 4" sleeve must be attached to the back top. This provides a safe and secure means of hanging the quilt. Quilts without sleeves will not be exhibited. Sleeve construction: Cut fabric 9" by the width of the quilt less 2". Stitch a narrow hem on each end of the strip. Fold the strip in half lengthwise and stitch a 1/2" seam on the right side of the fabric, creating a long tube. Press the tube flat. Hand-stitch the top and bottom of the sleeve across the entire width of the quilt. Be sure the sleeve ends remain open for insertion of the hanging rod. Your finished tube will be approximately 4" to 4-1/2" wide.

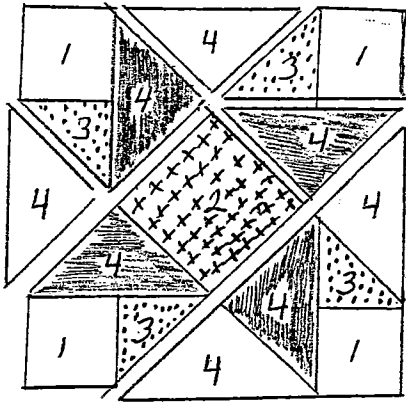
Packaging: Each quilt should be delivered in its own pillow case with the maker's name marked in indelible ink in large letters on the hem. This will help keep the quilt clean and facilitate transport.

Details on quilt collection will be provided by September 1st.

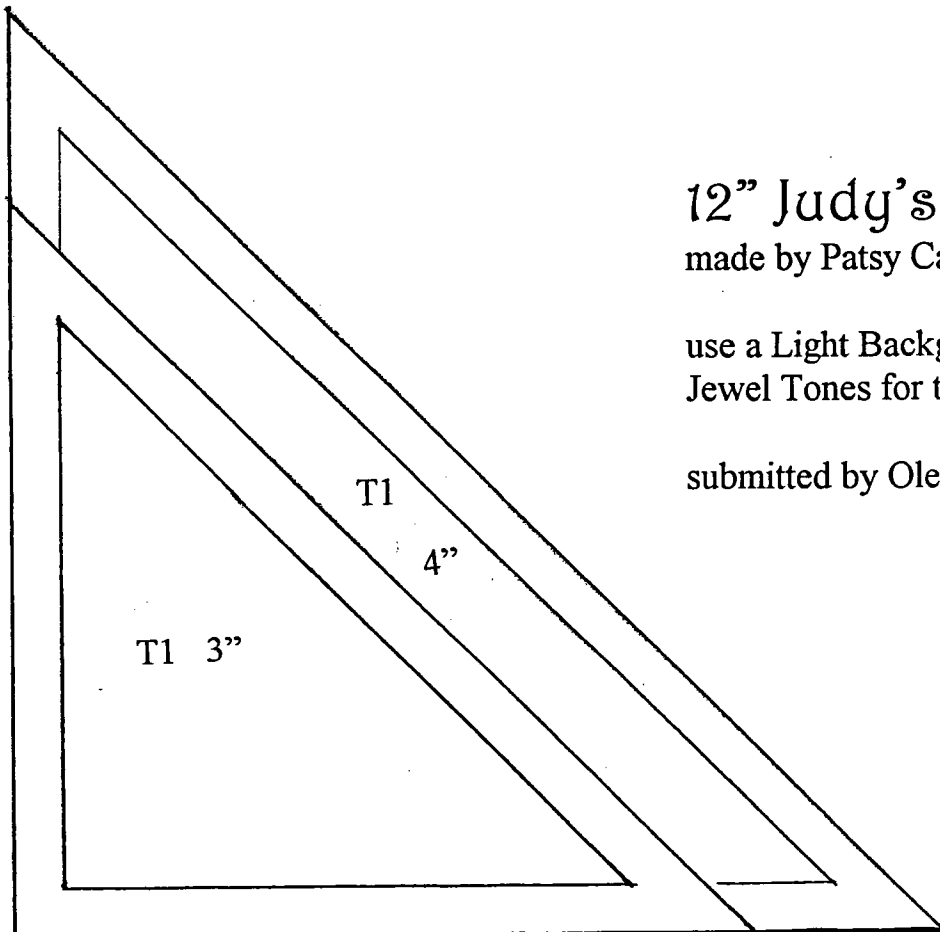
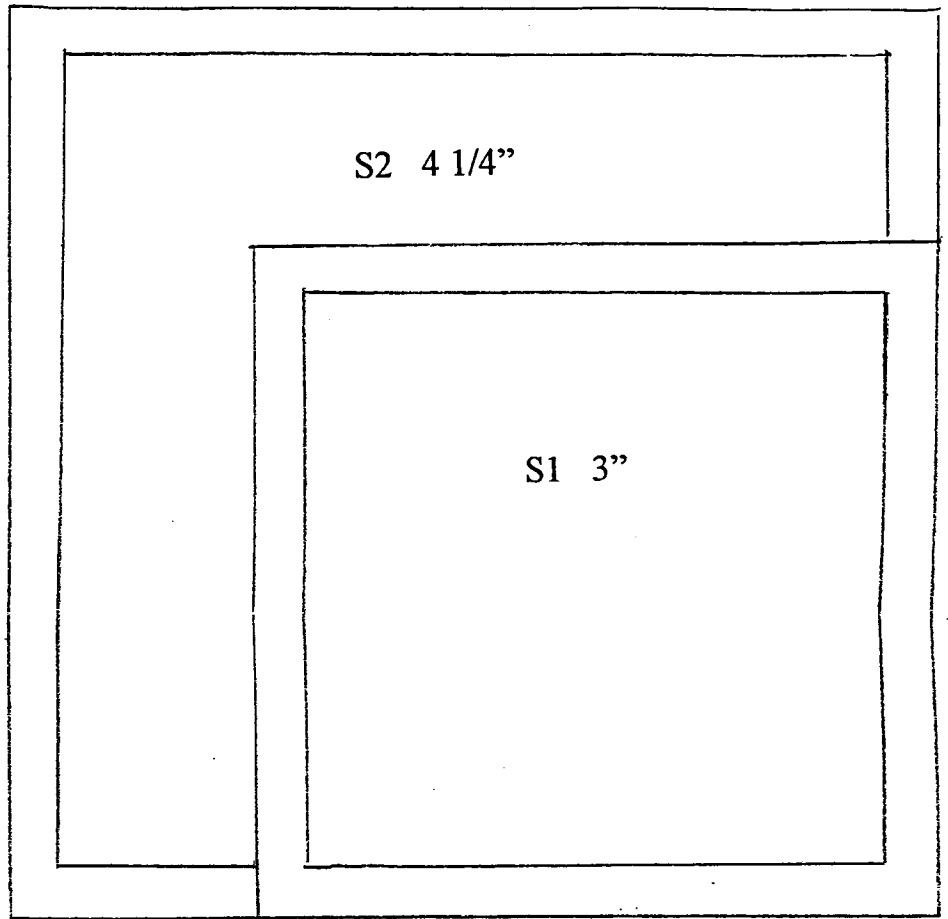
For additional information, please contact a member of the Acquisitions Committee listed on the reverse side.

Happy quilting! We're eager to see your submissions on display.

Block of the Month



Patch Name	Finished Size
1. S1	3"
2. S1	4 1/4"
3. T1	3"
4. T4	6"



12" Judy's Star

made by Patsy Carr for Judy Martin


use a Light Background and
Jewel Tones for the Star

submitted by Oleta Bennett

New Web Page Address:

<http://coastalquilters.mesanet.net>

When typing the address at this time,
do not use www in the line.



REMINDING our Members...

Entry Form deadlines:

July 15 Harvest of Colors 2000 Quilt Show

Sept. 11 Boutique entry forms

Sign up for summer workshops:

see Betty Kelley or Joanne Conklin

June 9 Sally Collins - Circle of Stars

July 14 Joe Cunningham - The Joy of Quilting

Aug 11 Elinor Peace Bailey - Dollmaker's Choice

Coming in the Fall...

Sept. 14 Elly Sienkiewicz - Burst Into Bloom-Twelve Easy Ways

Sept. 15 Elly Sienkiewicz - Edens Fruit via Wendy's Fruit Bowl!

Nov. 11 Kelly Gallagher-Abbott - Crazy Quilting

New Members and

Membership renewals:

Mail your membership form, check or Money Order

for \$25 payable to: Coastal Quilters Guild, Inc.

P.O. Box 6341, Santa Barbara, CA 93106

Attn: Membership

Guests: \$5.00

Coast Line Newsletter

This is a monthly publication.

The deadline for the newsletter
articles is the **fourth Monday** of
the month for the following issue.

Send articles to: editor Lynn Laughrin

1224 E. Mason, #B

Santa Barbara, CA 93103

radish@gte.net

Membership

Guild meetings are held on the
second Thursday of each month
at 7:00 P.M. at St-Andrew's Presbyterian
Church, 4575 Auhay, Goleta, Ca.

Please car pool, parking is limited.

Coastal Quilter's Guild of Santa Barbara
and Goleta is a non profit, educational
and charitable organization.

It is the purpose of the Guild
to educate its members about the
history and preservation of the art form
of quilt making and its related topics. Also to
learn new techniques, improve skills
and to inform the community
at large about our quilt making heritage.

Coastal Quilters Guild

P.O. Box 6341

Santa Barbara, California

93160

NON PROFIT ORG.

U.S. POSTAGE

PAID

Santa Barbara, CA

Permit No. 688

