


# Coast Lines



Volume 9 Newsletter for Coastal Quilters of Santa Barbara

September 2000

## September Speaker

Our September speaker, Elly Sienkiewicz, has been designing and making quilts, studying, writing and teaching quilting for over two dozen years. By 1999 her creativity and research had fueled 14 books on appliqué, both fine and folk. In 1996, Elly's Appliqué 12 Easy Ways! won the quilt industry Classics Award for best book on appliqué, and a sequel, Fancy Appliqué! , followed in 1999.


Widely admired as both a needle-woman and scholar, Elly's work has fueled the recent Baltimore Album revival.

Consumed by the question of why we love quilting so, Elly is a delightful teacher and inspiring lecturer. Affirming this, she has lectured at the Smithsonian Institution and across five continents. Elly says she is never happier than when she is teaching quilting. That kind of enthusiasm is sure to be contagious!

## Inside this issue:

<i>President's Message</i>	2
<i>Court Quilt Sought</i>	
<i>Our Guild this Month</i>	3
<i>Community Quilt Lunch</i>	
<i>Harvest of Colors 2000</i>	4-6
<i>November Workshop</i>	6
<i>September Workshops</i>	7
<i>Empty Spools—OOPS</i>	
<i>Satellite Groups</i>	
<i>Library Corner</i>	8
<i>August Door Prizes</i>	9
<i>September Birthdays</i>	
<i>Speaking of Dolls... New Deadline</i>	10
<i>Fall Classes</i>	11-
<i>Calendar of Events</i>	13
<i>Board of Officers 2000</i>	14
<i>Block of the Month</i>	15
<i>Membership Information</i>	16

## Annual Book Sale - September Meeting




### Get ready, get set, **GO**

to the Guild's annual book sale of quilting and sewing books, magazines and other sewing related, readable treasures for our guild members in September. Most of the books will range between \$2 to \$5 with magazines for less. Some of the older magazines have wonderful patterns and if they appear in template format, you can always convert them for rotary cutting. Also, some of the older patterns and designs are so unique they may not be published again. Take Red Work, for instance, almost lost and gone forever until someone decided to revisit it's charming designs. So stock up on these book and magazine treasures for new adventures in modern fabrics!

## November Crazy Quilt Month ... any degree of craziness!

It was decided at the last Board Meeting that November will be Crazy Quilt Month. Everyone in the guild is invited to bring a crazy quilt to the November meeting. It can be an antique quilt belonging to someone else, or one you just made this year. It can be traditional or contemporary. It can be any size, and any shape, in any condition, and any degree of craziness. It'll be fun to see how many crazy quilts we can bring.



## President's Message



Hello Quilters.

Can you believe that summer's already over? Did any of you finish those projects you saved for summer? I did manage to get my entry for the quilt show finished. I hope the rest of you are nearing completion with your quilt show entries. October is not that far off. I attended a quilt show meeting last week and everything seems to be going quite well. Thanks to all those who have done so much to set the wheels in motion. There will be work for all to do in the coming weeks. Leslie Hogan has jobs for everyone who wants to serve.

All you appliqués should be anxiously awaiting this month's speaker, Ellie Sienkiewicz. I believe that all the Workshop spaces are filled, but check with Joanne Conklin to be sure. It should be a great meeting with this very talented quilter.

This month is our Library Book Sale. Be sure and come early to get the best bargains on books either donated by members for the sale, or pulled from our own library in order to make room for newer titles. All of the proceeds from the sale will go towards new books for the library.

Next month, two days before our quilt show, is our challenge meeting. Now that we have all got our quilt show entries done, it's time to finish our challenge pieces. Kristen Otte's postcard from Michigan was a great inspiration at our August meeting. I can hardly wait to see what great miniature or small quilts our guild has created with the theme of "Wish You Were Here." Talk to Kristen for details of the October meeting.

Susie Carter is hoping for better attendance at the next Community Quilt Workshop. Even if you can just come for a few hours in the morning or the afternoon to help put together kits, everyone is welcome and needed. See Susie for details.


I hope all of you who are planning on having items in the Boutiques are working on them now, both for the Quilt Show Boutique, and the Holiday Boutique. Plans are underway for both events. Nola Ferguson is in charge of the Quilt Show Boutique, and Desiree Cook will chair the Holiday Boutique. So much to do, so little time.

See you at the September meeting.  
Ranell




## Quilts Sought for Important Court Case

A SEARCH is underway for a quilt made before 1990 that is either a Le Moyne star or variable star pattern using pastels, preferably solids. Of particular interest are quilts with NO sashing (stars are touching), set straight (not on point), with each star a single color. The quilt itself or pictures will do. An importer is claiming this pastel design is her copyrighted design and has taken it to court. Court date is October, 2000. If this importer wins, this creates serious problems for us as quilters as we will have limitations placed on our color choices with traditional patterns...especially if you want to sell a quilt or win prize money with your quilt. It has a further impact on opening the door to someone copyrighting all sorts of quilts made from traditional patterns. If you or anyone you know has a quilt that fits this description, please contact Bonnie Browning the American Quilters Society (AQS), phone (270) 898-7903 or email at <showchm@aqsqilt.com>.



## Community Quilt Workshop & Luncheon



Next Community Quilt Workshop will be Saturday, September 23rd, Craft room at Samarkand, starting at 9:15am. We will choose fabrics for quilts for premie babies at Cottage Hospital.

The Quilt sizes will be 43" to 48" in length by 30" to 35" wide. Batting will be available. These quilts will be given to the hospital at our Christmas meeting. Bring your sewing machine, we will furnish lunch this time. Please come, so we can get started on this project. See you there... Suzy Carter



## Our Guild this Month



**Sept. 11** Boutique entry forms due.

**Sept. 13** Guild Board Meeting 7 p.m. Samarkand Craft Room

**Sept. 14** Guild Meeting @ St. Andrew's, 7 p.m.

**LIBRARY BOOK SALE**

Elly Sienkiewicz, guest speaker.

**Sept. 19** Quilt Show Meeting 7 p.m. Samarkand Craft Room

**Sept. 22** Coast Lines Newsletter Deadline for Oct. issue (Friday, new earlier date—see page page 10 for more detail.

### Workshops:

**Sept. 14** Elly Sienkiewicz "Burst Into Bloom-Twelve Easy Ways"

**Sept. 15** Elly Sienkiewicz "Splendid Theorem Appliqués"

## Coming in the Fall...

**Oct. 9** Guild Challenge Drop at Blue Island

**Oct. 12** Guild "Wish You Were Here" Challenge

**Nov. 11** Kelly Gallagher-Abbott "Crazy Quilting"

**Nov. 11** Crazy Quilt Saturday Workshop

For more information on the workshops, contact Betty Kelley or Joann Conklin.

For more information on Programs, contact Susan West by phone.

*"Quilts are a unique kind of love,  
you know--  
it is good for children  
to know that someone  
who did not know them,  
and who they do not know,  
wanted them to have a quilt  
just for being born;  
not for being good--  
just for being."*

(from Quilts in Women's Lives  
by Nancy Betts,  
San Francisco Art Institute, 1997)

# Harvest of Colors 2000

*Leslie Hogan, show chair*

**T**here was a great turnout for the last quilt show meeting and I have to say everything is running as smoothly as I could wish. It's going to be a great show, with some 116 quilts, 19 dolls, and 15 wearables!

While this isn't my very last chance to communicate with the guild via the newsletter, I do have a lot of information for everyone this month. Please read it carefully, and if you have any questions at all don't hesitate to call me at 805-968-7845 or email [redduckmusic@earthlink.net](mailto:redduckmusic@earthlink.net). If I don't know the answer, I'll know which of my WONDERFUL committee chairs does!

**Show Dates:** October 14 and 15, 2000

**Admission:** \$5/\$3 for Children under 12  
free to children under 5

**Set up date** Friday, October 13, 1-5 PM

**Take Down** Sunday, October 15, 5-7:30 PM

## **VOLUNTEERS ARE STILL NEEDED**

At the September meeting, you will have your second chance to sign up for a shift as a White Glove Host, Go-fer, Ticket Seller, Opportunity Quilt Ticket seller, etc. If you can't make the meeting, call Diane Eardley, and she will get you on her list. If you volunteer, you will be given a complimentary ticket to the show for the day you work. If you don't volunteer, you will have to pay \$5 at the door just like everyone else. These are the categories of volunteers:

**White Glove Host:** Wearing (yes!) white gloves, you will greet the public, answer questions about quilts and quilting, lift up the quilt so that the back may be seen, and keep people from touching the quilts. This is a job requiring you to be on your feet for 2 to 2-1/2 hours.



**Tickets:** You will be seated at the front door, taking money and stamping hands; making sure everyone has a program, a Viewer's Choice Ballot, and a survey and ask parents who bring baby strollers to park them in the designated area.

**Opportunity Quilt:** Sit at the information table, selling opportunity quilt tickets and answering questions about the Guild, Restroom locations, etc. If you are at the info table, you are encouraged to bring some hand work, so that folks can see a little of what goes into making a quilt.

**Gofer:** Assist in any area. You will be provided with a spiffy hand-dyed yellow apron (BBQ-style) so that are easy to spot. You can expect to be on your feet.

**Hang the show:** This job is on Friday, October 13, from about 1-5 PM. Under the direction of the Exhibit and the Design committees, you will hang the quilts.

**Take down the show:** This job is on Sunday, October 15, from about 5-7:30 PM. Quilts will be taken down, returned to their wrappings and made ready for pickup by guild members.

## **PHOTOGRAPHING ENTRIES FOR THE SHOW**

If you submitted a QUILT or DOLL for the show, we must have a PHOTO for the design committee! (Wearable Art will be placed in the show on the day the quilts are hung, so it isn't necessary to have a photo of those items.) If you did not provide a photo and you have not had one taken yet, be sure to bring your quilt or doll to the September meeting and we will get a picture then. If it is not finished--bring it anyway. The most important thing for the Design Committee is the COLOR.

**DROPPING OFF AND PICKING UP YOUR SHOW ENTRIES** All entries for the Quilt Show will be due on or before Monday, October 9. The Acquisition Committees will be sending out letters letting you know all the details for dropping off and picking up your entry(s).

**FLYER DISTRIBUTION** (Letting people know about the show) Publicity Chair **MONTE FARRIS** will have a sign-up sheet in September for distributing flyers to around 70 local businesses, organizations, hotels, and so forth. Let's all give Monte a hand in spreading the word about our show!

**CHALLENGE QUILTS** The only things not due on October 9 are the Challenge Quilts. This year's guild challenge, the postcard quilts, will be displayed, admired, etc. at the October meeting (October 12) then taken to Earl Warren to be hung for the show. Kristen Otte will be announcing all the details.

**WANTED: PERSON(S) TO COORDINATE DISPLAYS IN LOCAL BUSINESSES**

Monte Farris needs a person to help out with contacting local businesses to ask about setting up window or other kinds of displays advertising our show.

For this job, you will need to be able to make the calls or visits to arrange for the displays, then coordinate getting those displays done. Please call Monte at 805-682-1066 if you can lend a hand.

**VENDORS** We have a wonderful array of vendors for the show, offering something for everyone, and even have a waiting list! The vendors are Blue Island Quilts, Grant House,

Old Made Quilts, Creative Expressions of Palm Springs, Eastwind Art, A Quilters Dream, the Quilt Attic, JD Stencils, Simply Cotton and Silk (hand-dyed fabrics), The Creation Station, ABC Patterns, Quilters Garden, LS'C Enterprises, Quiltin' Cousins, Hand Prints, Stitch in Time, Sew Fun Cottage, Batesco, Sally's Quilt Quarters, Heartwarmers Mercantile, Quilt n Cross, Quilt Emporium, Blazing Star Quilt Co, Rho Designs (contemporary), and the Quilters Studio (contemporary). The vendor committee has done a terrific job so far, but their job is really just starting. If you would like to help out, please call Maureen Kampen at 805-962-0186.

**NEWS PRESS TO SPONSOR ADS!**

We have been selected for SB News Press sponsorship of our ad campaign for the show. In effect, for every ad we have already planned to purchase, they will match, thus **DOUBLING** our print advertising!

**No Vendor Dinner this Year:**

The committee voted on August 22 not to host a vendor dinner following the show set up on Friday night. In the two years since the last show, the minimum cost per person of having the meal catered at Earl Warren has gone up ridiculously, to the point that by the time tax and tip were added the meal would cost over \$20 per person. Moving a dinner off-site would present major logistical difficulties, and the committee decided--regretfully--to drop the issue entirely.

More show information on page 6



**YOU CAN SELL YOUR QUILT, DOLL, OR WEARABLE** If you did not indicate your desire to sell on your acquisition form and have decided that you wish to, let the acquisition committee know ASAP.

These sales are entirely separate from the boutique, however, as with the sales from the Boutique, the guild will receive a 10% commission.

**BOUTIQUE** Talk to Nola Ferguson by calling 805-684-5665 if you wish to participate. The turnout so far is terrific and we will have a brand-new configuration for the booth, making the display even better than the last show!

### **SECURITY: THE YELLOW APRON BRIGADE**

During each shift on Saturday and Sunday, 5-6 guild members will be designated as members of the "Yellow Apron Brigade." Gofers will automatically be part of this, as will I. I will be recruiting 2-3 additional members for each shift. If you wish to volunteer, call me at 805-968-7845. Here are the general responsibilities:

In the unlikely event of an emergency--earthquake or fire, for example--the Yellow Apron Brigade will be responsible for directing people to the exits and maintaining order. The quilts will be left behind. If there's some other kind of emergency, anything from a fall, to a cut, to a heart attack to a kid who misplaces his mom, I want people at the show, whether vendors, guild members, or the general public, to be able to instantly spot someone who can provide assistance.

We will have a first aid kit and a cell phone handy, just in case. I really think that we will have to deal with nothing more serious


than directions to the bathroom and backing up the White Glove Hosts in keeping people's hands off the quilts, but it pays to be prepared.

Oh, yes....yellow aprons. Carol Barringer is arranging for BBQ-type bib aprons to be hand-dyed yellow and stenciled with the guild logo on the front. Very spiffy. If you are wondering about the color choice, well....yellow is the color of the banners that will go up on Monday, October 9 to advertise the show.

### **NEXT QUILT SHOW MEETING**

The next quilt show meeting will be on Tuesday, September 19, 7:00 PM, Samarkand Craft Room.

Please Come!! All are Welcome.



There is an ATM machine on site at the Show Grounds for the convenience of shoppers and diners.


### **In November:**

#### **SATURDAY WORKSHOP**

Kelly Gallagher-Abbott will be our guild speaker and workshop teacher in November. On Saturday, November 11th, Kelly will lead a one day Crazy Quilting Workshop. She will briefly discuss the history of crazy quilting and demonstrate numerous techniques from piecing to finishing. An optional materials kit for this workshop may be purchased from Kelly. The supply list and kit price will be available at the September Guild meeting.

## September Workshops

Elly Sienkiewicz, our guest speaker for September, has been designing and making quilts, studying, writing and teaching quilt making for two dozen years. Her creativity has fueled 15 books on appliqué, both fine and folk. We are delighted that Elly's busy schedule this year includes a lecture and two workshops for Coastal Quilters Guild.




The following is a brief description of both workshops. On Thursday, September 14, Elly will teach BURST INTO BLOOM-TWELVE EASY WAYS! This happy folk art project class is full-budded with appealing appliqué methods. Make a spring fresh pillow front, 'Dutch Bulbs a-Bloomin'. The pattern is from Elly's award-winning appliqué book, Appliqué 12 Easy Ways! Color it your way: Amish, water colored, homespun, 1930's--- whatever. Elly shares twelve sure-fire skills including transparency appliqué, grain

curvaceous edges. Even design an optional paper cut frame to border this block with cutaway appliqué. The skill level for this upbeat class is confident beginner to advanced.

On Friday, September 15, SPLENDID THEOREM APPLIQUES! will be the workshop. Apply dramatic appliqué techniques to 'Wendy's Fruit Bowl' or another fruit block from Elly's book, The Best of Baltimore Beauties. These graphic album blocks teach light source, freezer paper on top or inside, print windows for realistic fabric use, and focus on antique theorem-style fabric shading using the new oil intensive Craypas Specialist pastels. Learn how to make fruit appliqués that look like old masters. The skill level of this workshop is confident beginner to advanced. (Elly suggested this workshop when she learned that our guild has a number of experienced appliqué members, but remember, this block would make a wonderful pillow or framed wall piece for those who are not working on a Baltimore Album quilt.)  
Susan West

## Spools for Schools – Opps!

I forgot to bring the container for spool donations at the last meeting... try again...Please bring your empty thread spools, tubes and cones to the September meeting. The container for collection will be at the membership table as you enter the room. The spools will be donated to local schools and children's groups for use in art and craft projects.  
Lynn Laughrin



## Satellite Groups


Are you overwhelmed by our large meetings? Would you like to get to know other quilters? Then, joining a satellite group may be for you. These are small groups that usually meet once a month - some day time and some evening. Contact Beth Jones at 805-969-4429 or see her at regular meetings for information.

## Library Corner - New Books

A worm is a strip of fabric that is two and a half inches wide. **OPEN A CAN OF WORMS** by Debby Caffrey details her method of cutting strips using a square ruler such as an Omnigrid 96 and a triangle ruler such as an Omnigrid 98. Once you read her instructions you can see why the quilts keep coming from this method. It's very precise, saves lots of time, and uses up all that stash fabric you have. You'll end up with boxes or shelves of worms ready to use in the eleven patterns she includes and those that start coming to you in the middle of the night. Easy and inspiring!

Do you happen to need a rhinoceros for your quilt? How about a water buffalo? **QUILTS ON SAFARI** by Jenny Williamson and Pat Parker present in photographs of ten quilts and the African countryside that inspired them, the vitality of African life. The colors and designs serve as a backdrop for the love these women display for the country in which they live. Rich yellows and browns and blacks evoke the strong flavors of Africa, but misty pastels in landscape designs clearly suggest vast distances. Traditional huts, ubiquitous animals, and people playing and working are images that make these quilts especially evocative of life on the "dark continent" no longer dark.


Peaky and Spike have finally joined our guild. **TRAVELS WITH PEAKY AND SPIKE**, Doreen Speckman's happy cruising around the world with quilters is full of zip. Peaky is a sturdy male triangle; Spike is a winsome, elongated triangle. Together in each quilt they create marine life, flowers, and stars, but mainly fish. Wonderful whales, dolphin, and fish in beautiful carefree



designs. Doreen has passed on but her followers love the spirit she embodied of having fun on cruises. She has included practical advice for onboard life. If you are a cruiser, you will enjoy this book.

Carol Doak started with the simple LeMoyne Star block and breaking it up into smaller patches created **50 FABULOUS PAPER-PIECED STARS**. I think her inspiration came later to name each star after a state, but her clear paper-piecing instructions are impetus enough to check out this book. She includes a CD in the back that can be downloaded from the Internet to demonstrate her technique. The beautiful elaborate stars belie the simplicity that paper piecing provides. Thank you, Carol Doak.

As a contrast, take a look at Jinny Beyer's **SOFT EDGE PIECING**. "Soft edge" is really "curved" in opposition to geometric straight lines. Jinny takes the printed fabrics (mostly paisley striped) that she has used in borders and medallions and appliqués their cut-up shapes to traditional patchwork designs adding elegance and intricacy to the blocks. Her description of her decisions in creating the illustrated designs is enormously instructive and freeing to those wishing to break out of traditional design methods.

Well, that should keep you busy.   
Happy quilting. Joyce Ball





## August Door Prizes

Gladys Brown won the Blue Island Quilts fabric packet.

Desiree Cook was delighted to win a beautiful book " Scarves to Make" Donated from Taunton Press.

Dorothy Oksner gladly took home a nice handful of quilting notions and a book, from Betty's Fabrics.

Vesta Popke will have some fun with P&B fabric quarters and a great pot holder book.

Beth Jones won the beautiful Princess Mirah fabrics and a Holiday Pattern book.

Ursala Dial won fat quarters from The Quilters Cupboard in Atascadero. Lucky Ursala also won a delightful felt folk art kit and a set of Sulky Stabilizers.

Lorriane Miner took home a sample packet of P&B fabrics and a quilted jacket pattern.

Thank you to all the vendors who generously donate to the guild door prizes. We all appreciate it! Marie and Liz

Back to School Time and time for Christmas projects to get in swing!



## September Birthdays

Joyce Antrim	1
Charlene Garfinkle	1
Claire Fouquet	3
Lola Just	3
Jan Beckert	4
Jane Malmgren	4
Joanne Coulter	4
Doris Gilman	5
Eileen Tufenkian	7
Dorothy Oksner	8
Lillian Hersh	11
Lisa A. Knowles	12
Zetta Hanna	13
Verna Smith	13
Betty Pomatto	20
Carrie Haagen	25
Diane Marazita	26
Peter Glatz	27
Cynthia Manzer	27
Linda Hanna	27
Mary Weaver	27
Marcie Langford	30
Nancy Snyder	30



*You can spoil the prettiest quilt pieces that ever was made by just putting them together with the wrong color, just as the best sort of life is miserable if you don't look at things right and think about them right.*

1890

Eliza Calvert Hall,  
Aunt Jane of Kentucky

## And Speaking of Dolls...

Finally a Barbie to relate to! At long last, here are some NEW Barbie dolls to coincide with her and OUR aging gracefully.

These are a bit more realistic...

1. Bifocals Barbie. Comes with her own set of blended-lens fashion frames in six wild colors (half-frames too!), neck chain and large-print editions of Vogue and Martha Stewart Living.
2. Hot Flash Barbie. Press Barbie's Bellybutton and watch her face turn beet red while tiny drops of perspiration appear on her forehead. Comes with hand-held fan and tiny tissues.
3. Facial Hair Barbie. As Barbie's Hormone levels shift, see her whiskers grow. Available with teensy tweezers and magnifying mirror.
4. Flabby Arms Barbie. Hide Barbie' droopy triceps with these new, roomier-sleeved gowns. Good news on the tummy front, too-muumuus with tummy-support panels are included.
5. Bunion Barbie. Years of disco dancing in stiletto heels have definitely taken their toll on Barbie's dainty arched feet. Soothe her sores with the pumice stone and plasters, then slip on soft terry mules.
6. No-More-Wrinkles Barbie. Erase those pesky crow's-feet and lip lines with a tube of Skin Sparkle-Spackle, from Barbie's own line of exclusive age-blasting cosmetics.
7. Soccer Mom Barbie. All that experience as a cheer-leader is really paying off as Barbie dusts off her old high school megaphone to root for Babs and Ken, Jr. Comes with minivan in robin-egg blue or white, and cooler filled with doughnut holes and fruit punch.
8. Mid-life Crisis Barbie. It's time to ditch Ken. Barbie needs a change, and Alonzo (her personal trainer) is just what the doctor ordered, along with Prozac. They're hopping in her new red Miata and heading for the

## New **Coast**Line Deadline:

THANK YOU, everyone who sent in their newsletter inserts for the September Coastal Quilter's Newsletter. We are still finding that folks are really busy and articles have been slow in coming. SO.....we have decided to push back the deadline date to an earlier date.

The new deadline date is the  
FRIDAY BEFORE THE LAST  
MONDAY OF THE MONTH.

Please e-mail your submissions for the Sept. Coastal Quilter's Newsletter to  
radish@gte.net

Please preface your subject line:

OCT News: \_\_ (subject) \_\_

Thank you for your help.


*Lynn and Marlene, 'fast dancers'  
on your newsletter.*

Napa Valley to open a B&B. Includes a real tape of "Breaking Up Is Hard to Do."

9. Divorced Barbie. Sells 10. for \$199.99. Comes with Ken's house, Ken's car, and Ken's boat.

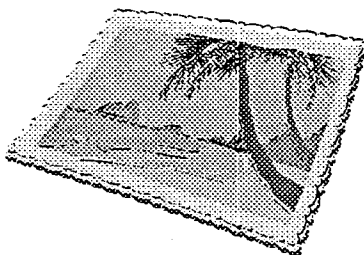
10. Recovery Barbie. Too many parties have finally caught up with the ultimate party girl. Now she does Twelve Steps instead of dance steps. Clean and sober, she's going to meetings religiously. Comes with a little copy of The Big Book and a six-pack of Diet Coke.

11. Post-Menopausal Barbie. This Barbie wets her pants when she sneezes, forgets where she puts things, and cries a lot. She is sick and tired of Ken sitting on the couch watching the tube, clicking through the channels. Comes with Depends and Kleenex. As a bonus this year, the book "Getting In Touch with Your Inner Self" is included.



# Challenge 2000!

Summer's over, we're back from vacation, the kids are back in school, now there's finally time to make that postcard for the October Challenge!




Remember, think small, miniature, or postcard size with the theme "Wish you were here!" There'll be an entry form in the October newsletter, & I'll be accepting entries at Blue Island Quilts through Thursday, Oct. 12, & at the door of our CQG meeting that night. If you're bringing your entry to the meeting, please be early, so we have time to hang it.

Several members sent work to the New Zealand Coastal Quilters Guild exchange. Thanks to those who contributed - Marlene Pearson, Ruth Walters, Judy Stanton, Jan Inouye, June Brandon, Lorna Morck, Maggie Godwin Steward, Colby Kline & Judy Gorrindo.

## Two Tips:


Use a cloth eyeglass case to store your Rotary Cutter.

Work heights for tables: a work surface where you stand is 3 inches below the height of your bent elbow or the height of a dining table plus ten inches, which ever works best for you.



**F A L L**

*Fall term begins Monday, September 11, 2000.*



### *Beginning Quiltmaking*

A course for those who have never quilted and for those who want to sharpen their basic skills. Learn the fundamentals of quiltmaking while constructing a small sampler quilt. Covers traditional and contemporary techniques of piecing, appliqué and quilting.


■ **Marty Frolli**

**Sept. 12, 11 Tuesdays**

**9:00 am - noon**

**Room T-2, Wake Center**

**Opt. fee: \$10 lab**



### *Intermediate Quiltmaking*

A continuing course for those who have taken Beginning Quiltmaking or the equivalent. Focus will be placed on drafting and piecing of intricate traditional blocks while constructing a stunning sampler quilt. Enhance the design and beauty of your quilt by incorporating an elegant border print. Templates and instructions will be given for several classic patterns, along with various setting alternatives.


■ **Marty Frolli**

**Sept. 13, 11 Wednesdays**

**9:00 am - noon**

**Room 2, Wake Center**

**Opt. fee: \$10 lab**



### *String Quilts*

String quilts consist of narrow strips of fabric sew to a foundation. Historically, scraps from home sewn dresses were pieced to foundations of newspaper or catalog pages. Today, we can mimic the beauty of these quilts with modern cotton fabrics and contemporary quiltmaking techniques. Join us, as we string together squares, diamonds and triangles to create delightful scrap quilts.

■ **Marty Frolli**

**Sept. 14, 10 Thursdays**

**9:00 am - noon**

**Room T-2, Wake Center**

**Opt. fee: \$10 lab.**

## Fall Quilt Classes Adult Education

Quilt Classes

### Appliqué Baskets

Several different appliqué basket patterns will be provided each week, including ones from the 1930's Nancy Page garden basket series. You can make a typical 30's basket quilt or choose from an assortment of appliqué patterns varying in style from Baltimore album patterns to modern folk art designs, and ranging from very simple to more elaborate. Beginners are welcome.

#### Melody Bollay

Afternoons: Sept. (13 (11 Wed.), 1-4 p.m. Room 2, Wake Center

Evenings: Sept. 13 (11 Wed.), 6:30-9:30 p.m.

Room 2, Wake Center

Contemporary Quilting - newly announced

**Borders, Borders, and more Borders:**

Is your quilt top finished after you've sewn the blocks together? Or is you only concern about borders, "How wide shall I cut them?" An "okay" quilt top can become "super" with the addition of borders. Come and explore a variety of bordering options with us. Students will have the opportunity to experiment with many border options as they create a "border sampler". (this class was mistakenly left out of the Adult Ed schedule of classes)

#### Maggie Godwin Steward

Sept. 11 (10 Mon.) 1:00- 4:00 p.m.

Lutheran Church, Carpinteria, 1335 Vallecito Place

**Beginning Techniques in Quiltmaking**

Here's your chance to start quilting! Learn traditional and contemporary methods while constructing a sampler project. This

demonstration of techniques and step-by-step instructions for piecing a variety of block patterns and putting together a small quilt.

#### Kristin Otte

Sept. 11 (10 Mon.) 6:30-9:30 p.m.

Room T4, Wake Center.

**Story Quilts: Images and Words on Cloth Transfer** family photos, draw directly on fabric, Xerox transfers and cyanotype printing are some of the techniques that can be used in projects that personalize your quilt. Various methods, materials and approaches will be demonstrated to complete small projects that can be also be the basis for larger quilted projects.

#### Kristin Otte

Sept. 12 (10 Tues.), 6:30-9:30 p.m.

Room 2, Wake Center

**Sewing Classes**

**Monday Morning Sewing Club**

All ages and all abilities welcome.

Experienced sewers can use the big cutting tables and the computerized sewing machine to complete their projects. Beginners can learn to sew household accessories or clothing for themselves and their families. Quilters can dedicate this time to finishing that quilt on time. Come ready to have fun and learn new techniques.

#### Ranell Hansen

Sept. 11 (11 Mondays) 9 a.m. - noon

New Room #6, Schott Center

**More "Vest"ed Interest**

Experiment with several decorative ideas to create a vest. We will explore simple and not-so-simple piecing, choosing colors, faux chenille, interesting buttons and closures, and hand -dyeing fabrics. Each student will have a vest pattern custom-fit.

#### Ranell Hansen

Sept. 11 (11 Mon.) 12:30-3:30 p.m.

New Room #6, Schott Center

**Individualized Sewing**

Don't put off any longer --join a sewing class! This class is designed for all levels of sewing abilities, including beginners. Work on the project of your choice--garment construction, home decorating, alterations, repairs, crafts. Improve sewing skills using our new equipment.

**Judi Brooks**

Evenings: Sept. 11 (11 Mondays)

6-9 p.m. Room 2, Wake Center

Mornings: Sept. 13 (11 Wed.)

9 a.m.-Noon New room #6

Schott Center

Afternoons: Sept. 13 (11 Wed.)

12:30-3:30 p.m. New Room #6,

Schott Center

**Mixed Bag: Sewing**

**Machine Embroidery**

Free-motion sewing machine embroidery instruction in basic stitching and monogramming. Continuing students will learn ribbon embroidery, bobbin work, unique landscapes, a special silk flower garment, a shading project and more. Every week a new project with pattern instruction to embellish garments, linens and gifts.

**Sharon Hurley Montross**

Sept. 11 (11 Mondays) 1-4 p.m.

Room 2, Wake Center

**Sewing Workshop**

Learn new ways to solve old problems with techniques used by professionals and manufacturers. We will emphasize fitting and sewing projects. Bring notebook and sewing materials to first class.

**Frankie Fredenburg**

Sept. 13 (11 Wed.) 6-9 p.m.

Cafeteria, Aliso School

**Sewing for Everyone (Bilingual)**

Learn everything from making alterations to creating a wedding dress from your instructor who is a professional seamstress. Bring your sewing projects.

**Leticia Fuentes**

Sept. 13 (11 Wed.) 6:30-9:30 p.m.

New Room #6, Schott Center

**Pants & Skirts:**

Short cuts for a perfect fit

Easy-to-follow methods for pants& skirts that fit. Learn pattern alteration before you cut. Pockets, pleats with stay, easy fly front or couture-seam zipper. Seam finishes, hem techniques, linings and all important comfortable waistband.

**Frankie Fredenburg**

Sept. 14 (10 Thurs.), 9:00 a.m. - Noon

New Room #6, Schott Center



**Tips for Quilters**

To sell your quilts and tops, mark each with a minimum price you will accept. Ask for sealed bids and the highest bidding price above yours is the buyer.

Sewing thread is twisted to be used in sewing as it comes directly from the spool. Thread the needle with that end and tie the knot at the end you cut from the spool. Thus, the left twist will not unravel, relax as much, or become weak or frayed than if you do it the other way. Thread twisted to the right is also available, reverse the order of threading and knots. Hand sew with 10"-14" of thread.

Keep an on-going idea book...include pictures, sketches, notes, pressed flowers, greeting cards, paint swatches, fashion photos from magazines, anything that inspires you for design, motif, color schemes, repetitions, etc. The sketch book will grow in time and you will find, looking back, all your favorite things inside to inspire again and again. It's also fun to see how your vision has evolved and what you still like years later.



## SIGNS THAT YOU ARE IN THE 21st CENTURY

You have a list of 15 phone numbers to reach your family of three.

You chat several times a day with a stranger from South Africa, but you haven't spoken with your next-door neighbor yet this year.

You didn't give your valentine a card this year, but you posted one for your e-mail buddies via a web page.

You call your son's beeper to let him know it's time to eat. He emails you back from his bedroom, "What's for dinner?"

Your grandmother clogs up your e-mail inbox asking you to send her a JPEG file of your newborn so she can create a screen saver.

You pull up in your own driveway and use your cell phone to see if anyone is home.

Cleaning up the dining room means getting the fast food bags out of the back seat of your car.

## Board and Officers 2000

President: Ranell Hansen  
Vice Pres. Workshops: Betty Kelley, Joann Conklin  
Vice Pres. Programs: Susan West  
Vice Pres. Future Programs: Norah McMeeking  
Recording Secretary: Michelle Peerson  
Corresponding Secretary: Jane Harrah  
Treasurer: Judy Stanton  
Parliamentarian: Isabel Downs  
Block of the Month: Evening Star Satellite Group  
Challenge Quilts: Kristin Otte  
Community Quilts: Suzy Carter  
Coast Lines Newsletter Editor: Lynn Laughrin  
Newsletter Layout: Marlene Pearson  
Newsletter Distribution: Gladys Brown  
Door Prizes: Elizabeth Harper, Marie Voyles  
Historian: Lorraine Miner  
Librarian: Joyce Ball, Gail Tinsley  
Membership: Diane Eardley  
Nominations: Nola Ferguson  
Satellite Groups: Beth Jones  
Southern California Council of Quilt Guilds:  
Lora Martin, Oleta Bennett  
Telephone: Harlene Bailey  
2000 Opportunity Quilt: Karen Pickford  
2000 Opportunity Quilt Tickets: Carol Meyer  
Hospitality: Ingrid Engmyr, Martha Adams,  
Ruth Walters  
Special Events: Judy Miller, Judy Stanton,  
Anne Braddock

Support charities by making a quilt  
or tied comforter for the homeless and  
people living in poverty. According  
to recent national statistics:

If all the children in the USA  
living below the poverty line were in one city,  
it would be the nation's 4th largest city! And  
these are the "good economic times"?

We have a lot to do to help our populace and support children.



August Block of the Month Winner:  
Martha Adams  
(How Does She Do It?)




# Block of the Month September 2000

## Empire Star

Colors: White Background   
Jewel Tone Star 

Size: 12" Finished

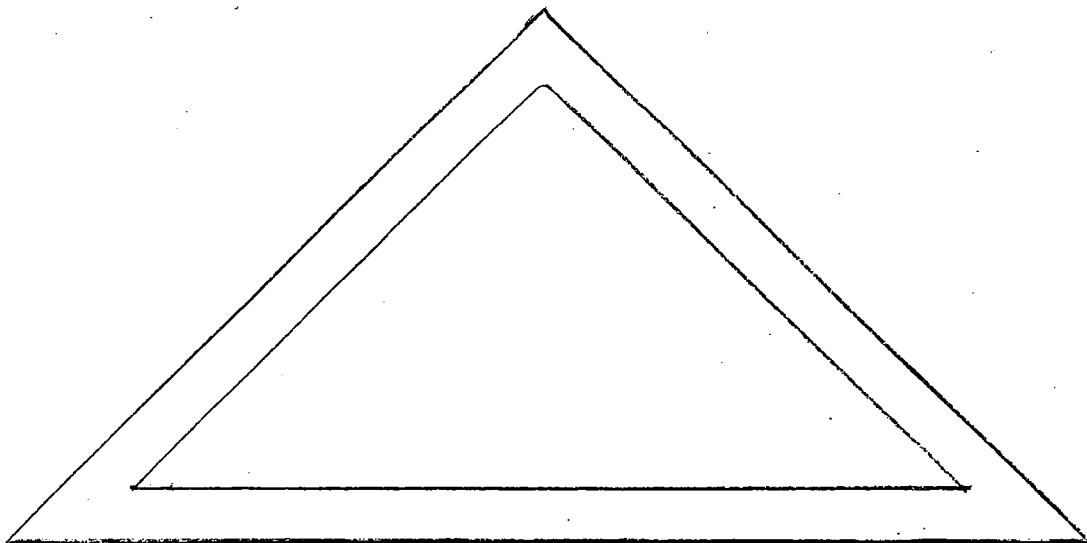


This star block can be made several ways.

You can make it using 16 half square triangles  
**OR** 4 half square triangles and 6 flying geese.

The half square triangles should finish at 3".  
the flying geese should finish at 3" x 6".

Pattern pieces are not included because I think we can all draw our own squares and rectangles. I have drawn a triangle for those of you who may want to make your half square triangles by actually sewing two triangles together. If you need information on sewing half square triangles or flying geese, please call Lois Hodges. Her number is in the directory. Or you can e-mail her at [dragnfly50@hotmail.com](mailto:dragnfly50@hotmail.com). This is a fairly easy block so that you can get one made even while finishing your quilt for our October show.



**Guild Web Page Address:**  
<http://www.coastalquilters.org>



## *Coast Line* Newsletter

This is a monthly publication.  
The new deadline date is the **FRIDAY BEFORE THE LAST MONDAY OF THE MONTH**. Send articles to: editor Lynn Laughrin 1224 E. Mason, #B Santa Barbara, CA 93103  
[radish@gte.net](mailto:radish@gte.net)

### REMINDING our Members...

#### Entry Form deadlines:

Sept. 11 Boutique items-entry forms due to Nola Ferguson  
Workshops:

Sept. 14 Elly Sienkiewicz - Burst Into Bloom-Twelve Easy Ways

Sept. 15 Elly Sienkiewicz - Splendid Theorem Appliqués”

#### Coming in the Fall...

Oct. 9th Guild Challenge Drop at Blue Island

Oct. 12 Guild "Wish You Were Here" Postcard/small quilt Challenge

Nov. 11 Kelly Gallagher-Abbott - Crazy Quilting—Saturday

### New Members and

#### Membership renewals:

Mail your membership form, check or Money Order for \$25 payable to: Coastal Quilters Guild, Inc.

P.O. Box 6341, Santa Barbara, CA 93106

Attn: Membership

Guests: \$5.00

## Membership

Guild meetings are held on the **second Thursday** of each month at 7:00 P.M. at St-Andrew's Presbyterian Church, 4575 Auhay, Goleta, Ca.

Please car pool, parking is limited. Coastal Quilter's Guild of Santa Barbara and Goleta is a non profit, educational and charitable organization.


It is the purpose of the Guild to educate its members about the history and preservation of the art form of quilt making and its related topics. Also to learn new techniques, improve skills and to inform the community at large about our quilt making heritage.

## Coastal Quilters Guild

*P.O. Box 6341*

*Santa Barbara, California*

*93160*



NON PROFIT ORG.  
U.S. POSTAGE  
**PAID**  
Santa Barbara, CA  
Permit No. 688