

# Coast Lines



Volume 12

Newsletter for Coastal Quilters Guild of Santa Barbara and Goleta, Inc.

December 2000

## December Meeting:

To the guild meeting in  
December  
A secret guest is bound.  
A speaker to remember.  
And (of course) refreshments  
all around!

Ranell's Year-End,  
Show & Tell Challenge  
December Meeting: Bring quilts,  
or other items, you have made  
with this year's Star Blocks to our  
for Show and Tell!

## Drawing for Beautiful Opportunity Quilt -- December Meeting.

Proceeds will benefit scholarships  
for Santa Barbara City College  
students advancing their studies in  
the fiber arts. Last chance to get  
tickets. Call Marilyn at 967-6821  
to get them before the December  
meeting. All tickets and proceeds  
need to be turned into Marilyn at  
the December meeting.



## Holiday Fabric Exchange:

**Theme?** Blue Christmas/Holiday  
fabric. May be any shade of blue,  
and the amount of blue in the print  
can be determined by whether or  
not you would call it blue fabric.  
**Size?** 6" squares accurately cut.  
**How Many?** Bring as many as  
you wish to receive back. One  
yard, or two half yards cut into  
6 inch squares is usually enough.  
**Then What?** Each person puts  
one square of their chosen fabric  
on their shoulder, and walks  
around exchanging with everyone  
else until you either have one of  
each fabric, or run out of squares  
to trade. It's Fun!

## Membership Renewal

Form on page 11.  
New & renewal  
memberships  
welcome!



## Inside this issue:

President's Message	2
Slate for Chair 2001	3
Library News	4
Viewers Choice Community Project	5
Calendar of Events Our Guild This Month	6
Adult Education	7
January Workshop February Workshop	8
Tips	9
Camarillo Bus Info	10
Membership Renewal Form	11
Party Chex Recipe	12
December Reminders December Birthdays	13
November Door Prizes	14
Block of the Month	15
Membership Info. Address	16



## President's Message

Hello Quilters,

The end of the year is fast approaching, as well as the end of my tenure as President. I would like to take this opportunity to do a two-years-in-review retrospective. Remember when we were back at Samarkand, and the speaker, Jean Wells, got the flu and had to cancel? That was my first meeting. I was extremely nervous and somehow sweated my way through the meeting. I remember very little, except that I was so thankful to have Ellen Richardson as VP Programs, because she very quietly saved the day!

The next meeting that stands out in my mind is the one I missed because I was in the hospital having my hip replacement. I received so many well-wishes, and so much help, especially from Susan West.

My husband is still talking about those lovely Japanese fabrics Koji Wada shared at that meeting.

A highlight for me in 1999 was hosting Ricky Timms when he came to speak at our guild. Leroy and I introduced him to Tri Tip Sandwiches and had a delightful time with him. Wasn't he a great speaker/performer? He sure inspired me to do some things I wouldn't have done before.

The following months saw big changes as we moved our guild meeting location to St. Andrew's Presbyterian Church, and changed the meeting day from Wednesday to Thursday.

Our Challenge for 1999, A Stitch in Time, was inspirational and well received, thanks to the hard work of Carol Meyer as Challenge chair. The show featuring our challenge quilts at Antioch University later that year was also a huge success.

Then came December, with our piles and piles of community quilts being donated to Transition House, and a surprise appearance by our new friend, Ricky Timms. That was a great treat.

And Guess What? Another year rolled around, and we were still here to finish those unfinished projects. I took a bunch of workshops, and added to my pile of unfinished projects with inspiration from Rachel Clark, Roberta Horton, and Elinor Peace Bailey.

As a Guild, we planned and produced a fabulous quilt show, did some spectacular postcard and miniature quilts for our 2000 Challenge, made 68 community quilts for Samarkand's Smith Health Center, and continue work on quilts for the Cottage Hospital Neo-Natal Intensive Care Unit.

I have been fortunate, during my two years as president, to work with and get to know some wonderful people. I am very proud of our Guild and will continue to brag about how great we all are.

I would like to thank everyone who made my job so easy by being efficient, and following through with their commitments. And I would like to encourage everyone to get involved. It takes time, but it's worth it. Thanks for a GREAT two years.

Your lame-duck president, *Ranell*



## 2000 - Outgoing Guild Officers

**A**s this year ends, our appreciation goes out to this year's Board and Officers. The Guild ran smoothly and we had very spectacular year! Member volunteers also played a big role in the success and with them we were able to accomplish the guild show, community projects, contributions to the book sale, community events, and the holiday boutique, to mention only a few, and let's not forget refreshments. Every month the volunteers contribute behind the scenes to make our guild vital and productive. To all members who contributed this year, our Many Thanks and Best Wishes for the coming year.

## Slate of Officers and Committee Chairs - 2001

**President** - Diane Eardley  
**Programs** - Norah McMeeking  
**Workshops** - Kristin Otte  
**Future Programs** - Robin Ruge  
**Recording Secretary** - Linda Hanna  
**Corresponding Secretary** - Evelyn Gorrindo  
**Treasurer** - Michelle Peerson  
**Parliamentarian** - Ranell Hansen  
**Block of the Month** - Betty Kelly  
**Challenge Quilts** - Karen Pickford  
**Community Projects** - Liz Turner  
(Satellite Group)  
**Coast Lines Editor** - Lynn Laughrin  
**Coast Lines Layout** - Marlene Pearson  
**Door Prizes** - Susan McIntosh  
**Historian** - Betty Libert  
**Librarians** - Joyce Ball, Marilyn Martin  
**Membership** - Jan Beckert  
**Newsletter Distribution** - Gladys Brown  
**Refreshments** - Jean Macmillan  
**Satellite Groups** - Janet Berlin  
**So. CA. Council Quilt Guilds Rep.** - Sue Scholl  
**Special Events** - Anne Braddock  
**Telephone Committee** - Wanda Livernois  
**2001 Opportunity Quilt** - June Gerrard  
**Opportunity Tickets** - Gail Tinsley  
**Public Relations** - Desiree Cook  
**Scholarships** - Nola Ferguson  
**Welcome Committee** - Joanne Coulter,  
Desiree Cook

## 2001 - Board members and Officers

**I**t looks like another productive year to come. Thank you from all of the members for setting aside time in the coming year. Your commitment is heartfelt and your contributions will enrich all the members and our community.



# Library News


Here are a couple of books for you traditionalists. Well, **THREADS FROM THE 30's** was just published but it emphasizes the use of reproduction fabrics and its designs are straight from that decade when ladies regularly read and saved the weekly quilting columns in their newspapers. You will recognize in the thirteen patterns for quilts the angular nosegays, tipped umbrellas, playful cats and Sunbonnet Sues they used to keep up their spirits during the Depression. Using the cheerful fabrics of the day helped, and we honor their pluck by repeating their efforts. Nancy Martin compiled this collection of projects by some of America's most popular quiltmakers today.

## QUILTING FROM THE HEARTLAND

could have come from those newspaper columns. Nothing fancy here. Even the peachy color of the full-size patterns included reminds one of cheap newsprint, and the complete lack of any effusive description of the quilts makes one believe this is a no-nonsense endeavor. If you want an authentic experience as well as a real Grandmother's Flower Garden, or Double Wedding Ring, or Dutch Rose with plenty of room for hand quilting in between, try this book. Sharlene Jorgenson, who wrote it and hosts the Quilting from the Heartland TV series is from Minnesota, but she could have come from Kansas, Missouri, Arkansas, Oklahoma, the states that were the true heartland of newspaper quilting articles. She slips in plenty of efficient tips so don't be hesitant.

You have been asking for **THE TWENTIETH CENTURY'S BEST AMERICAN QUILTS**

put together by Mary Leman Austin of Quilters' Newsletter. Here it is after four major nonprofit national quilt groups composed a panel of America's foremost quilt experts in 1999. Of the first 1720 quilts nominated, seven were chosen by more than half of the panel members. Some will be familiar to you as they are so well-known. All are in clear color and all have several paragraphs that describe not only the quilt and maker but a bit of American history, too. The pattern for one, Rail through the Rockies which is a paper-pieced red and white quilt, is included in the back of the book.



Back to the future: we never did own Paula Nadelstern's **KALEIDOSCOPIES AND QUILTS** but now we have a donated autographed copy. Now we can glory in her wonderful dizzying paisleys juxtaposed with equally richly-designed fabrics. She includes all the instruction we need to follow in her footsteps. There is even that picture of her working in her Bronx kitchen that she used in the slide show we saw. What an inspiration!

To bring us back to earth **FIRM FOUNDATIONS** by Jane Hall and Dixie Haywood gives us the why and how of fine precision foundation piecing. Seventy blocks and their patterns are

presented with a beautiful gallery of quilts. According to the authors, quiltmakers are using foundations to build on and move away from traditional patterns. And they contend the techniques are varied and still growing. They believe foundation piecing is at the point where quick-piecing and no-template cutting were ten years ago. There is much to learn here from their discussion of new discoveries they are making themselves.

Enjoy! *Joyce Ball*



## *Viewers Choice . . . . .*

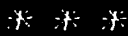
As promised, the following people received votes in the viewers choice awards ballots. Congratulations to all who entered a quilt. Every wearable and every doll received votes. We're all winners!

Leroy Adams  
 Harlene Bailey  
 Joyce Ball  
 Carol Barringer  
 Jan Beckert  
 Oleta Bennett  
 Harriet Berk  
 Janet Berlin  
 Anne Braddock  
 Suzy Carter  
 Linda Cassirer  
 Mary Chubb  
 Kathie Cisek  
 Joann Conklin  
 Desiree Cook  
 Karin Cooper  
 Betsy Dennison  
 Ann Deran  
 Ursula Dial

Isabel Downs  
 Lupe Dwyer  
 Diane Eardley  
 Ingrid Engmyr  
 Linda Estrada  
 Monte Ferris  
 Carol Fay  
 Marty Frolli  
 June Gerrard  
 Esther Glover  
 Evelyn Gorrindo  
 Judy Gorrindo  
 Barbara Gregoire  
 Linda Hanna  
 Ranell Hansen  
 Letetia Harper  
 Jane Harrah  
 Lois Hodges  
 Jan Inouye

Lola Just  
 Maureen Kampen  
 Betty Kelley  
 Nancy King  
 Colby Cline  
 Denise Lessels  
 Betty Libbert  
 Amber Lishman  
 Lynette Lishman  
 Wanda Livernois  
 Jean Mac Millan  
 Jane Malmgren  
 Marilyn Martin  
 Pat Masterson  
 Mary Mc Robbie  
 Judy Miller  
 Marcia Moore  
 Lorna Morck  
 Darlene Mowry

Alice Neilson  
 Kristen Otte  
 Tabby Pagliotti  
 Michele Peerson  
 Robin Ruge  
 Judy Rys  
 Lena Sharfeld  
 Margaret Saidal  
 Judy Stanton  
 Sandy Tumbleson  
 Liz Turner  
 Kit Tuthill  
 Ruth Walters  
 Olivia Warner  
 Beverly Waters  
 Susan West  
 Nora McMeeking's  
 Patchwork Landscape  
 Class



*All children are  
 gifted,  
 some just open  
 their presents  
 later than  
 others.*

## **Community Q's Project Will Present Quilts**

Please bring the community baby quilts you have made to the December meeting. This year's project of baby quilts for infants at risk will be presented to the Cottage Hospital Neo-natal care unit in December. While at the hospital, parents are able to identify their child's incubator by the quilt draped over the top and take their child home in the quilt. Suzy Carter has been the champion of this project, sponsoring workshops, a luncheon and producing kits for completion by members. Our thanks to Suzy and the members who are making and have made baby quilts in support of this worthy project.

## Calendar of Events Dec 2000 - Feb 2001

**Dec. 9** Pine Needles Quilt Guild Holiday Home Tour & Boutique, 12-4 pm, boutique opens, \$7.00 advance tickets. SASE Pine Needles Quilt Guild P.O. Box 2800, Wrightwood, CA 92397

### COMING IN 2001.....

**Jan. 11-14**, Road to California Quilter is Showcase, Ontario Convention Center, Ontario, CA. Admission: \$10, with re-admission privileges. Sunday only \$5.00. Children under 12 free. See Bus Trip infor.

**Jan. 20** SCCQG Mtg. hosted by Orange County Quilters Guild, Topic: How to start a Quilt -related Business, Panel discussion.

**Jan. 25-27** Ojai Valley Quilt Show. 10-4 daily. Advance \$6, at the door \$10 for 3-day show & trolley pass. Husbands FREE. Ojai Valley Museum Vintage Quilt Display, restaurant discounts. Advance tickets: send \$6 per ticket, self-stamped envelope to OVCC. P.O. Box 1134, Ojai, CA 93024 or call (805) 646-8126.

**Feb. 24-25** South Bay Quilters Guild Show, Torrance Cultural Arts Center.



## Our Guild This Month:

**Dec. 7** Thursday - Board Meeting - Old to New Officers for pot luck—call Joanne Conklin 967-0095.


**Dec. 14** Thursday - Guild Mtg: 7:00 pm, St. Andrew's Church  
Year-End events: Bring quilts & items made with this year's BOM stars; Installation of new Board and officers, & *surprise program*.

**Dec. 24** Friday -Coast Lines deadline for Dec. newsletter.

### Coming Attractions:

Jan. 13 Saturday - Special Workshop with Ruth McDowell. Goleta Community Center, pre-register, call Joann Conklin

*Blessed are the quilters  
for they shall be  
called piecemakers.  
Blessed are the children  
of piecemakers  
for they shall inherit the quilts!*



# Adult Education Classes *Winter 2001*

Adult Education class schedules will be available on December 29th.

## Beginning Quiltmaking

A course for those who have never quilted and for those who want to sharpen their basic skills. Learn the fundamentals of quiltmaking while constructing a small sampler quilt. Covers traditional and contemporary techniques of piecing, appliqué and quilting.

**Marty Frolli**

Jan. 9 Tuesdays 9:00 am - noon.  
Room T-2, Wake Center. Opt. fee: \$10 lab.

## Intermediate Quiltmaking

A continuing course for those who have taken Beginning Quiltmaking or the equivalent. Focus will be placed on drafting and piecing of intricate traditional blocks while constructing a stunning sampler quilt. Enhance the design and beauty of your quilt by incorporating an elegant border print. Templates and instructions will be given for several classic patterns, along with various setting alternatives.

**Marty Frolli**

Jan. 10 Wednesdays 9:00 am -noon.  
Room 2, Wake Center. Opt. fee: \$10 lab.

## Baby Quilts

Welcome the new little bundle of joy with a cozy and cuddly crib quilt. You'll enjoy stitching up these quick and easy baby quilts, while learning some basic quiltmaking techniques for cutting and piecing. Patterns and concise instructions will be provided for a number of little quilts that are sure to delight the baby for years to come.

**Marty Frolli**

Jan. 11 Thursdays 9:00 am - noon NEW Room  
T-2, Wake Center. Opt. fee: \$10 lab.

## Wearable Artists bulk up for Winter



If the a possibility exists that you could become snowbound, take this simple survival precaution...

1. Remove and discard all insulation from ski jacket.
2. Replace with 7 to 32 lbs. shaved chocolate.
3. Resew seams.

Warning: never warm up in front of a fire without first removing jacket.

To obliterate stains from a white or brown dress:

1. melt equivalent weight of white or brown chocolate
2. Immerse dress in chocolate.


If dress is of a nonporous material... these spots can be easily licked.

"Chocolate, the Consuming  
Passion" by Sandra Boynton



## Saturday Workshop With Ruth McDowell Offered January 13th

Due to a rare gap in her travel schedule, Ruth McDowell will be able to stay in Santa Barbara an extra day to teach a one day Planning for Piecing workshop on Saturday, January 13, 2001. Call Joann Conklin 967-0095 to sign up. From one of the expert machine piecers of the world, author of the Piecing book, C&T Publishing, 1998, learn some tricks to enhance your own pieced designs. We will look at the piecing of traditional blocks, and designing original blocks. Examples of blocks adapted from freehand sketches will be discussed, and some solutions to technically complicated constructions explored. After the introductory session, the students will have an opportunity to practice some of the construction techniques introduced, and to plan and begin to construct a quilt or wall hanging of an original design of their own, either as a repeated block pattern or uniquely pieced quilt. Supply lists will be available at the next guild meeting.



## Sign up for February Workshops



Gwen Marston, innovative quilter and author of numerous books including *Liberated Quiltmaking*, will be our February speaker and workshop instructor. Her one day workshops on Friday and Saturday, February 9 and 10, will be fun and productive.

### Friday, Feb. 9

#### **Liberated Block Construction.**

This class is based on Gwen's method of making folk style scrap quilts. Quilters learn new techniques of free piecing original blocks based on traditional ideas. Techniques shown are from Gwen's 1996 book, *Liberated Quiltmaking*, AQS. Students should be able to complete one small quilt top.

### Saturday, Feb. 10

#### **The Surprise Quilt.**

From this one day workshop, each quilter should take home a nearly finished quilt top. The workshop demonstrates how Gwen allows a quilt to "design itself" and demonstrates beautifully how she works in the scrap style.

Supply lists for both workshops will be available at the December guild meeting.



## New Uses for Quilts:

1. Cover a round lamp table with a quilt - just tuck the edges under the table. (This becomes a great hiding place for old magazines, hobby projects and other clutter!)
2. Use pieces from a damaged quilt for upholstering a footstool, sewing the top of a toss pillow, crafting a table runner or place mats, covering a cornice board, and stitching up some chair pads or Christmas stockings.
3. Frame or hang a finely crafted quilt as art or as a replacement for a headboard.
4. Use a lightweight, inexpensive quilt as a window treatment by attaching it to substantial café rings and a matching curtain rod.
5. Drape a coffee table in a quilt (as long as it has minimal overlap - so it won't be a tripping hazard).
6. Replace a bedspread with a quilt and team it with decorative pillows that pick up some of the prominent solid colors used in the quilt. Be sure that the pillows have a homespun feel to them. For example, choose nubby linen, gingham and eyelet-edged pillows rather than brocade or velvet ones trimmed with satiny tassels.
7. Suspend a quilt from a ceiling-mounted curtain rod to use it as a room divider.
8. Toss a quilt over a less-than-pristine easy chair or sofa for a cosmetic lift.

## Bindings:

### How wide should the binding be?

The binding can be very narrow (1/8") to extra wide. If your finished binding (the width showing on the quilt top) is 1/2" , then the seam allowance used to join the binding to the quilt or patchwork strip must be 1/2" because the binding must be padded with the edge of the quilt. Keep this in mind when planning the width of your last border - it will look narrower if you decide on a wider finished binding. For a double fold binding, cut the strips 6 times the desired finished width of the binding.

### Here's a chart

Finished Binding 1/4" Then strip width is 1-1/2"

Finished Binding 1/2" then strip width is 3"


Finished Binding 3/4" then strip width is 4-1/2"

### How much binding do you need?

Add 2 times the length of the quilt plus 2 times the width of the quilt plus 1 extra foot (just in case).

The world really isn't much worse that it ever was.  
It's just that the news coverage is so much better.

**CAMARILLO QUILTERS ASSOCIATION  
 JOIN US FOR  
 A ONE DAY TRIP TO  
 ROAD TO CALIFORNIA QUILT SHOW  
 ONTARIO, CALIFORNIA  
 SATURDAY, JANUARY 13, 2001**



**\$35.50 PER PERSON (\$27.50 - bus trip, plus \$8.00 entry fee)**

This is now probably the largest quilt show in California. In 2000 it was enlarged to three times the shows of previous years. More special exhibits, lectures, classes, and evening events. Featured artist will be Fairy Earnest from Orange County. Three of her quilts have been in AQS calendars, and she has won many awards in Wisconsin, Illinois, and California. Among Special Exhibits will be: "Mountain Mist" Historical Quilt Collection; Civil War era sewing machine display; winners from the "Miniatures From The Heart" contest; the Redwork Collection; and a collection of soft sculpture dolls. Our bus group will be able to attend one or two lectures, which are \$10 each.

We have negotiated with the FABRIC PATCH, sponsors of this show, for a \$2.00 discount on the entrance fee, and for the prior mailing of bracelets to enter the show, which will be passed out on the bus. The tour will leave Ventura at 7:10 AM with pickups in Camarillo and Thousand Oaks. It will be back in Ventura between 6:30 and 7:00 PM. (Please bring a snack or lunch for the return trip.) Guests are welcome.

✂-----  
**REGISTRATION AND FULL PAYMENT DUE BY DECEMBER 21, 2000.**  
**(After the cut-off date no refund unless you have a replacement.)**

NAME	HOME PHONE
ADDRESS	BUS. PHONE

**MAKE CHECK PAYABLE TO:                    LAMBERT'S TRAVEL**

**Mail to:                    Lambert's Tours & Travel  
                                   Attn: Mary Welsh  
                                   57 So. Oak Street  
                                   Ventura, CA 93001**

**FOR MORE INFORMATION CALL:  
 Mary Welsh 644-1925**

**(Or bring to CQA meeting.)**

# COASTAL QUILTERS GUILD

## 2001 MEMBERSHIP APPLICATION

Annual Guild membership runs from January 1 through December 31. To renew your Guild membership for the calendar year 2001, or to join the Coastal Quilters Guild, please complete this application form and attach it to your check for \$25.00 annual dues.

You may bring your completed form and payment to any Guild meeting and place it in the MEMBERSHIP DROP BOX (located on table near entrance), *or* mail your form and check to:

Jan Beckert, 3969 Cuervo Ave., Santa Barbara, CA 93110

- To receive the FEBRUARY NEWSLETTER, your application must be received by JANUARY 20.
- To have your NAME AND ADDRESS IN THE GUILD DIRECTORY, your application must be received by FEBRUARY 20.

Please PRINT clearly!

Renewal  New Member

Name: \_\_\_\_\_  
(LAST) (FIRST)

Address: \_\_\_\_\_

City: \_\_\_\_\_ State: \_\_\_\_\_ Zip: \_\_\_\_\_

Home phone: \_\_\_\_\_ Work phone (optional): \_\_\_\_\_

E-mail (optional): \_\_\_\_\_

Birthday (Month/Day): \_\_\_\_\_


**PLEASE MAKE YOUR \$25.00 CHECK PAYABLE TO:  
COASTAL QUILTERS GUILD, INC.**

**MEMBERSHIP RESOURCES:** (Please check any that apply)

- Would enjoy writing short articles for newsletter
- Have computer skills in:  Word processing  Database  Graphics
- Can host a guest speaker occasionally
- Willing to help at special events (Fair, Stow House, etc.)
- Other \_\_\_\_\_

MEMBERSHIP COMMITTEE USE ONLY:

Payment received:  Check  Cash



*The book is closed,  
The year is done,  
The pages full  
Of tasks begun.  
A little joy,  
A little care,  
Along with dreams,  
Are written there.  
This new day brings  
Another year,  
Renewing hope,  
Dispelling fear.  
And we may find  
Before the end,  
A deep content,  
Another friend.*

*Arch Ward*



## Can you Help?

Quilts are needed for the Charity Auction to benefit Breast Cancer Research. The auction will be held on Sunday, January 14, 2001 at the Road to California Quilter's Conference at the Ontario Convention Center in Ontario, CA. The auction will be announced on

## Chex Caramel Corn



### Ingredients

4 cups popped popcorn  
1/4 cup margarine or butter\*  
2 tablespoons light corn syrup  
4 1/2 cups Chex cereal  
(Corn, Rice or combination)  
1/2 cup honey-roasted peanuts, optional  
6 tablespoons packed brown sugar  
1/4 teaspoon vanilla

\*Do not use spread or tub products.

### Directions

**Microwave:** Mix cereal, popcorn and peanuts in large microwavable bowl; set aside. Microwave margarine, sugar, corn syrup and vanilla in large microwavable bowl on High 2 minutes or until mixture is boiling, stirring after 1 minute. Pour over cereal mixture, stirring until evenly coated. Microwave 5 to 6 minutes, stirring and scraping bowl after every minute. Spread on waxed paper to cool, stirring occasionally to break up. Store in airtight container.

**Oven Directions:** Heat oven to 250°. Mix cereal, popcorn and peanuts in large roasting pan; set aside. Heat margarine, sugar, corn syrup and vanilla to boiling in 2-quart saucepan over medium heat, stirring frequently. Pour over cereal mixture, stirring until evenly coated. Bake 45 minutes, stirring every 15 minutes. Spread on waxed paper to cool, stirring occasionally to break up. Store in airtight container.

radio station KOLA 99.9 and posters will be placed in cancer treatment areas of hospitals throughout Southern California. Please help us by donating a quilt to the auction so we can all fight breast cancer. To donate, please call Judy Wood at (310) 532-6645.

# December Reminders


---

## Web Site Coastal Quilters


Web Site seeks pictures of holiday quilts from guild members. All holidays inclusive of December 2000 to January 2001 are welcome to post to website. Contact Megan Miley at [megan@silcom.com](mailto:megan@silcom.com) or send her a picture -- 1110 Via Regina, Santa Barbara, 93111.

**Spools for Schools:** So far we have collected about 200 empty thread spools and cones to contribute to children's art projects. I know you have been doing a lot of holiday sewing in secret! Your donations of empty spools can be brought to the December meeting and placed in the bin at the membership table near the front door. The recipient school will be announced in February.

**Tote Bags and T-Shirts:** Guild Tote bags make great gifts and what better way to carry your stuff to workshops, quilt shows and satellite groups. Marilyn Martin will continue to sell them at guild meetings or you may call her at 967-6821.



**Tip:** Don't use valuable quilts near a fireplace which can create damaging soot and ash or near harsh sunlight that will fade colors.



## December Birthdays

Nancy Miller	2
Joanie Coldren	3
Olive Moreno	5
Linda Fisher	7
Lucke Thorensen	8
Lupe Dwyer	10
Sue Scholl	12
Mary Ribet	17
Mary Cunningham	18
Diana Iler	21
Carol Boyce	23
Ranell Hansen	23
Mariel Hawel	25
Toni Lesowski	27
Dundie Schulte	27
Nancy Woyak	30



## November Door Prizes

November was our last Door prize drawings of the year. There will not be any drawing held for December's fun Christmas meeting.

The following is the list of prizes and winners:

\$35.00 dollar gift certificate from  
Blue Island Quilts Fabric Store

**Dorothy Oksner**

Betty's Fabric's donation of 6 fat  
quarters and a Machine Piecing Book

**Dianne Moore**

M and M Fabrics donated 2 large pieces  
of fabric. Also with this prize

was a Designs in a Day Patchwork Book

**Marilyn Martin**

Quilts From Heaven Book and a Stained  
Glass Angel quilt pattern

**Kathy Anderson**

\$10.00 gift certificate from Quilts and  
Other Comforts plus a Coastal  
Quilter's coffee mug and fabric.

**Catherine Villani**

Princess Mirah and A quilter's workbook

**Barbara Asp**

Designs for quilt labels, notions  
and fat quarter from The Quilter's  
Cupboard Of Atascadero

**Dorothy Oksner**

From Gingher Company, Gold plated 4"  
scissors. Plus fat quarters from  
Quilter's Cupboard Of Atascadero

**Betty Pomatto**

**Susan MacIntosh** will be taking over the  
door prize duties for the 2001  
year. It's been fun. *Liz Harper*

## A Piney for Talula Block History:

Talula Gilbert Bottoms was born in Georgia in 1862, the midst of the Civil War. She died in 1946 as World War II was ending.

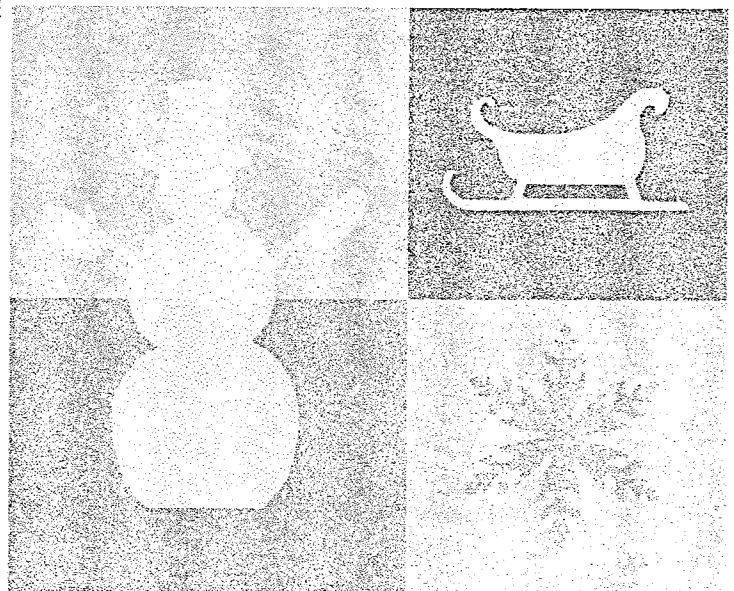
Lula married in 1883 and moved into her mother-in-law's log cabin where she and her husband, Tom, began their large family. Lula cooked at an open hearth, drew water from a nearby creek, and quilted by kerosene lamp.

Fifteen years later the family moved to Alabama where Lula had a wood burning stove for cooking. Another fifteen years passed and the family moved to a new home. Lula's grown sons insisted on electricity in the house, but Lula thought the well near the back door was convenience enough. Indoor plumbing arrived in 1940.

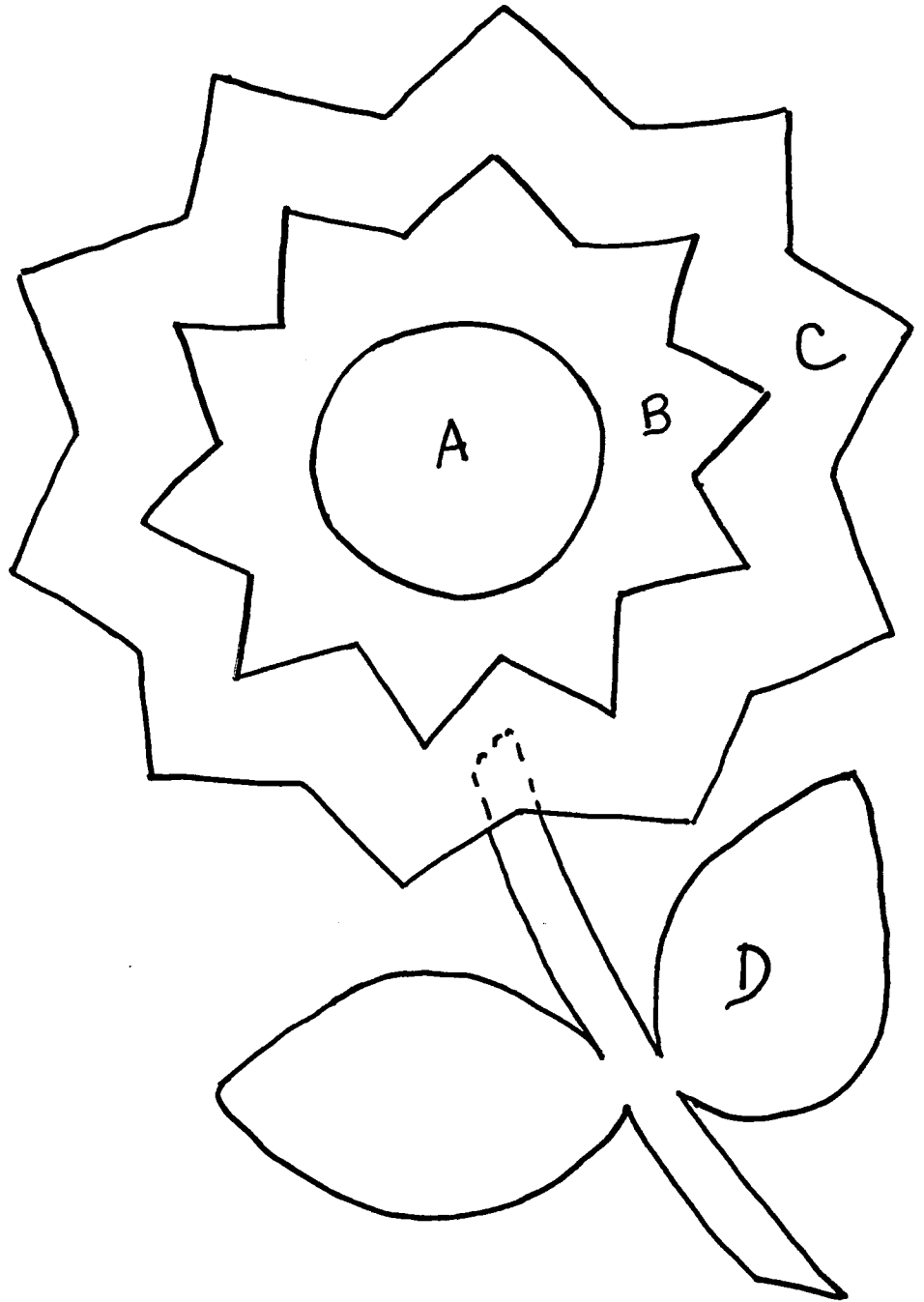
In these settings Lula and Tom had twelve children and took in two more. The children grew to be sturdy, self-sufficient people. Two were ministers, one a college professor, and another a scientist.

Lula also completed about 200 quilts, of which 100 are still in existence. Many are illustrated in the book, Legacy, written by Lula's granddaughter, Nancilu Burdick, and drawn from her grandmother's hand-written autobiography, produced when Lula was 83.

Lula was a great lady and a beautiful quilt artist. I highly recommend her granddaughter's book to any quilter who wants to touch the life of a sister now gone.



# A Piney for Talula



This block was inspired by Talula Gilbert Bottom's quilt "Pink Piney" which she hand pieced in 1930. Most Piney (Peony) blocks have eight points, but Lula's have ten.

Instead of piecing this flower, we'll bond or appliqué it according to your time and preference. Buttonhole stitch around the edges of the flower will secure the bonded edges and embellish appliquéed edges. Buttonhole can be by hand or machine. Please use black for consistency. The flower may be of any color.

**THE BACKGROUND SQUARE SHOULD BE A 10 ½ INCH SQUARE OF WHITE OR WHITE ON WHITE.**

Bonded layers will be easier to buttonhole if the bonding is done in stages. **THE FLOWER WILL BE DONE FIRST** then applied to the background. Bond "A" to "B" and buttonhole the edges of "A". Then bond the "AB" piece to "C" and buttonhole the edge of "B". Finally, bond the "D" stem piece to the background square and bond the "ABC" piece to the top of the stem. Finish buttonhole stitch around the flower and stem. **BE SURE TO USE LITE BONDING!**

Guild Web Page Address:  
<http://www.coastalquilters.org>

### **Coast Lines Newsletter**

This is a monthly publication.  
The deadline is the fourth Friday of the  
month, unless otherwise noted in the  
newsletter. Send articles to:  
Lynn Laughrin 1224 E. Mason, #B,  
Santa Barbara, CA 93103  
[radish@gte.net](mailto:radish@gte.net)

### **New Members and Membership Renewals**

Memberships are yearly for new members and renewals,  
starting in December 2000 for 2001. Memberships may be  
added throughout the year. Mail membership form (see page  
11, this issue) with check or money order for \$25 to: Coastal  
Quilters Guild, Inc., P.O. Box 6341, Santa Barbara, CA  
93106 Attn: Membership  
Guest fee: \$5.00



# Seasons' Greetings

### **Membership**

Guild meetings are held on the second  
Thursday of each month at 7:00 p.m.  
at St. Andrew's Presbyterian Church,  
4575 Auhay, Goleta, CA.

Please carpool, parking is somewhat  
limited. Coastal Quilter's Guild of  
Santa Barbara and Goleta is a non  
profit, educational and charitable  
organization. It is the purpose of the  
Guild to educate its members about the  
history and preservation of the art form  
of quilt making and its related topics.  
Also to learn new techniques, improve  
skills and to inform the community at  
large about our quilt making heritage.

**Coastal Quilters Guild**  
P.O. Box 6341  
Santa Barbara, California  
93160

**NON PROFIT ORG.**  
**U.S. POSTAGE**  
**PAID**  
Santa Barbara, CA  
Permit No. 688

