

Coast Lines



Volume 1

Newsletter for Coastal Quilters Guild of Santa Barbara and Goleta, Inc.

January 2001

January 2001 Meeting

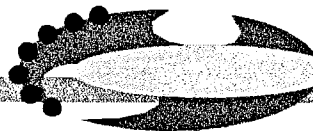
Ruth McDowell has been exhibiting her Art Quilts nationally and internationally since 1981. While teaching worldwide and authoring five books, she manages to maintain her primary focus on her Art Quilts. With more than 300 quilts to her credit, her work demonstrates a serious and Sustained development as a artist of unique ability. Her knowledge and love of gardening are evidenced in many of her quilts, one of which appeared in CQG's "Natural Impressions 2" at the Museum of Natural History. Ruth is a gifted and sensitive teacher and a wonderful speaker, who many quilt members will remember from her past two visits.

There is still room in
Ruth McDowell's Saturday
workshop "Planning for Piecing"
Call Joann Conklin
(967-0095) to sign-up NOW!



Guild Board meetings
will be held on
Thursdays at 7:00pm in the
Craft Rm. at Samarkand. First
meeting: January 18th

Ruth's slide lecture will focus on her current work. Ruth's quilts are constantly evolving, with a production of about twenty pieces per year. She'll show us some of her most recent quilts and present her newest concerns. If you have never seen one of Ruth's quilts 'in the cloth', you'll be surprised that such images can be achieved and if you are familiar with her work, you'll appreciate her wellspring of inspiration. *See page 3 of this issue for class information and supply list.*



Plan Ahead for February Guest Speaker: Gwen Marston

Gwen Marston is a professional quiltmaker who gives workshops and lectures across the country. She has written six books and co-authored seven! Since 1983, Gwen has lived on Beaver Island, Michigan, the most remote inhabited island in the Great Lakes. There she is inspired by a beautiful natural harbor, beaches, woods, wildlife and lots of old quilts. She conducts retreats on the island each fall. *See page 4 of this issue for class information and supply list.*

Inside this issue:

President's Message Sesquicentennial	2
January Workshop	3
February Workshop	4
2001 Workshops & Programs	5-6
Workshop Rules	6
Library News	7
Calendar of Events	8
Our Guild This Month Adult Ed Update	9
Membership Renewal	10
Sewing Machine Fixes Satellite Groups Need	11
Holiday Boutique Sales	12
Adult Education	14
Broccoli Salad Recipe January Birthdays	15
Challenge 2000 Update	16
Officers & Chair 2001	17
Opportunity Quilt Winner	18
Block of the Month	19
Membership Info. Address	20




Hello Quilters:

As we start a new year, I am reminded of the wonderful gifts that the guild has given me. I discovered the guild in April 1994, and like many new quilters, my concept of quilts was based on those made by my grandmother. Erica Carter, an art quilter from Seattle, was the speaker at the first meeting I attended, and I discovered not only that quilts are an art form but also that quilting is a vehicle for self-expression and social interaction. In the past 7 years, my life has grown in each of these areas. I have learned so much not only about quilting and quilts but also about relationships between quilters. The role models of leadership provided by Judy, Maggie, Norah, and Ranelle are a source of great inspiration. I have had the privilege to serve on the guild's board as recording secretary, community quilts coordinator, parliamentarian, vice president, and membership chair. The most rewarding experience was working on the two 'Harvest of Colors' quilt shows, but coming to the guild meeting every month is truly a gift. The adult education classes, trips to quilt shops and shows, and my satellite group are rich additions to my life. I am looking forward to the new year of quilting and my new role as President of the guild. I plan to start new projects, learn new skills, and most importantly, have a good time experiencing quilts with all of you.

I hope the New Year brings all of you plenty of time to quilt!

 *Diane Eardley*



Sesquicentennial Quilt Project

Last fall, our guild's board decided to participate in the California Heritage Quilt Project's Sesquicentennial Quilt Class for fourth graders. The goal of this class is to introduce students to quilting and its relationship to the history and geography of California. The class is based on the California Sesquicentennial Quilt that was planned by Ellen Heck and Zena Thorpe in honor of California's 150th birthday celebration last year. Several Santa Barbara quilters designed and worked on portions of this spectacular quilt that now hangs in our state's capitol.

The quilt class integrates quilting with California history. There is a slide show on the Sesquicentennial quilt followed by hands-on activities. Each student will stitch on a special children's quilt. After the children have quilted, they will sign their name on the quilt so they, too, will be part of the celebration. The first classes are being scheduled for late January at Monroe school, and the project will continue over the next couple of years. There will be flyers about the classroom project available at the January guild meeting to share with your local elementary school.

If you are interested in participating in this project, please let Diane Eardley know at the guild meeting, or call her at 963-8321.

Exciting Workshops This Month

January Ruth McDowell

Due to a rare gap in her travel schedule, Ruth McDowell will be able to stay in Santa Barbara an extra day to teach a one day Planning for Piecing workshop on Saturday, January 13, 2001. From one of the expert machine piecers of the world, author of the Piecing book, C&T Publishing, 1998, learn some tricks to enhance your own pieced designs. We will look at the piecing of traditional blocks, and designing original blocks. Examples of blocks adapted from freehand sketches will be discussed, and some solutions to technically complicated constructions explored. After the introductory session, the students will have an opportunity to practice some of the construction techniques introduced, and to plan and begin to construct a quilt or wall hanging of an original design of their own, either as a repeated block pattern or uniquely pieced quilt.

Pieced Flowers Class (2 days, Thursday and Friday) Enlarge one of the patterns in Pieced Flowers, (C&T Publishing, 2000) to at least the size recommended and bring it to class prepared to sew a block (or blocks) Review the material on pages 9-11 and 109-112 before class.

Supplies: paper scissors, freezer paper, sewing kit (includes skinny pins), highlighters (2 different colors), clear ruler, fabric scissors, colored pencils for marking a variety of fabrics, notebook, masking tape, fineline permanent marker, eraser, sewing machine, ziploc bag, rotary cutter and small mat.

Optional: Fleece or board to pin up work in progress, template material (if making 8 or more of the same block), 1/8-inch paper punch if making plastic templates, sandpaper.

Fabric: a selection of fabrics for your project. Ruth suggests a variety--small, medium and large scale prints, plaids, solids or hand-dyes, unusual fabrics. Scraps, fat quarters or half yards of many fabrics rather than larger pieces of just a few. Yardage required will vary with the scale of the project you choose.

ADDITIONAL CLASS: Planning for piecing (Saturday) Call Joann Conklin (967-0095) to sign-up. This is a class all on paper covering the methods Ruth uses for planning her pieced quilts. She'll discuss adapting traditional piecing in your own freehand designs, repeated geometrically-based blocks, and how to solve technically complicate construction. Supplies required are very simple. Call Joann for information about what to bring.



Plan Ahead for February

February Gwen Marston

Lecture: "So Old It's New"

Thursday, February 8

Workshops: "Liberated Block Construction"

Friday, February 9 and "The Surprise Quilt"

Saturday, February 10 "So Old It's New Old

quilts have been Gwen's teachers. They are full of little-used ideas for today's quilters. In this lecture, she will show us as sampling of quilts and talk about how she uses old ideas to create new quilts. This talk is filled with information and tips on how to study old quilts to find new ideas.

About Gwen:

Gwen Marston is a professional quiltmaker who gives workshops and lectures across the country. She has written six books and co-authored seven! Since 1983, Gwen has lived on Beaver Island, Michigan, the most remote inhabited island in the Great Lakes. There she is inspired by a beautiful natural harbor, beaches, woods, wildlife and lots of old quilts. She conducts retreats on the island each fall.

About the **Liberated Block** Friday class:

This class is based on Gwen's method for making olks style scrap quilts. Quilters learn my new techniques of free-piecing original blocks based on traditional ideas. Fun and easy for all skill levels. Should be able to complete at least one small quilt top.

Supplies for **Liberated Block Construction** class: Sewing machine and basic sewing kit Rotary cutter and 6-inch ruler. Fabrics: This is a scrap class, so bring a wide assortment of scraps. Small pieces will work. Solids, prints or a combination of both work equally well.

⁴ Lattice/borders: 1/2 yard

About the **Surprise Quilt** Saturday class. From this one day workshop, each quilter should take home a nearly complete quilt top. The workshop demonstrates how Gwen allows a quilt to "design itself" and answers all the questions she gets about how she works in the scrap style.

Supplies for the **Surprise Quilt** class:

1 Large paper grocery sack

Sewing machine



Template material (optional)

Pencil, paper, ruler

Fabric scissors or rotary cutter

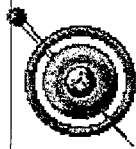
30 strips of 100% cotton fabric,
1-1/2" x 45" (or width of fabric),

all different if possible. Set and borders:
2 yards of a favorite background fabric,
something you like.



2001 CQG Programs and Workshops

All programs and workshops are subject to change



January: Ruth McDowell

This Massachusetts quilter is internationally known for her floral, landscape and pictorial pieced quilts. The author of three books and the subject of another, Ruth is a superb teacher and artist.

February: Gwen Marston

A well-known teacher and author, Gwen uses old ideas, like her liberated piecing method, to make wonderful new quilts. Using antique quilts as "teachers" she'll show us how to learn from the past.

March: Quilt-O

Trudy Smith brings fun and games (prizes too!) for a social evening playing "Quilt-O." Bring a fat quarter of good fabric and get ready for a lively evening. Prizes selected just for quilters!

April: Barbara Barber

AQS Bernina Award winner, this English quilter has developed innovative methods for accurate piecing and machine embroidery. Her quilt "Goats and Friends," based on medieval tapestry designs, is in the permanent collection of the AQS museum.

May: Jo Diggs

Working traditionally by hand, Jo simply layers well-chosen fabric in her exquisite landscape quilts. You've seen them in Visions, Quilt National, and Quilters Newsletter Magazine.

June: Sylvia Einstein

Sylvia will travel from Massachusetts to discuss her development as a quilter-from bicentennial appliqué to intuitive art quilts using crazy piecing.

July: Members' Showcase & Welcome

We take this opportunity to admire the work of four talented Guild members, who will tell us a little about how they work. At the same time, we'll gather before the meeting to welcome all our new members-so please come early!

August: Silent Auction

One woman's "trash" is another's treasure, so join us for an evening of quilters' bargains. Bring your unwanted, no longer needed, never used quilting whatnots to this meeting along with your checkbook! Saturday wearables workshop follows, details pending.

September: Mickey Lawler

Mickey is owner of Skydyes and author of the book by the same title. A skilled teacher and craftswoman, she'll show us how to make textured, hand-dyed fabric and put it to use in our quilts.

October: Challenge

CQG Challenge is no doubt our most popular program when our members tackle the same design "problem" from many angles and take part in a friendly competition for prizes. A great meeting for friends and family to attend.



November: Mary Lou Weidman

Author of Whimsies and Whynots, this Washington state quilter is noted for her colorful story quilts. Mary Lou combines folk art methods with lively color to spark your imagination. Also, in November we hold our annual election of Guild Officers.

December: Mystery Program

You never know who'll turn up at the holidays. Our speaker comes from somewhere very cold! Trust me, you don't want to miss this meeting. Installation of officers for 2002 and presentation of our Community Quilts make this a festive evening.

Coming in 2002: Reynola Pakusich, Carolyn Dahl, and Cynthia England.

Workshop "Rules"

Details of dates, supplies required, class descriptions, etc. will appear in Coast Lines and on this website three months in advance of the speaker's appearance. Sign-ups for members of Coastal Quilters Guild begin at that month's meeting. The one day workshop fee is \$30.00 (two days \$60.00), unless otherwise noted. Enroll in a workshop by check payable to Coastal Quilters Guild delivered to the Workshop chairman, Kristen Otte. Workshops not filled one month in advance will be opened to non-members. In the event that a workshop is oversubscribed by the first guild meeting, the workshop chairman will hold a lottery and begin a waiting list. When possible, we will add workshops for popular teachers, so ask to be put on a waiting list if the workshop is filled.

Harvest of Colors 2000 Final Accounting

Income:	
Admissions	10,008.98
Boutique (net to Guild)	622.45
Vendor income	8,813.00
Opportunity Quilt	1,347.25
Tote bag sales	555.00
T-Shirt sales	804.00
Total income	22,150.68
Expenses:	
Acquisitions	142.23
Banners	1,387.43
Boutique	59.67
Catalogue	508.24
Design/hanging	402.09
Earl Warren rent	5,790.70
Misc.	256.70
Pipe and drape	1,346.88
Publicity	1,973.96
Vendors (incl. dinner)	1,138.49
Total expenses	13,006.39
Net profit --	9,144.29



Suggestions are welcome: If you would like to have a particular speaker or topic at a guild meeting, please write down your suggestion (and any contact information available) and deliver it to Robin Ruge, VP for Future Programs.

Library News

Nothing hot off the press this month, but quilts centuries old and their admirers are not bothered by that! Two donations to the library come to mind. **CHINTZ QUILTS; UNFADING GLORY** by Lacy Folmar and Betty Jo Shiell presents treasured chintz quilts from the Shelburne Museum in Vermont and the Charleston Museum in South Carolina. The history and romance of chintz textiles is here as well as examples of wholecloth, appliquéd, album and patchwork chintz quilts-and there are a few contemporary ones.

The second book, **QUILTS OF PROVENCE** by Kathryn Berenson is lush with the fine art of French quilting that evolved from their intricate needlework. The typical Provence quilt has the detailed designs that show up in the popular *mattelasse* spreads offered in catalogs today. But these quilts were hand quilted and often stuffed for a *trapunto* effect. Provençal colors and patterns shown are very much in the Wm. Sonoma scene today.

We have added a much needed **BARGELLO QUILTS** by Margie Edie. Inspired by a traditional needlepoint stitch, bargello quilts not only capitalize on startling design achieved by color value in

the many fabrics used, but also can magically produce a landscape as has been learned in some of Nora Meeking's classes.



DESIGNING QUILTS; THE VALUE OF VALUE by Suzanne Tessier Hammond helps us decide on the joint effect of light and dark fabrics placed in juxtaposition in a quilt that major design element that we like to feel we can unconsciously pick. Mary Ellen Hopkins take note!

One more item this month: I have decided to experiment with no fines for overdue books this year. If we all return books on time so others can use them, or renew them so we know where they are, we will have a good year. Lets make it work.

Happy New Year.
Joyce Ball



*Listening is
just as important
as talking.*

Calendar of Events 2001

Jan 11-14 Road to California. Info:
877-762-3222 or info@road2CA.com

Jan 13 Coastal Quilters welcome to join the Camarillo Quilters Assoc. bus trip to Road to CA Show. \$35.50/person includes show entry. Mary Welsh 644-1925
check for seats available.

Jan 20 SCCQG Meeting hosted by Orange County Quilters Guild, Topic: How to Start a Quilt-Related Business.

Jan 25-27 Ojai Valley Quilt Show. Guest Artist: Norah McMeeking

Jan 26-27 The Valley Quilters Quilt Show, 901 West Esplanade Ave., San Jacinto. Info: Pat Brundage (909) 925-3095.

Feb 24-25 South Bay Quilters Guild Quilt Show. Torrance Cultural Arts Center, 3341 Civic Center Dr., Torrance. Sat - 10-5; Sun - 10-4. Small Quilt Auction, Sun. 1pm. Info: Barbara Sullivan, 310-813-4290 or barbara.sullivan@trw.com.

Feb 24-25 San Diego People of Color Quilt Guild, Second Annual Quilt Exhibit, Malcolm X Branch Library, 5148 Market St., San Diego, CA. Theme: "Home Sweet Home". **Feb 24** (10am - 5pm)

& **Feb 25** (1pm - 5pm) Info: D'Andrea Mitchell at (619) 266-8036

LOOSETHREADS@netscape.net

March 3-4 Hi Desert Quilt Guild quilt show "2001-A Quilt Odyssey," featuring guest speaker and author Earlene Fowler (1 pm on Saturday, 3 March), show admission \$4, Desert Empire Fairgrounds, Mesquite Hall, Ridgecrest, CA.

March 23-25 Glendale Quilt Guild Quilt Show, Burbank Hilton.

Info: Kay Zam, 323-258-4850.

April 7 The Traveling Quilters Mystery Trip. Info: 310-546-5990.

April 21 SCCQG meeting hosted by San Fernando Valley Quilt Assoc., Topic: Websites

April 20-22 Moon over the Mountain Quilting Retreat. Info : Caren Cooke Ryan (626) 355-7857

moonoverthemountain@juno.com

May 4-6 Moon over the Mountain Quilting Retreat. See above.

May 19 -20 "Quilting in the Valley" quilt show in Student Union at Cal State Northridge. Call Ann Murphy, 818-888-9268 or email o2bpink@IX.netcom.com

June 23-24 Orange County Quilters Guild Quilt Show at Irvine Valley College. Info: Patty Mayer (949-495-1739)
pattyjam42@aol.com

July 15 SCCQG meeting hosted by the South Bay Quilters Guild. Topic: Meet the Vendors

August 4-5 Santa Monica Quilt Guild Quilt Show, Quilting by the Sea: 2001, a Quilt Odyssey, Santa Monica College Pavilion. Info: Linda Edell @ bookkee@thegrid.net. or 310-558-3458

August 3, 4, 5 TLC Quilters Quilt Show 2001, "IndianSummer", West Covina Elks Lodge, 841 W. Merced Avenue, West Covina.

August 10-12 The San Diego Quilt Show, Inc. 20th annual show at the San Diego Concourse, 202 C Street in both Plaza AND Golden Halls! Over400 quilts on display!

Sept 8-9 Citrus Belt Quilt Guild Quilt Show. Info: Connie Crouch (909) 820-1797

Sept 8-9 Flying Geese Quilters Guild, 2001 A Quilt Odyssey, The Journey of Quiltmaking, Orange Co. Fairgrounds, Sat. 10-5; Sun. 10-4. Info: Shelby Diehl, 949-459-6003
cozyquilts@aol.com

Sept 29-30 Quilters, Etc. Quilt Guild of Solvang and Lompoc presents an "Old Fashioned Quilt Show" at the Lompoc Veteran's Bldg., 100 E. Locust Ave., Lompoc, Ca. Info: Lynn Taylor at lyntaylr@sbceo.org (805) 733-1244.

Sewing Machines Problems

Unplug your machine during cleaning and oiling. A flashlight will help you see into the dark areas.

20% of all sewing machine problems are cleaning problems. Use a small lint brush, soft cloth, q-tip and toothpick to remove lint from the hook area, between feed dog teeth, under the bobbin case. Look for thread caught in the bobbin mechanism, tension disks and in tension spring. Avoid pushing lint farther into the machine; try to extract it with tweezers if needed.

10% are lubrication problems - too little, too much or incorrect oiling. Use a Brand Name sewing machine oil. All purpose oil gums up the machine gears. Clear oil is preferable over yellow sewing machine oil as many machines have plastic cases which will discolor with yellow oil. Most sewing machines are damaged by too much oil rather than too little oil. When oil gets into the motor or on rubber belts, get the check book, it could get rather expensive. Nothing can turn a \$50 repair into a \$200 repair faster than a can of oil. To oil your machine, turn the hand wheel, look for moving parts and use only a tiny drop of oil any place where two pieces of metal are rubbing

together. Use a tube-type oiler, not the oil can, it can reach into tight places and releases less oil.



20% of sewing machine problems are thread or threading problems. Avoid old or cheap thread. Use quality thread. Most (not all) low priced threads have

thick and thin areas, thus making it impossible to regulate thread tension. The dye used in dark colored thread offers more resistance to tension. Don't believe it? Try using black on top and white in the bobbin. Double-check tensions when changing from white to dark threads. Machines with automatic tension adjustments are supposed to adjust for you. Double check anyway.

Having trouble with seams puckering? Check bobbin and top thread tension, the thread should pull from the machine, when pulled together, at the same tension. Tension adjustments and/or lengthening the stitch could give you a better seam.

*Thanks to Mr. Ray White of Belleview, MO
Sew-Sense of SB, CA*

Satellite Groups Need You!

Would you like to get to know other quilters, have parties, swap blocks, dine on potluck meals, trade fat quarters, go on safaris, make blocks for each other, start or join a quilt history group, travel to quilt shows with new friends, have a quilting bee, or sit and chat, drink tea and eat bonbons? Joining a satellite

group may be for you! They are small groups that usually meet once a month - some groups meet in the day time and some in the evening. Contact Janet Berlin at 968-4933 or see her at guild meetings for information.

P.S. You are invited to set up a new group covering a topic you want to explore. (fabric surface design, crazy quilting, charity quilts, etc.)



**Santa Barbara Coastal Quilter's Guild
2nd Annual
Holiday Quilt Sale and Boutique**

Holiday Boutique Summary:

Receipts:

Rent from vendors	\$445.00
Grant House Donation For Ad	\$500.00
Admissions	\$244.00
Total Sales	<u>\$5,526.38</u>
Receipt Total:	\$6,715.38

Expenses:

Rent for Auditorium	\$250.00
Advertising	\$1,072.60
Sales Tax	\$397.48
Checks to Vendors	<u>\$4,616.97</u>
Total Expenses:	\$6,337.05

Receipt Totals	\$6,715.38
Total Expenses	<u>\$6,337.97</u>
Profit	\$377.41



New Year's Resolutions

Last year I promised to clean closets.

This year I will:

Nurture my Creativity!

Make little signs that say "YES" and put them all over the house.

Do it for love.

Laugh every day, it's good for our health.

Give myself time to be inspired.

Look at art, wherever I find it.

Take naps.

Read everyday.

Giggle with children & listen to old people.

Open up! Dive


in! Be Free!

Play with


everything.

Make friends

with



TOTE Bags and
T-Shirts with guild
logo still on sale at
guild meetings.
Call Marilyn Martin
967-6821.



Late Breaking News...

- Free: Carol Boyce has used blue jeans to make vests, heavy quilts or rugs. Call Carol @ 685-5882
- Under discussion: where would be the best place for members to post items they wish to sell, e.g., sewing machines, used books, fabrics, etc.? Watch for notice in next month's newsletter.
- Contact Susan MacIntosh, Door Prize Coordinator, if you are interested in contributing something for door prizes.

Break Time!


Check out the.....

Membership table -- pay dues, join guild, program schedules, newsletter replacements, leave Messages.

Announcement table -- show flyers, handouts & post notices
Library -- check-out books, videos, patterns.
Display area - speaker's quilts or other special items.

Quilted Landscape Class offered in January

Carol Barringer teaches "Painting with Fabric and Thread" Saturday, January 27, 9 a.m. to 5 p.m. Grant House, Magnolia Plaza
Phone: 967-3680



ADULT EDUCATION - Winter 2001 Classes begin January 8th

.....
 Contemporary Quilting -
 Maggie Godwin Steward
 Mondays, 1-4 p.m., Faith Lutheran Church,
 Carpinteria

Beginning Quiltmaking - Marty Frolli
 Tuesdays, 9 a.m. - noon, Wake Center, Rm T2

Seminole Sampler - Kristin Otte
 Tuesdays, 1-4 p.m., Wake Center, Rm T2

NEW: More Stories: Images & Words on
 Cloth - Kristin Otte
 Tuesdays, 6:30 - 9:30 p.m., Wake Center,
 Rm 2

Intermediate Quiltmaking - Marty Frolli
 Wednesdays, 9 a.m. - noon, Wake Center,
 Rm 2

NEW: Patchwork & Quilting: Stacked
 Rotary Cutting - Norah McMeeking
 Wednesdays, 1-4 p.m., Wake Center, Rm 2
 Wednesdays, 6:30-9:30 p.m., Wake Center,
 Rm 2

NEW: Baby Quilts - Marty Frolli
 Thursdays, 9 a.m. - Noon, Wake Center,
 Rm T2

Monday Morning Sewing Club -
 Ranell Hansen
 Mondays 9 a.m. - noon, Schott Center, Rm. 6

NEW: Potpourri of Sewing -
 Sharon Hurley Montross
 Mondays 1-4 p.m., Wake Center, Rm 2

Individualized Sewing -
 Judi Brooks
 Mondays, 6-9 p.m.,
 Wake Center, Rm 2
 Wednesdays, 9 a.m. - Noon,
 Schott Center, Rm 6
 Wednesdays, 12:30-3:30 p.m.,
 Schott Center, Rm 6

Serge or Sew: Everyone Welcome -
 Beverly Hornick
 Tuesdays, 9 a.m. - Noon, Wake Center,
 Rm 2
 Thursdays, 9 a.m. - Noon, Wake
 Center, Rm 2

Sewing Tips and Techniques -
 Ranell Hansen
 Tuesdays, 6 - 9 p.m., Schott Center,
 Rm 6

Sewing Workshop -
 Frankie Fredenburg
 Wednesdays, 6 - 9 p.m., Fellowship
 Hall, Faith Lutheran Church,
 Carpinteria

Sewing for Everyone (Bilingual) -
 Leticia Fuentes
 Wednesdays, 6:30 - 9:30 p.m., Schott
 Center, Rm 6

The Well Tailored Jacket -
 Frankie Fredenburg
 Thursdays, 9 a.m. - Noon, Schott
 Center, Rm 6

Successful Sewing -
 Frankie Fredenburg
 Thursdays, 12:30-3:30 p.m., Schott
 Center, Rm 6

CROWD PLEASERS
MEMBERS RECIPE EXCHANGE:

Broccoli Salad

(served at the Dec. Board Meeting Potluck)

2 1/2 lbs. broccoli

1/4 C. sugar

1 large onion, chopped

1/3 C. raisins

1/2 C. sunflower seeds

2 Tbs. cider vinegar

1 C. mayonnaise

Toss all ingredients. The salad may be eaten right away or made ahead and kept refrigerated. Some cooks cut the broccoli very small, I like it in small chunks.

from Wanda Livernois



Interesting Water Facts



75% of Americans are chronically dehydrated.

Thirst is often mistaken for hunger.

Even MILD dehydration will slow down one's metabolism.

Lack of water is the #1 trigger of daytime fatigue.

8-10 glasses of water a day could significantly ease back and joint pain of sufferers.

A mere 2% drop in body water can trigger fuzzy short-term memory, trouble with basic math, and difficulty focusing on the

January Birthdays

Nancy Marschak 1

Marilyn Martin 2

Jane Manasse 4

Jan Inouye 7

Martha Adams 9

Judy Stanton 9

Lynn Dishion 12

Krishna Sengupta 12

Betty Gardner 16

Nan Anderson 17

Kathie O'Neil 17

Shelly Dixon 19

Susan McIntosh 20

Lillian Blackwell 22

LaVelle Ure 23

Nancy Bauerle 23

Rachel Kharrazi 23

Gail Tinsley 23

Sandy Mack 24

Toni McIver 25

Faith Huxley 28

Pat Yamada 29

Bobbi Boccali 30

Pat Masterson 30



Challenge 2000 Update


The gals from our sister guild in New Zealand wrote a note back when they returned our quilts from their show "Patches for Pleasure." Here's some excerpts from that letter.

"They were hung together with a notice up explaining that they were an exchange with our Coastal Quilters. The little two-sided cards were hung from the ceiling inside double-sided

perspex frames so people could view both sides. All the quilts from you were lovely and much admired by the public. Thank you for the idea of the exchange & sending the quilts."

The New Zealand quilters also sent 3 meters of New Zealand fabric to share among those who sent work to the southern hemisphere! I'll be contacting those recipients for their surprise fat quarter.

Kristin Otte




Things We Can Learn From a Dog

- Never pass up the opportunity to go for a joyride.
- Allow the experience of fresh air and the wind in your face to be pure ecstasy.
- When loved ones come home, always run to greet them.
- When it's in your best interest, practice obedience.
- Let others know when they've invaded your territory.
- Take naps and stretch before rising.
- Eat with gusto and enthusiasm.
- Be loyal.
- Never pretend to be something you're not.
- When someone is having a bad day, be silent, sit close nuzzle them gently.
- Thrive on attention and let people touch you.
- Avoid biting when a simple growl will do.
- On hot days, drink lots of water and lay under a shady tree.
- When you're happy, dance around and wag your entire body.
- No matter how often you're scolded, don't buy into the guilt thing and pout -- run right back and make friends.
- Bond with your pack.
- Delight in the simple joy of a long walk.



Officers and Committee Chairs - 2001

President - Diane Eardley
Programs - Norah McMeeking
Workshops - Kristin Otte
Future Programs - Robin Ruge
Recording Secretary - Linda Hanna
Corresponding Secretary - Evelyn Gorrindo
Treasurer - Michelle Peerson
Parliamentarian - Ranell Hansen
Block of the Month - Betty Kelly
Challenge Quilts - Karen Pickford
Community Projects - Liz Turner
(Satellite Group)
Coast Lines Editor - Lynn Laughrin
Coast Lines Layout - Marlene Pearson
Door Prizes - Susan McIntosh
Historian - Betty Libert
Librarians - Joyce Ball, Marilyn Martin
Membership - Jan Beckert
Newsletter Distribution - Gladys Brown
Refreshments - Jean Macmillan
Satellite Groups - Janet Berlin
So. CA. Council Quilt Guilds Rep. - Sue Scholl
Special Events - Anne Braddock
Telephone Committee - Wanda Livernois
2001 Opportunity Quilt - June Gerrard
Opportunity Tickets - Gail Tinsley
Public Relations - Desiree Cook
Scholarships - Nola Ferguson
Welcome Committee - Joanne Coulter,
Desiree Cook



*Thank you
Ranell for
your two
terms in
office.*

Wow! Speakers & workshops in 2001 make a great line-up!
Pick up your Schedule at the next meeting --
Membership table.

Opportunity Quilt Winner


Chris Clogston, a quilter from Newbury Park, won our 2000 Opportunity Quilt. Chris recently retired and started quilt classes in her area.

She relates that she was "thrilled to win the quilt" she saw at our Quilt Show last Spring and knows just what to do with it - admire and cherish it! Congratulations, Chris!



Thanks to the block designers of the *Evening Stars Satellite group*, 12 months of lovely star blocks inspired our members in 2000, in honor of the millennium.

Thank you -- to all members and winners who made those lovely Block of the Month Star Blocks last year -- your efforts were enjoyed by the entire guild.




Michelle Pearson: BOM winner in December.
Michelle won the Evening Star Blocks.

(see Nov. 2000 newsletter for pattern.)


Sensory Activity for Children

Fabric scraps and a piece of felt for background make a creative game/activity for children of any age. If the child wants to save the picture to frame, place a piece of iron-on adhesive under the selected fabric. Adults should do the ironing if the child is too young. Educators of young children suggest that a variety of textured fabric adds to the experience. Keep it simple or complex according to the age of the child (ages 2-102).



Baloney \buh-lo'-nee\
Where some hemlines fall

Seamstress \seem'-stres\
describes 700 pounds in a size seven



Judith's Magnolia Bud February 2001

The magnolia bud is made from two shades of pink, one pink for the bud and a second pink for the bud tip. The leaves are to be green. Please use an off white background.

The block is an unequal nine patch and is constructed as such. Templates are used for all the triangles. (Reverse template A for the AR pieces.) The rest of the block is template free. $\frac{1}{4}$ inch seam allowances are included in the template and squares. The block should measure $8\frac{1}{2}$ inches.

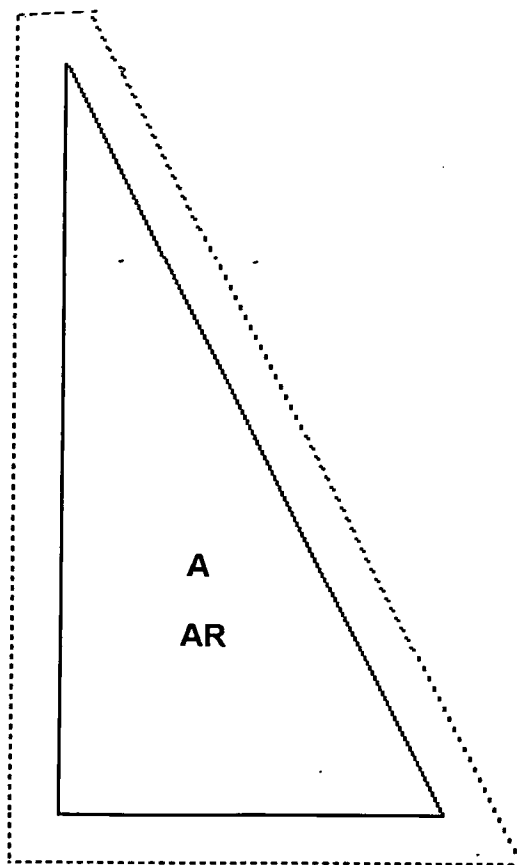
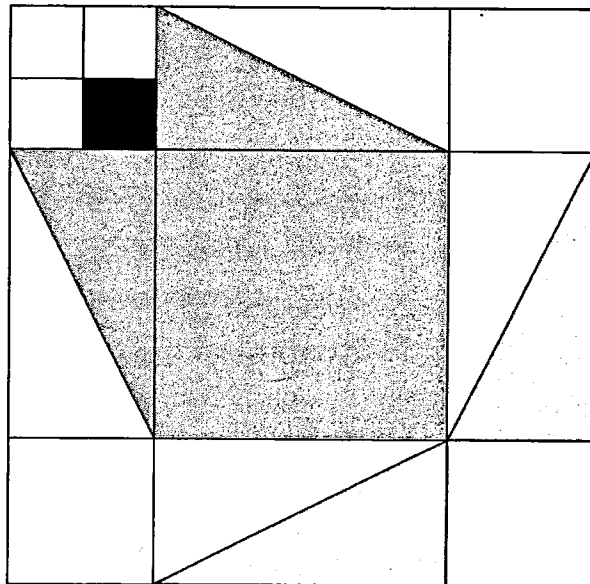
Bud - 1 $4\frac{1}{2}$ - inch square
1 each template A and AR

Bud Tip - 1 $\frac{1}{2}$ - inch square


Leaves - 1 each template A and AR

Background - 3 $1\frac{1}{2}$ - inch squares
3 $2\frac{1}{2}$ - inch squares
2 each template A and AR

Barbara Brackman in her "Encyclopedia of Pieced Quilt Patterns" attributes this block to the "Kansas City Star", 1932. She also shows a Nancy Cabot block of 1934 and 1936 called "Pink Magnolias" or "Magnolia Bud." Four buds are set together with their leaves touching and forming a four-pointed "star" shape in the center of the block.



Guild Web Page Address:
<http://www.coastalquilters.org>



This Month:

Jan 11 Thursday - Guild Mtg, 7:00pm,
St. Andrew's Church Program speaker: Ruth McDowell

Jan 11 & 12 Workshop: "Pieced Flowers"
with Ruth McDowell

Jan 13 Saturday workshop -
"Planning for Piecing" with Ruth McDowell

Jan 18 Thursday - Guild Board Mtg. 7:00pm,
Samarkand Craft Room

Jan 26 Friday - Coast Lines deadline for



Re-MEMBER: Membership dues . . .

New members are welcome too! Memberships are yearly for new members and renewals Memberships may be added throughout the year. Mail membership form (see page 10, this issue) with check or money order for \$25 to: Coastal Quilters Guild, Inc., P.O. Box 6341, Santa Barbara, CA 93106

Attn: Membership

Dues support the many functions of our guild. Thanks.

Guest fee: \$5.00

Coast Lines Newsletter

This is a monthly publication. The deadline is the fourth Friday of the month, unless otherwise noted in the newsletter. Send articles to:
Lynn Laughrin 1224 E. Mason, #B,
Santa Barbara, CA 93103
radish@gte.net

Membership

Guild meetings are held on the second Thursday of each month at 7:00 p.m. at St. Andrew's Presbyterian Church, 4575-Auhay, Goleta, CA.

Please carpool, parking is somewhat limited. Coastal Quilter's Guild of Santa Barbara and Goleta is a non profit, educational and charitable organization. It is the purpose of the Guild to educate its members about the history and preservation of the art form of quilt making and its related topics. Also to learn new techniques, improve skills and to inform the community at large about our quilt making heritage.

Coastal Quilters Guild
P.O. Box 6341
Santa Barbara, California
93160

NON PROFIT ORG.
U.S. POSTAGE
PAID
Santa Barbara, CA
Permit No. 688

2001
A Happy
New
Year!

