


Coast Lines



Volume 11

Newsletter for Coastal Quilters Guild of Santa Barbara and Goleta, Inc.

November 2001

NOW! FOR 2 DAYS ONLY

...Seen this month at Coastal Quilters Guild Program and Workshops....the one, the only, the incomparable MARY LOU WEIDMAN...in person. Teaching her unique, fun, personal appliqué techniques of colors, shapes, textures in "5 Easy Pieces." Don't miss this chance to see a star of quilting, sold out at Asilomar/Empty Spools Seminars - Mary Lou Wiedman!

See page 3 for Workshop details and Supply List...

COMING SOON.....MEMBERSHIP RENEWAL!
2002 is just around the corner.

This Month: Mary Lou Weidman

Author of several books on her unique story quilt style of design and technique, including a new one called 'Quilted Memories; Celebrations of Life'. Fri.& Sat, Nov. 9 & 10, 2001 "Five Easy Pieces" In this workshop, Mary Lou discusses color, fabric choices, value and

the idea of successful backgrounds for a wallhanging. From that basis she progresses to story, content and composition. This workshop changes students' ideas and moves them onto new avenues in quiltmaking and creative thinking. This class is a stretch for your imagination and creativity; it tickles the funny bone and touches the heart. Her website is www.marylou&company.com

Inside this issue:

President's Message	2
Mary Lou Wiedman	3
Library News	4
Opportunity Tickets	5
Holiday Faire, Marigold Quilt, Stocking	6
Upcoming Quilt Events American Quilt Group	7
Christmas Stocking Pattern	8 & 9
Officers & Chairs 2001 Challenge Results	10
Quilt Show 2002 Membership, Birthdays	11
Nomination, Highlights	12
Our Guild This Month October Door Prizes	13
Guild Challenge	14
Block of the Month	15
Membership Info. Address	16

SB CQG Opportunity Quilt
Drawing on December 13, 2001.
Sell Sell Sell those tickets

President's Message

The events of the past seven weeks have had an enormous impact on all of us. My brother was walking to an appointment near the World Trade Center that fateful Tuesday morning. He heard the first crash, saw the second crash, and had to run to escape the clouds of debris. Many of us have wanted to do something as a Guild to express our grief over the tragic events and support the survivors of the tragedy. We also want to acknowledge the heroism of so many. As you may know, Guild members are making a Remembrance Quilt using the Marigold block-of-the-month pattern that appeared in the September newsletter. The quilt will remain locally and will be donated to a worthy organization. Please see the article in this newsletter describing the project. You probably also know that Marty Frolli is coordinating the Little Flag

Quilts project for families and individuals affected by the events of September 11th, and this project has gained significant momentum. Both projects are described on our web page: <http://www.coastalquilters.org/>

The board has endorsed a project to make Christmas stockings for New Directions, a local non-profit organization that helps people with disabilities. The stockings will be like the ones we made two years ago for Transition House. So, you have the chance to volunteer your quilting and sewing skills in several different ways.

I hope you have the opportunity to soothe your soul and see some wonderful quilts at one of the several quilt shows in the coming weeks.

Quiltingly,
Diane

in the beginning

All quilters start out as beginners.
No one is born knowing how.
But all who would be good quilters
Should make this solemn vow:
I will buy only quality fabrics.
I will keep clean my sewing machine.
I will help my fellow quilters
Be they 80 or 17.
I will carefully follow directions
That I am given in class
So that what I am trying to make
Will truly come to pass.


I will try never to feel guilty
About my stash or my UFOs;
These are part of the quilting mystique
As every quilter knows.
Above all, I will embrace
The joys that quilting imparts
Of friendship, fun and sharing
That cheers and fills our hearts.
And when I am no more a beginner
I will not hold in disdain
Those who know less than I do.
Who knows what heights they may attain?

By Jacquie Scuitto

Mary Lou Weidman Workshop

"Five Easy Pieces"

Fri. & Sat., Nov. 9 & 10, 2001



9 am. – 3:30 pm.

Goleta Valley Community Center
5679 Hollister Ave., Goleta CA

In this workshop, Mary Lou discusses color, fabric choices, value & the idea of successful backgrounds for a wallhanging. From that basis she progresses to story, content & composition. This workshop changes students' ideas & moves them onto new avenues in quilting & creative thinking. This is a class to stretch your imagination, & creativity; it tickles the funny bone & touches the heart.

Her website is www.marylou&company.com

Supply list

- Sewing machine (in good working order with spare needles)
- Sewing Kit – pins, thread, needles, scissors; anything a good quilter would need to sew with.
- Rotary Cutting Supplies – ruler, cutter & mat
- Freezer paper
- Pencil, paper, large eraser
- Gather some pictures of things you love, kids book illustrations are good, greeting cards, magazine photos, newspaper ads, a letter from a friend, a pin, a photo – images that will help you jump off with your “pride & joy” quilt.

Fabric

Background: 1 – 1 ½ yds. of light, light or dark, dark, no mediums. Preference is tone on tone, no solids; **light** sky blue, soft butter or any gold, soft clear green, clear color of any light shade (no grayed lavenders or grayed greens) or **darks** in solid black, tone on tone black, navy blue, burgandy, forest green, purple, teal, or anything dark. **Note:** you may have more than one color background but the rule is don't change value – for example, you could have all soft golds, honey colors & butter yellows & they would blend into the wallhanging well.

Others: Lots of variety of fabrics with colors you wish to work with. You will be doing piecing of the rows of backgrounds & will need 1/3 yd. cuts of a good variety of fabrics – your leftovers will be your story pieces. Bring at least 6 of these or 9 for variety & fun. Bring smaller pieces for the “things” in your piece, people, animals – think of hair (stripes), buildings (wood, textures), birds (feathers), bikini's (polka dots), flowers (fun bright fabrics & green for leaves). Look at the book Whimsies & Whynots for more ideas. Later you can add embellishments, but you can bring some buttons, lace, old jewelry or handkerchiefs for discussion.

Please plan to arrive by 8:45 to set up for the workshop. Coffee & tea are provided by the guild. Please bring a snack to share & either a sack lunch or you may choose to go out in the area. There will be a mid-day break. Questions? Call Kristin Otte, 683-4390.

Library News

Are you looking for new Christmas gift inspiration AT THAT PATCHWORK PLACE has new work by some favorite authors like Roxanne Carter, Mimi Dietrich and Vicki Garnas. There are more than a dozen projects including wall hangings, large lap quilts and bed quilts using paper piecing and appliqué, and as they say, a Christmas quilt has a way of magically filling a room with all the warmth and comfort the holidays have to offer.

That Patchwork Place also sent us their annual two-book donation for our library: **QUILTS FOR BOYS AND GIRLS** by Barbara Roberts has ten projects using hand, freezer paper, and fusible appliqué. There are boys and girls playing soccer, on skateboards, using in-line and ice skates, in a space ship and on bicycles. Lots of technique tips you may not have thought of are included. Designs are simple enough to offer an easy way to introduce kids to quilting, themselves.

SCRAPPY DUOS: COLOR RECIPES FOR QUILT BLOCKS by Donna Thomas presents twenty versatile block patterns that are cut in pairs since half-square triangles are used predominately and two blocks are cut from one set of prints. Donna wanted to avoid the muddy brown tone scrap quilts often get when all the prints are mixed together indiscriminately. Her plan is to showcase each print in the quilt by cutting all the pieces for one block from just one dark or medium print and one background print. Then, using a different light or dark print for subsequent blocks, each block still



shines in its own colors without becoming a brown mush. She says you can do a pair of blocks at a time until you have enough for a quilt and you don't have to collect all your scrap fabrics at once- a good method for busy people. Take a look at her sparkling examples.

Eleanor Burns follows the same idea in her new book on **BIRDS IN THE AIR**: one dark print and one lighter print for background. This book about one quilt design has a wonderful method to avoid the stretch that comes from bias making piecing perfect blocks difficult. Careful step-by-step photographs get you to that perfect block every time. Yardage requirements are given for birds and nests for quilts from wall hangings to king size quilts. But it is the piecing instruction that makes this book worth its weight in gold.

THREADPLAY with Libby Lehman on mastering machine embroidery techniques is in the library at the request of a member, but I can't remember whose request. Was it yours? **THREADPLAY** has everything from elaborate thread-embellished quilts with couching and ribbon illusions to basic machine quilting. Libby doesn't follow all the rules but she says she hasn't been caught by the quilt police yet for crossing over a line when she stipples, for instance. Non-traditional fabrics and threads are featured as well as her non-traditional methods.


Enjoy! Joyce Ball

THANK YOU FOR TAKING THE OPPORTUNITY!


Some dedicated Guild members have taken the Opportunity Quilt "on the road" this past month, from Carpinteria to Goleta, thereby giving a big boost to the sale of Opportunity Quilt tickets. A big thank you to Nola Ferguson for organizing the Guild's booth at the Avocado Festival and to Everett Ferguson, Marilyn Martin, Betty Kelley, Diane Eardley and Arla Wardell for helping to sell tickets during the Festival weekend. Another big thank you to Anne Braddock, Joann Conklin and Gladys Brown for taking the quilt and selling tickets at the Old Time Fiddlers Convention.

Approximately one-third of the Guild's members has turned in their raffle ticket stubs and money. Those of you who haven't yet done so, please try to return yours at the November meeting. Although stubs and money may be turned in as late as the December Guild meeting, when the drawing will occur, those who can turn them in before December are encouraged to do so. If you cannot attend the November Guild meeting, you may mail ticket stubs and payment to Cynthia Manzer or to the Guild P.O. Box; see the Guild Directory for those addresses.

If you would like to purchase or sell more than 12 tickets, there will be extra tickets (and envelopes) available at the November Guild meeting; or, you may call Cynthia Manzer at 687-0657 to obtain additional tickets. If you do not live in the Santa Barbara area, you may send payment and address labels to Cynthia, and she will put the labels on the additional tickets you have purchased.



Coastal Quilters Discount
10% Off All Thread,
Accessories, and Notions



GRANT HOUSE
Sewing Machines

MAGNOLIA CENTER
Santa Barbara/Goleta 967-3680

A Pressing Tip:

Here's a cool way to take some heat off ironing time: Wash large pieces, 8 to 10 yards of fabric and dry it in the dryer until almost dry. Then fold the fabric and bag it in plastic. Place in the freezer. Press when convenient.

Holiday Faire


**Earl Warren Showgrounds
November 23,24,25**

All members of Coastal Quilter's bring your friends and come see us at the Holiday Faire.
All sellers are responsible for the Coastal Quilter's booth. Set-up day is November 20th at 10 O'clock. All will be called on to sell and demonstrate quilting techniques. When you

demonstrate, choose a technique you enjoy. There are two meetings at my home to define our jobs and get our schedules. Tuesday, Nov. 6th at 10 am and Wednesday, Nov. 7th at 7 pm. The more articles you make to sell, the more money you will earn. Please bring \$30 to pay for the Earl Warren Holiday Faire booth. See you Nov. 6 or 7 and Nov. 20th at the set-up time.

Evelyn Gorrendo

Marigold Remembrance Quilt



In remembrance of the tragic events of September 11, 2001, Coastal Quilters Guild is making a Remembrance Quilt to donate to a local organization. Guild members are making blocks for this quilt using the October Block-of-the-Month pattern found in the September newsletter and on the Guilds web page. If you download the pattern from the web page, you may need to resize it in a drawing program or on a copy machine to make sure that the block measures 6 ½ inches including seam allowances or 6 inches finished. The deadline for receipt of the blocks is November 15th so that the quilt can be finished in a timely manner. Bring the Remembrance blocks to the November meeting or mail to Diane Eardley, 618 Miramonte Dr., Santa Barbara, CA, 93109.



Christmas Stockings



The Guild has been invited to make Christmas stockings for New Directions, which is an organization that provides vacation travel and special education exchange programs for people with developmental disabilities. The stockings will be distributed at their annual holiday party, and the board has decided to support the request from this local non-profit. We will use the pattern that we used two years ago when we made stockings for Transition House. The only difference is that New Directions would like to have the stockings personalized with first names of the recipients. There will be a list of names at the guild meeting, and you may apply the name either with embroidery, a permanent marker, or any other method you choose. A representative from New Directions will attend our December meeting to receive the stockings, but you are welcome to turn them earlier. So, let your imagination loose and start thinking about a design for your stocking. If you have any questions, call Diane at 963-8321 or e-mail her at eardley@lifesci.ucsb.edu

Upcoming Quilt Events

NEW NOV 2-3: Fallbrook Quilt Guild Quilt Show, "Quilts in the Country"

10-4, Presbyterian Church, 463 S. Stage Coach Lane, Fallbrook, Infor: (760) 728-9351

NOV 10: Santa Clarita Valley Quilt Guild Show, "It's Not Just Your

Grandmother's Hope Chest!" 10-4, Santa Clarita Valley Sports Complex, from the 5 (Valencia Blvd becomes Soledad Canyon) or from the 15 (Via Princessa to White's Canyon to Soledad Canyon), turn at the Home Depot and follow our signs up the hill.

NOV 17: Wearable Arts Connection presents Tim Harding, Internationally

know Fiber Artist and Fashion Show of WAC 2001 Challenge: "Breastplates vs. Hats: Protection for the Warrior Woman. Location & Time; TBA

NOV. 17-18 Central Coast Quilters Quilt Festival X at the South County Regional Center, 800 West Branch, Arroyo Grande. Infor: (805) 489-6046

NOV 17-18: Camarillo Quilt Guild Show: Infor: Joan Olson (805) 482-4109

DEC 8: Wrightwood Holiday Home Tour, 12-4. Quilts hung in four Mountain Homes. Advance tickets, Send SASE to Pine Needles Quilt Guild, P.O.

Box 2800, Wrightwood, CA 92397. Boutique at Community Bldg. behind Antelope Valley Bank at Hwy 2 & Park St.

JAN 2002: SCCQG Mtg. Topic Opportunity quilts and guild fund raisers.

JAN 17-20: Road to California Quilters Conference & Showcase. Infor: info@road2CA.com or (877) 762-3222

American Quilt Study Group


Do old quilts talk to you? Do you want to know more about quilt history? Then read this!

This site tells you everything you need to know about the American Quilt Study Group, an organization that will help you learn about old quilts and their stories. The American Quilt Study Group encourages, presents, and preserves research on quiltmakers, quilts and quilting.


The word "group" is misleading if it makes you think small because we are a BIG group! Founded in 1980, we have over 1000 members from the United States and seventeen other countries. Membership is comprised of traditional and contemporary quilt artists, quilt lovers, historians, researchers, collectors, dealers, folklorists, authors, museum curators, quilt appraisers, and students of women's studies.

Sally Garoutte, founder of the organization, lived in Mill Valley, California. The organization began as a small gathering of quilt historians seated at Sally's kitchen table and has grown into a unique and highly respected international organization.

To find out more or to join go to:
[http--quilt.com-History-AmericanQuiltStudyGroup.html](http://quilt.com-History-AmericanQuiltStudyGroup.html)



If you wish, extend length 2-3 inches →



Christmas Stockings for *New Directions*

The Guild has been invited to make Christmas stockings for *New Directions*, a local non-profit organization. The stockings will be filled with small gifts and given to participants at their annual Christmas party in December. They would like to have as many as possible, so we would like to set a goal of every Guild member making at least one stocking. *New Directions* has asked that the stockings be fairly uniform in size and that the stocking be personalized with the name of a recipient. There will be a list of names at the October meeting, and the name can be applied with embroidery, permanent marker, or any other method you choose. Drawn on this page is a pattern for a stocking, but you may use your own pattern of approximately the same size. Decorate and embellish with Christmas designs as you desire. Materials are your choice.

We need to have the stockings by the December Guild meeting, but we encourage you to start planning your stocking now. Any questions, call Diane Eardley at 963-8321 or e-mail anytime at eardley@lifesci.ucsb.edu

Fabric: 1/3 yd. for outside; 1/3 yd for lining

Seam Allowance: 1/4 inch

Outside:

- With right sides together, sew all around except at the top; clip curves
- Turn right side out; press

Lining:

- With right sides together sew around leaving a 4 inch opening in the foot; do not sew the top; clip curves
- Do not turn

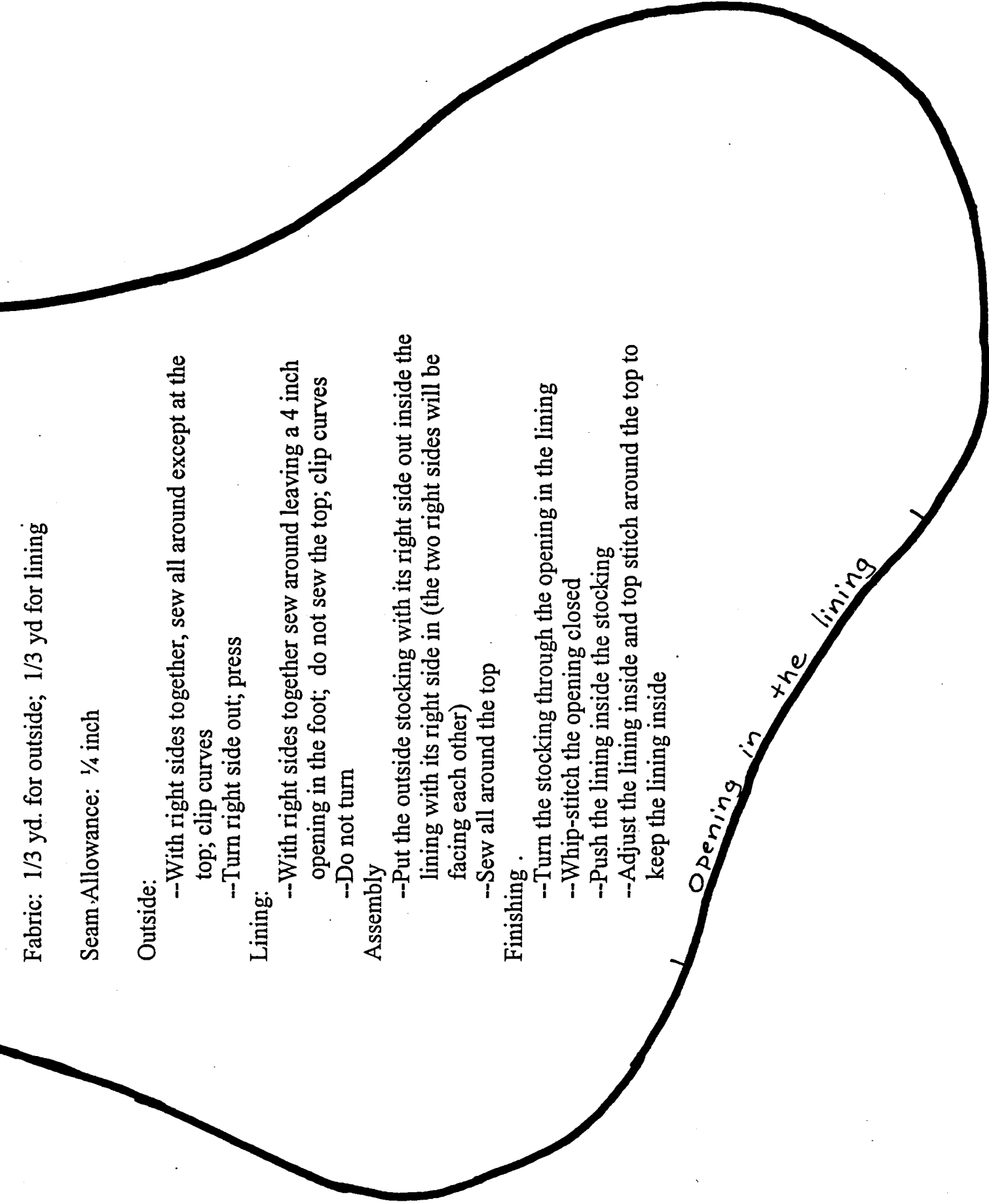
Assembly

- Put the outside stocking with its right side out inside the lining with its right side in (the two right sides will be facing each other)
- Sew all around the top

Finishing.

- Turn the stocking through the opening in the lining
- Whip-stitch the opening closed
- Push the lining inside the stocking
- Adjust the lining inside and top stitch around the top to keep the lining inside

Opening in the lining



OCTOBER CHALLENGE

RESULTS And the winners are . . .

There were 20 exceptional quilts entered in the Mariner's Compass Quilt Challenge last month. Even though the voting process was streamlined - it was still difficult to choose a winner. The following quilts were voted as 1st and 2nd place winners in 6 categories:

Best Wearable or Other

1st Place: Diane Eardley for her bag "Charmed Path"

2nd Place: Joyce Antrim-Sos for her pillow "Mariner's Compass Pillow"

Most Humorous

1st Place: Michelle Peerson for "Compass por le Bain"

2nd Place: Isabel Downs for "Urchin Feast"

Best Traditional Design

1st Place: Linda Hanna for "A Mariner's Compass in the Middle of the Storm"

2nd Place: Linda Estrada for "Crouching Compass, Hidden Fabric"

Best Contemporary Design


1st Place: Isabel Downs for "Urchin Feast"

2nd Place: Judy Rys for "Starry Night"

Best Interpretation of Theme

1st Place: Judy Stanton for "Coming to America"

2nd Place: Peggy Ann Beavers for "A Quilter's Voyage"



Overall Favorite:

1st Place: Isabel Downs for "Urchin Feast"

2nd Place: Judy Rys for "Starry Night"

Thank you to all who took the time to enter a quilt. 1st Place Winners received a \$25 gift certificate from both Blue Island Quilts and Betty's Fabrics. 2nd Place Winners received a \$25 gift certificate from Grant House Sewing Machines. All participants received a Mariner's Compass lapel pin. Marty Frolli was given a lapel pin as an "honorary participant". Marty

Officers and Committee Chairs - 2001

President - Diane Eardley 963-8321

Programs - Norah McMeeking 962-8511

Workshops - Kristin Otte 683-4390

Future Programs - Robin Ruge 966-5882

Recording Secretary - Margaret Dear

Corresponding Secretary -

Evelyn Gorrindo 687-2170

Treasurer - Michelle Peerson 681-9556

Parliamentarian - Ranell Hansen 684-7042

Block of the Month - Betty Kelley 687-1443

Challenge Quilts - Karen Pickford 967-9588

Community Projects - Liz Turner 967-0741

Newsletter Editor - Lynn Laughrin 962-6401

Newsletter Layout - Marlene Pearson 563-8080

Newsletter Printing - B & B Copy Factory 564-1683

Newsletter Distribution - Gladys Brown 964-2471

Door Prizes - Susan McIntosh 685-6535

Historian - Betty Libbert 687-5128

Librarians - Joyce Ball 964-0144

& Marilyn Martin 967-6821

Membership - Jan Beckert 682-8222

Refreshments - Jean Macmillan 964-2060

& Nedra Ireland 967-0965

Satellite Groups - Janet Berlin 968-4933

So.CA.Quilt Guilds Rep. - Sue Scholl 683-8874

Special Events - Anne Braddock 687-4228

Telephone Committee - Wanda Livernois 962-4247

2001 Opportunity Quilt - June Gerrard 961-9775

Opportunity Tickets - Cynthia Manzer 687-0657

Public Relations - Desiree Cook 967-2035

Scholarships - Nola Ferguson 684-5665

Welcome Committee - Joanne Coulter 683-9491

has almost always entered a quilt in the challenge, but took on a bigger challenge this year in organizing the Little Flag Quilt Project.

Thank you, also, to the following businesses for their donations. **Blue Island Quilts:** \$75 in Gift Certificates **Betty's Fabrics:** \$75 in Gift Certificates. **Grant House Sewing Machines:** \$75 in Gift Certificates

Please be sure to **stop by** for a look the quilts entered will be on display at the Santa Barbara Maritime Museum from the Week of November 19th through the end of January, 2002. Helpers are needed to prepare signs (at the museum's facility) and hang the quilts. If you can help, please contact Karen Pickford at 967-9588 or PickKJ@aol.com.

Quilt Show 2002

Thanks to all of you who volunteered to help with the planning stage of our show. Our bank account has been opened, a contract has been signed with Earl Warren and letters have gone out to prospective vendors. All seems smooth.

At this point most of the planning positions are in place and as additional needs arise we will let you know. The one place we could use some more help is with publicity. The records from the last quilt show are excellent. There is a complete time line as to how to progress. Addresses and names for the media people are given and there are even computer discs from the last two shows to help in the process. We have a volunteer to work on the layout and design of the bookmarks, etc. What is needed is a detail person to follow through with information. If you, or you and a friend can help out with this please call or E mail Judy Stanton at 695-8828 or Judyquilter@home.com.
Thanks - Betty Kelley and Judy Stanton

Membership Renewal!

Annual membership renewals will be due January 1, 2002. Membership renewal forms will appear in the December newsletter, and are also available at the Membership table at Guild meetings. It is important that you fill out this form and return it along with your check. PLEASE, don't send in a check without a form. We get hundreds of renewals at the beginning of the year, and checks without forms get lost, make bookkeeping difficult, and contribute to errors in our mailing labels and Guild directory. A completed form keeps your listing up-to-date and makes everything run smoothly here in Membership Land. Thanks in advance for your help!

- Jan Beckert

November Birthdays

- 1: Peggy Gard, Cindy Lansing
- 2: Joan Watson
- 3: Claire Hemke
- 4: Adele Harrah
- 5: Leroy Adams, Judy Freeman
- 7: Bobbi Tacoma
- 9: Esther GLOver, Wanda Livernois
- 15: Carol Hamilton
- 20: Nedra Ireland, Nina La Voy
- 23: Cay Donohoe, Sharon Tangel
- 25: Penny Hoyt, Jane Vellis
- 27: Bev Waters
- 29: Margaret Siadal
- 30: Lois Hodges

October Birthdays

Sorry, you got left out last month!

- 2: Lynette Lishman
- 6: Charity Gourley
- 7: Patricia Shewczyk
- 9: Judy Rys
- 14: Ruth Kuykendall
Kristin Lewis
- 15: Roberta Goldenbee
Ellen Richardson
- 19: Peggy Beavers
Toni Percival
- 23: Arla Wardell
- 25: Joann Conklin
Diane Eardley
Evelyn Gorrindo
Sandy Hess
Kathy Laabs
- 26: Nola Ferguson
- 26: Maggie Godwin Steward
- 27: Suzy Carter
- 31: Joyce Berger



Nominations 2002

Hello Quilters.

Nominations this year has been a curious process. People seem willing to do the jobs associated with administering the guild but are reluctant to commit to those jobs dealing with the very core of our collective existence, quilting. Namely, no one has volunteered to do opportunity quilts. As a solution to this dilemma, and as a way to involve the entire membership in the opportunity quilt, the board has proposed A CONTEST.

Here is how it goes.

Anyone in the guild is eligible to submit a quilt design. The design should include a drawing of the entire quilt, and a drawing of the block. It can be scrappy or of a planned color scheme. It can be appliquéd, pieced, or a combination of techniques. The finished designs will be displayed at a guild meeting, and the membership will vote on their favorite by committing to make a block, or to work on the assembly or quilting.

Get your pencils sharpened or your computer programs booted up. Try combining traditional blocks in a non traditional way. Design a simple quilts in unusual colors. Let your creativity reign.

Designs may be turned in at the guild meetings in November and December, or mailed(regular or e-) to Ranell by December 31. We will have the entries at the January meeting for everyone to see.

Thanks for participating. *Ranell*

Meeting Heighlights

January Program

Reynola Pakusich from Bellingham WA will speak on "Color Challenges." Reynola, who comes from a long line of quilters, bases her work on traditional forms and techniques, uses contemporary fabrics from her ethnic and hand-dyed collection. Her talk discusses "color challenges", offering solutions and examples with many quilts.

January Workshops

Reynola believes that "your fabrics have a world of information to communicate to you." In her workshops she helps the student develop her listening skills in the subtle world of fabric interplay. In her workshops she gives you the opportunity to practice fabric communication skills that help you see the interplay and excitement that fabric colors, textures and values generate, as well as learn to listen, manage and develop that subtle interplay for your own quilts.

Fri., Jan. 11 "Fabric Play"

This one-day class demonstrates the process from that selected wonderful "theme" fabric, analyzing the support fabrics that make it work, suggesting types of blocks or quilt designs for the fabric run; and finally the value strategies of arranging into the quilt top. The participants will go through this same process with guidance of the teacher and interaction between quilters.

Sat., Jan. 12 "Serpentine Quilt"

This workshop is planned to help the quilter learn to machine piece two sizes of curves using a versatile block to form diagonal line or meandering paths. The class devotes much time to analyzing fabric choices, design composition and values.

Coastal Quilter's Guild Nominations 2002

Officers

President	Diane Eardley
Vice President Programs	
Vice President Future Programs	Robin Ruge
Recording Secretary	Penny Odom
Corresponding Secretary	Evelyn Gorrindo
Treasurer	Margaret Dear
Parliamentarian/Nominations	June Gerrard

Committee Chairs

Block of the month	Marcia Moore
Challenge	Ranell Hansen
Community Projects	Cynthia Manzer and Liz Turner
Coastline Editors	Olive Moreno and Marlene Pearson
Door Prizes	Linda Hanna and Judy Miller
Historian	Betty Libbert and Barbara Aspen
Librarians	Joe and Peggy Beavers
Membership	Toni Percival and Wanda Livernois
Newsletter Distribution	Joanne Conklin
Refreshments	Pat Stanovich and Penny Bridges
Satellite Groups	Nina La Voy
SCCG representative	Marty Lee
Telephone Committee	Judy Freeman
Public Relations	Desiree Cook
Scholarships	Nola Ferguson
Welcome Committee	Sandy Hess and Kristen Otte?
Quilt Show Chairs	Betty Kelley and Judy Stanton
Special Events	Isabel Downs?
Opportunity Quilt Tickets	Marilyn Martin?
2002 Opportunity Quilt	
2003 Opportunity Quilt	

There are still some positions available for 2002. Please call Ranell at 684-7042 before the next meeting if you are willing to serve. Your Quilt Guild Needs You!

October Door Prizes

1. Diane Moore, won "All Star Sampler" from **That Patchwork Place**. Also, needles, a tin for holding those needles, and a pin basting tool from **Grant House**.
2. Ingrid Bergere, a book, titled "Weekend Quilters", donated by **Ursula Dial**, and fat quarters, **Beverly's Fabrics**.
3. Michelle Peerson, a Lee Wards counted cross stitch kit and an abalone thimble.
4. Jan Beckart, metallic threads from **Grant House**.
5. Verna Smith, Christmas fabrics from **Betty's Fabrics**.
6. Ingrid Bergere, patriotic fabric and a \$10 gift certificate from **Heartwarmers of Ojai**.
7. Paula Raymond, a Rose Medallion wall quilt kit from **Nancy's Notions**.

Would the person who won
the small Gingher scissors in Sept.
please contact Connie Stone at: 966-6223


Pumpkin Pie



- 4 EGGS, SLIGHTLY BEATEN
- 1 CAN (29 OZ.) SOLID PACK PUMPKIN
- 1-1/2 CUPS SUGAR
- 1 TSP SALT
- 2 TSP CINNAMON
- 1 TSP GROUND GINGER
- 1/2 TSP GROUND CLOVES
- 3 CUPS (2-12 OZ. CANS) EVAPORATED MILK
- 2 - 9 INCH, DEEP DISH PIE CRUSTS

Combine ingredients in order given; Pour into pie crusts. Bake in Preheated 425F oven for 15 minutes. Reduce heat to 350F. and bake an additional 40 to 50 minutes or until knife inserted comes out clean.

Our Guild This Month & Reminders:



Nov 8 Guild Mtg. 7:00pm,
St. Andrew's Church.
* Program: Mary Lou Weidman,
guest speaker
* Election of 2002 Officers
* Wear name tags* Sign up for
refreshments for Dec. mtg. * Bring
Christmas Stockings for New Direc-
tions charity. (pattern on pages 8 &
9). Must have them before Dec.12th.
* Return library books
Nov. 6 at 10 am & Nov. 7 at 7 pm
Holiday Faire Sellers Meetings at
Evelyn Gorrendo's home.
Nov. 9 & 10 "Five easy Pieces"
Mary Lou Weidman Workshop,
Fri & Sat 9am - 3:30pm,
Goleta Valley Community Center
Nov 15 Board Meeting, 7:00pm,
Samarkand Craft Rm.
Nov.19 Newsletter deadline for
December issue. Please start early
so the holiday doesn't interfere.
e-mail radish@gte.net or call Lynn
962-6401

Ticket Sales:

Opportunity Quilt

Cynthia Manzer is handling the
Opportunity Quilt Ticket Sales. If you need
more tickets or have questions about the
tickets, call Cynthia at 987-0657.



The Little Flag Project Page

My goal for our guild is 300 flag quilts. To date we've made 196. We have quilters in 17 other states presently making quilts. We have contacted through mail and email quilters and quilt guilds in all of the 50 states. We hope to hear from them soon.

As a project we hope to send a minimum of 300 to DC and 400 to NY.

For 6 weeks, beginning Nov. 29 through January 3rd, on Thursdays, we'll be meeting at Blue Island Quilts from 10 am - 2 pm to make flags. Quilters can come to make a quilt or drop quilts off or pick up kits. Everyone welcome.

I'd like to acknowledge and thank 9 Santa Barbara quilters that are helping to keep the Little Flag Quilt Project running smoothly: Martha Adkins, Heather Georgakis, Zetta Hanna, Ky Easton, Vickie Mahan, Mary Markow, Judith Nybakken, Phyllis Pool and Liz Turner.

We've set a project deadline of March 31, 2002.


I'd like to thank members of the guild who have sent in donations to the project.

In Stitches,
Marty

Marty Frolli's "The Little Flag Quilt Project" made the paper. If you missed seeing it in the local section of the SB Newspress - Friday, October 19th. Check out newspress.com (click on the local section).

If you can help please contact Marty at: mafrolli@home.com

Dear Quilters,
We are in need of white or cream prints for the light stripes of the little flag quilts. Check your stash, please. If you have any that you wish to donate to the project, please call Judith Nybakken (she's making up the kits) or drop it off to me at class.



News Flash

Marty Frolli has asked that no Little Flag quilts be sold at the boutique (under any conditions), so if you hear of anyone who might be thinking about doing so,

United We Stand

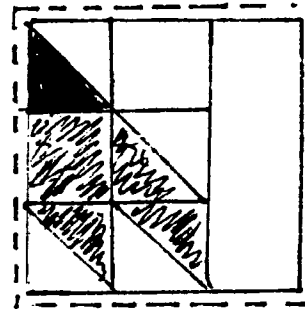
Anne's Christmas Cactus

Anne adapted a traditional pattern, Rosebud, to suggest the essence of a favorite local succulent that blooms at Christmas time.

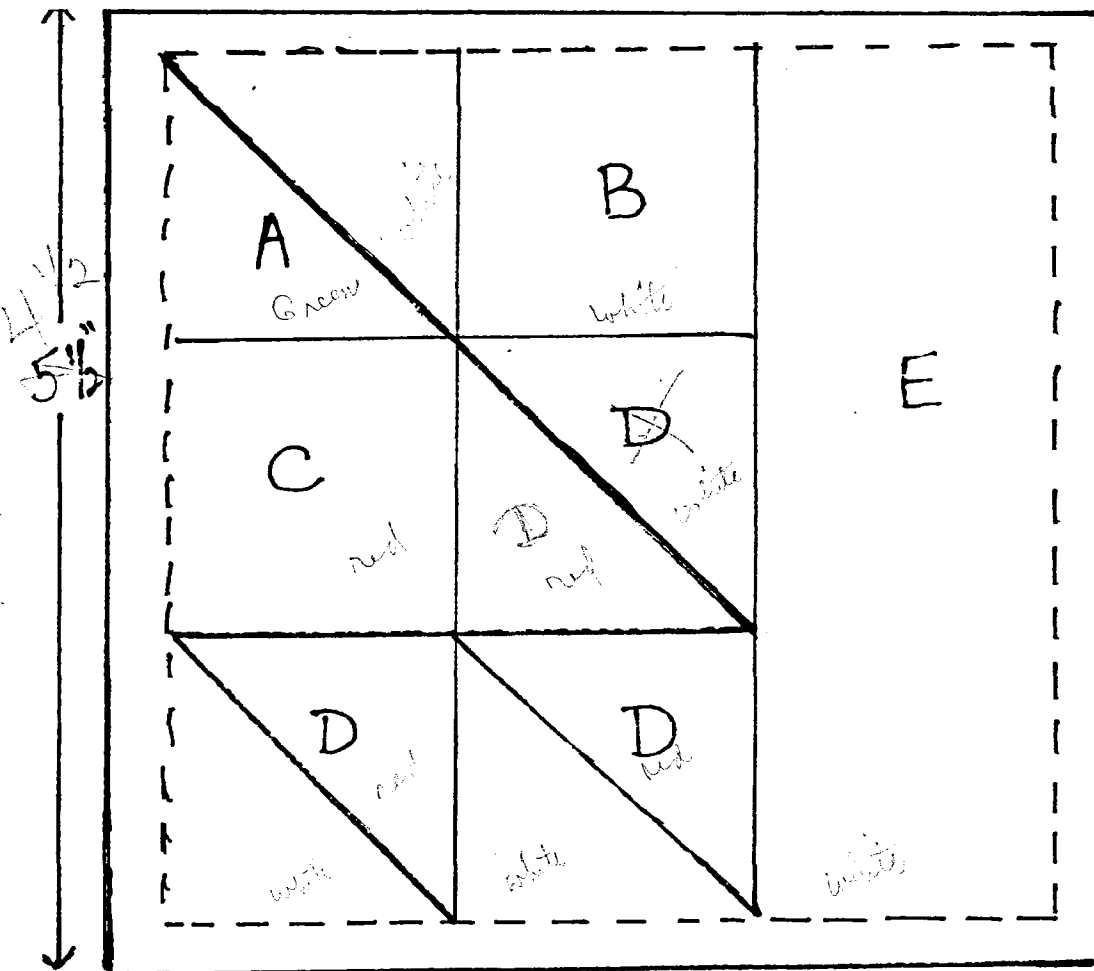

Make 4 units using the large diagram. For color, choose an off white background, green, with a touch of yellow for the leaves and red for the flowers. Use scant $\frac{1}{4}$ inch seams throughout and construct the half-square triangles by your favorite method or ask an experienced quilter for guidance if you need help. Rotate the units at the center and assemble the finished block. Block size is $9\frac{1}{2}$ inches unfinished.

*1 3/4" strip white
1 3/4" strip red
1 3/4" strip green
20" x 2" strip white*

4 units



finished block



A= 2" finished half square triangles. Make 4 from off white and green.

B= 2" unfinished square of off white. Cut 4

C= 2" unfinished square of red. Cut 4

D= 2" finished half square triangles of red and off white. Make 12

E= 2" x 5" unfinished strip of off white. Cut 4

Guild Web Page Address:

<http://www.coastalquilters.org>



This Month:

Nov 8 Guild Mtg. 7:00pm, St. Andrew's Church.

* Program: Mary Lou Weidman, guest speaker

* Election of 2002 Officers * Wear name tags* Sign up for refreshments for Dec. mtg. * Bring Christmas Stockings for New Directions charity. (pattern on pages 8 & 9). Must have them before Dec. 12th. * Return library books

Nov. 6 at 10 am & Nov. 7 at 7 pm Holiday Faire Sellers Meetings at Evelyn Garrendo's home.

Nov. 9 & 10 "Five easy Pieces" Mary Lou Weidman Workshop, Fri & Sat 9am - 3:30pm, Goleta Valley Community Center

Nov 15 Board Meeting, 7:00pm, Samarkand Craft Rm.

Nov. 19 Newsletter deadline for December issue.

Please start early so the holiday doesn't interfere.

e-mail radish@gte.net or call Lynn 962-6401

New Members and Membership Renewals

Memberships are yearly for new members and renewals. Memberships may be added throughout the year. Mail membership form with check or money order for \$25 to: Coastal Quilters Guild, Inc., P.O. Box 6341, Santa Barbara, CA 93106 Attn: Membership. Guest fee: \$5.00

Coast Lines Newsletter


This is a monthly publication. Newsletter articles will be accepted up until the 26th of Nov. for the Dec. issue. Send articles to: Lynn Laughrin 1224 E. Mason, #B, Santa Barbara, CA 93103 radish@gte.net

Membership

Guild meetings are held on the second Thursday of each month at 7:00 p.m. at St. Andrew's Presbyterian Church, 4575 Auhay, Goleta, CA.

Please carpool, parking is somewhat limited. Coastal Quilter's Guild of Santa Barbara and Goleta is a non-profit, educational and charitable organization. It is the purpose of the Guild to educate its members about the history and preservation of the art form of quilt making and its related topics.

Also to learn new techniques, improve skills and to inform the community at large about our quilt making heritage.



*Coastal
Quilters Guild, Inc. of Santa Barbara and Goleta, California*

P.O. Box 6341, Santa Barbara, California 93160

NON PROFIT ORG.
U.S. POSTAGE
PAID
Santa Barbara, CA
Permit No. 688