


CoastLines



Volume 12

Newsletter for Coastal Quilters Guild of Santa Barbara and Goleta, Inc.

December 2002

This Month:


December Meeting

It's our last meeting of the year and we have planned a special program to celebrate the Holiday Season. Please come, bring refreshments to share, and your "green" fabric to exchange.

Green Fabric Exchange:

Think holly, pine trees, leaves, stems....holidays or any time, green is the color of life and wouldn't it be nice to have lots of different choices when making your quilt? Wash and iron your green fabric, then cut it into 6" squares. Bring as many as you would like to take back home (1 yd of 45" fabric would give you as many as 42 squares). We will mingle and exchange our squares during the break. See you at the December meeting!

Enclosed in this issue is our schedule of programs for 2003. Keep this handy so you can plan to attend these great lectures and workshops. We will need hostesses and drivers for our guest speakers and will be asking for volunteers.



UPCOMING Meetings

2003 Looking Ahead:

January: The lively and energetic Sharyn Craig will be our first speaker of the year. She has written a number of books including her newest book, "Setting Solutions." She is a traditional quilter best known for her ability to inspire and encourage students, as she has done throughout the US and abroad.
www.sharyncraig.com.

February: Philomena Durcan introduced Celtic design to the quilt world in 1980 with her book "Celtic Quilt Designs". Since then she has lectured and exhibited her elegant designs throughout the world. She will share the history of the Celtic art that inspires her work as well as her techniques. www.celticquilts.com.

March: We are very fortunate to have Jean Ray Laury as our guest this month. She made her first quilt in 1956 and has been quilting and writing about quilting ever since. She was named one of the 88 Leaders of the Quilt World. Well known for her originality and ability to clarify and simplify every technique she teaches. She has written many books on quilting and surface design including the definitive "Imagery on Fabric". Her newest book is "The Photo Transfer Book". She will be teaching 2 days of surface design workshops. You won't want to miss this.
www.jeanraylaury.com

Inside this issue:

President's Message	2
November Door Prizes	
Sharyn Craig	3
Workshop Supply List	
Opportunity Quilts	4
Use This Needle	
2003 Guild Membership	5
Application Form	
Quilt Show P & L	6
Officers and Chairs	
Opportunity Quilts	
Our Guild This Month	7
Viewer's Choice Awards	
December Birthdays	
Community Quilts	8
Holiday Display	
Creative Stitchery Part 2	9
Philomena Durcan	10
Winter Adult Ed	
Block of the Month	11
Membership Info.	12



President's Message:

Dear Quilters:

I want to thank all of you for the opportunity to serve as President of Coastal Quilters Guild for the past two years. It has been a very rewarding experience, and there are many memories that I will treasure for years to come. I especially enjoyed getting to know so many of you and spending time with so many people who are dedicated to the world of quilting. I believe the high point of the two years was the Harvest of Colors quilt show this past October. I find it truly amazing that so many people worked together to make the show such a wonderful event. I am looking forward to a little more time to spend quilting, and the Guild will be part of my life for years to come.


We have an exciting meeting this month with the presentation of place mats to Meals on Wheels, the drawing for our Opportunity

Quilt, and our mystery guest. Don't forget to bring your 6-inch squares of green fabric if you would like to participate in the fabric exchange.

I am especially happy that Susan West will be the Guild President for 2003. She has a great set of board and committee members, so things are looking very bright for the New Year. We still need a person to handle tickets for the 2003 Opportunity Quilt, so let me know if you can help. I have the template for the tickets on my computer, so you will not need to be computer-savvy for this job.

Have a great holiday season, and be sure to find some treasured moments to spend quilting!

Diane



NOVEMBER DOOR PRIZES

Our lucky winners last month were:

Vickie Mahan
Verna Smith
Paulette Ley
Mary Ballard
Kathy Draine
Jane McMenammin
Angela Moll
Andrea Hoelter

Our wonderful door prize donors were:

Quilter's Resource
Quilter's Newsletter
Quilter's Dream
Quilter's Cupboard
Quilt Ventura
Princess Mirah
Nancy Snyder
JHB International
Heartwarmers (Ojai)
Creation Station (Buellton)

Sharyn Craig Workshop

“Northwind”

Friday, January 10, 2003

9 am. – 3:30 pm.

Goleta Valley Community Center
5679 Hollister Ave., Goleta CA

Triangle trading will start the workshop - a great way to get a variety of fabrics for a new scrap quilt. Once you have your assortment of light and dark triangles, we will work with a quick method for piecing the Northwind block. You will be encouraged to play with the block through coloration and pattern so each quilt will be unique.

Supply List

- Sewing Machine and Basic Sewing Supplies
- Rotary Cutter, Mat, Strip Cutting Ruler (6 X 12 is my favorite)
- Flannel, white or off white ... approx 1 yd. for a design wall
- **FABRIC:** For the trade you need to bring:
Twelve 9" squares of a light value print
Twelve 9" squares of a dark value print
Please make sure the fabric is 100% cotton, washed and ironed


***Bring additional squares for your own use in the workshop**, either to supplement what you get in the trade, or to use independently. Trading is NOT an option, it is a requirement; however, you may elect to work in different fabric than you receive in the trade. You can't have too much fabric so don't be conservative.

Please plan to arrive by 8:45 to set up for the workshop. Coffee & tea are provided by the guild. Please bring a snack to share & either a sack lunch or you may choose to go out in the area. There will be a mid-day break. Questions? Call Kristin Otte 683-4390.

Friday, January 10, 2003

Sharyn Craig Workshop – Northwind

The Northwind block is a traditional one that lends itself to scrap fabric. Students will trade fabric in this workshop to gain a variety of fabric and values to choose from. Sharyn will show us her slick, efficient, organized method of cutting and piecing triangles to create a variety of different blocks. She's come up with eight different blocks to select from, or you can design your own. Even quilters who have been previously intimidated by triangles find this workshop fun and freeing.



Use This Needle

Needle Type	Purpose/Usage
Universal	These all-purpose needles are for general sewing on both knit and woven fabrics. They are available in both American and European sizing. The larger the size number, the larger the needle diameter.
Ballpoint, Stretch, and Yellow Band	These are used for tightly constructed knits, such as nylon/Lycra swimwear and cotton/Lycra blends. The points on these needles are rounded, allowing the point to slide between the knit stitches. Normally blue or yellow shanked, they are available in size 75 (11) and 90 (14). These needles help prevent skipped stitches in these knit fabrics.
Denim	Ruggedly engineered to pierce dense fabrics such as
Leather	These needles are designed to be used with leather, not on any fabric or synthetic suedes. The cutting point is a knife-edge. Typically a size 90 (14) is used.
Topstitching	These size 90 (14) needles have an extra-large eye to
Double or Twin	The most popular specialty needles, these give per-
Metafil Embroidery	These needles are specially designed to be used with your metallic embroidery threads. The two brands that I am aware of are Madeira and Sullivans. They are available as single and twin needles. Sizes are typically 80 (12)/4.0 mm for twin and Metallic 40, 15, and 12. The eye of the needle is finished with a Teflon coating which helps the metallic threads to slip easily through and be less likely to fray.
Microtex Sharp Needle	These needles are specially designed to be used with the new micro fiber fabrics. With an extremely fine, sharp point, these needles penetrate the fiber much more cleanly than a Universal Sharp. They range in size from a 60 (8) to an 80 (12).

Fabric-isms

A corduroy road
 Button hole it
 Bust your buttons
 Button your lip
 Chiffon pie
 Clothes horse

Computer interface
 Cut from the same cloth
 Dressed to the nine
 Get fleeced
 Hanging by a thread
 Hot under the collar
 Off the cuff
 Personality of a wet dish rag



Pull the wool over your eyes
 Rag Time
 Ruffle you feathers
 Smooth as silk
 Snap out of it
 Spin a yarn
 The velvet touch
 Wear your heart on your sleeve


COASTAL QUILTERS GUILD

2003 MEMBERSHIP APPLICATION

Annual Guild membership runs from January 1 through December 31. To renew your Guild membership for the calendar year 2003, or to join the Coastal Quilters Guild, please complete this application form and attach it to your check for \$25.00 annual dues. This form **MUST** accompany your check!

You may bring your completed form and payment to any Guild meeting and bring it to the MEMBERSHIP TABLE (table near entrance), or mail your form and check to:

 Wanda Livernois, 533 Brinkerhoff Ave., Santa Barbara, CA, 93101 

 To receive the FEBRUARY NEWSLETTER, your application must be received by JANUARY 20!

 To have your NAME AND ADDRESS IN THE GUILD DIRECTORY, your application must be received by FEBRUARY 20!

Please PRINT clearly! If the information is the same as in the 2002 directory, just write "Same" (except for your Name!)

Renewal New Member

Name: _____
(LAST) (FIRST)

Address: _____

City: _____ State: _____ Zip: _____

Home phone: _____ Work phone (optional): _____

E-mail (optional): _____

Birthday (Month/Day): _____

**PLEASE MAKE YOUR \$25.00 CHECK PAYABLE TO:
COASTAL QUILTERS GUILD, INC.**

Our members are our most important resource! Please check any that apply.


- Would enjoy writing short articles for newsletter
- Have computer skills in: Word processing Database Graphics
- Can host a guest speaker occasionally
- Willing to help at special events (Fair, Stow House, Avocado Festival, etc.)
- Other _____

Membership committee record only: Date payment rec'd: _____ Check # _____ Cash

LAST CHANCE! OPPORTUNITY QUILT TICKETS!

The December 12th meeting will be your last chance to turn in money and stubs, or buy additional raffle tickets. The winning ticket will be drawn at the meeting. There are still about 150 members that have not responded. If you are not sure if you have turned in your money and stubs, please call Marilyn Martin, 967-6821, and she will be happy to check for you.


Don't miss out on the chance to win this magnificent quilt!




The
Opportunity
Quilt
benefits
the Coastal
Quilters'
Guild
Scholarship
Fund.

**You Know You're a
Quilter When...**

-The stars in your eyes have
points meeting in the center.



Coastal Quilters Harvest of Colors 2002	
INCOME	
Boutique Income	\$3,903.25
Ticket Sales	11,145.00
Vendor Fee Income	11,850.50
Vendor Refunds	(150.00)
Commission from book sales	100.00
Dinner Income	(628.66)
TOTAL INCOME	\$26,220.09
EXPENSES	
Acquisitions	\$252.22
Banners	646.50
Boutique Expense	181.47
Boutique Sales	3,074.79
Catalog	524.94
Display	267.80
Facility	5,840.00
Frames & Drapes	3,212.94
Judging	430.02
Miscellaneous	16.25
Publicity	2,050.78
Sales tax	302.50
Signage	31.67
Vendor Expense	95.66
TOTAL EXPENSES	\$16,927.54
NET PROFIT	\$9,292.55



GRANT HOUSE

SEWING MACHINES

Magnolia Center

5152-A Hollister

967- 3680

December Birthdays

- 02 Nancy Miller
- 04 Debbie Patelzick
- 05 Olive Moreno
- 06 Susan Carty
- 06 Amy Mitchell
- 10 Lupe Dwyer
- 12 Sue Scholl
- 21 Diana Iler
- 23 Carol Boyce
- 23 Ranell Hansen
- 24 Penny Odom
- 25 Mariel Hawel
- 27 Dundie Schulte
- 27 Joanna Taylor
- 28 Monica Orozco

Our Guild This Month:

- Dec. 12** Guild Mtg. 7 pm, **St. Andrew's Church.** Our last meeting of the year with a special program planned to celebrate the Holiday Season. Please come, bring refreshments to share, and your "green" fabric to exchange. *Wear name tags
*Sign up for refreshments for January meeting.
*Return books.
- Dec. 19** Board Meeting
- Dec. 23** Newsletter deadline for January issue.

2002 Harvest of Colors Quilt Show Viewers' Choice Winners

The following quiltmakers were awarded their Viewers' Choice awards at the November meeting of the Coastal Quilters Guild:

Wearable Art: **Robin Ruge** for her *Silk and Wool Jacket*.

Challenge Quilt: **Barbara Franklin** for *Chicken Little*.

Overall Viewers' Choice: **Linda Cassirer** for *Grecian Rhapsody*

Special Award: **Ellen Heck** for *Nature's Symphony*.

UNKNOWN BIRTHDAYS

- Harriet Berk
- Melody Bollay
- Mary Bursek
- Sharon A. Clarke
- Nisha Dawson
- Teresa DeWitt
- Karen Freegard
- Nancy Frick
- Eleanor Gribbin
- Andrea Hoelter
- Karen Homan
- Barbara Hynes
- Mary Main
- Shirley Ofria
- Mai Phuong
- Judith Segel
- Julie Shulem
- Marilyn Weal



COMMUNITY QUILTS Placemat Mania to end December 12th

Wow! We have over 150 placemats for Meals-on-Wheels as of the November meeting! Since almost 50 pieces of batting were picked up at that meeting, we expect to have close to 200 placemats to present on December 12th. Your creative efforts will brighten the holiday season for many ill and elderly people this year. Thanks for your enthusiastic support of this community quilts project. Happy Holidays to all you generous and creative Guild members!

COOL SITES



Contemporary Cloth

Specializing in unique art cloth, geometric, abstract and atomic/retro designs.
<http://www.contemporarycloth.com>

Cozy Kitten Quilts

Specializing in 1930's reproduction fabrics, kits, patterns and books.
<http://www.cozykittenquilts.com>

Forget-me-not Studios

Take quilting classes without leaving home.

Officers and Committee Chairs - 2003



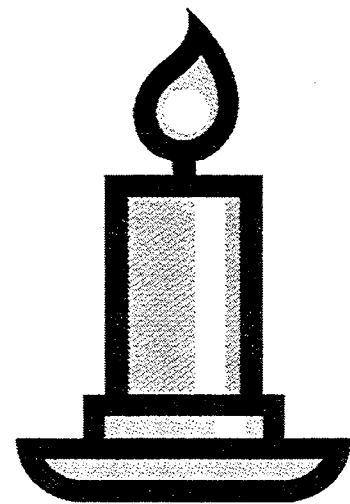
- President**—Susan West
- Vice President Current Programs**—Angela Moll
- Vice President Future Programs**—Robin Ruge
- Workshops**—Nancy King, Betty Kelley
- Recording Secretary**—Penny Odom
- Corresponding Secretary**—Judy Stanton
- Treasurer**—Margaret Dear
- Parliamentarian**—Joyce Ball
- Block of the Month**—Jan Beckert, Marlene Pearson
- Challenge**—Sandy Wilmot, Karin Cooper
- Community Projects**—Cynthia Manzer, Kathy Laabs
- Coastline Editors**—Susan Carty, Marlene Pearson
- Door Prizes**—Marilyn Blomstrand, Barbara Gregoire, Susan Palmer
- Historian**—Betty Libbert, Doris Gilman (photographer)
- Librarians**—Laura Nanna, Nola Ferguson, Arla Wardell
- Membership**—Wanda Livernois, Diane Eardley
- Newsletter Distribution**—Joann Conklin, Marilyn Martin
- Refreshments**—Mary Deweese, Linda Estrada
- Satellite Groups**—Norah McMeeking
- S.C.C.G. Representative**—Pat Masterson
- Special Events**—Lynn Laughrin, Joann Conklin
- Telephone Committee**—Judy Freeman
- 2002 Opportunity Quilt**—Wanda Livernois, Lena Scharfeld
- Future Opportunity Quilt**—Kristin Otte
- Opportunity Tickets**—
- Public Relations**—
- Scholarships**—Nola Ferguson
- Welcome Committee**—Erma Sheaha, Pat Shewczyk, Michelle Garbarino

INSPIRED IMAGES

Early 20th Century Quilt Designs

The Museum of History and Art
225 S. Euclid Ave., Ontario, CA (909) 983-3198
November 20, 2002 - February 2, 2003

Featuring the work of Marie Webster, Anne Champe Orr, Ruby Short McKim, Hubert ver Mehren, Eveline Foland and the *Kansas City Star*, Mountain Mist Patterns, and Elizabeth Sanderson, this exhibit highlights quilts designed and made in the 1920s and 1930s. Beverly Dunivent of Olympia, Washington, is the Guest Curator and quilt expert who illustrates how quilting became the social and decorative arts pastime of this era.



The simplest possible

CREATIVE STITCHERY

Part 2

by Jean Ray Laury

(First printed in House Beautiful, January 1960, and reprinted here with the permission of the author, this is the very first article that she wrote—and it has now been followed by 25 books and countless more articles. Part one was in the November newsletter, and two more parts will appear in January and February. Jean Ray Laury is the speaker



I can offer no rules on how to work. You see things differently from the way I do. We react differently and express ourselves differently. It is these differences at the heart of our work that make it personal and expressive. If you bring deep feelings, a sense of values, and craftsmanship into your work, you cannot help but be original. It is the inevitable by-product of these things.

There is a frantic attempt by many people to be “original” at all costs. So much emphasis is given to originality that the creative becomes confused with the novel. And that thing that was novel soon becomes a cliché. The most common materials can become works of art if the ideas and the execution are expressed creatively.

Good craftsmanship is an essential on my list. A hastily done piece will always look like a hastily done piece. Sloppiness and novel effects are not virtues, even if they pass at first for “original.” If you


enjoy the materials you work with, and you value your time and your idea, the craftsmanship will grow out of this.

I work within the limitations of certain materials, preferring to appliqué with cottons, using either cottons or woolens for the backing panels. I like the clear fresh brightness of cottons, and the crisp edges resulting when they are worked. I do not like to work with a non-woven fabric such as felt or pella, though you may find that you prefer them in your own work.

I feel the need of consistency; it is part of the order I wish to achieve. Perhaps for you this would be restrictive. I am not suggesting that your limitations be like mine. Your own will grow out of your work. Whatever materials you choose to use, there must be sound craftsmanship and honest artistic expression.

I begin work from imagination—not from drawings or plans, nor from nature. If I am doing a tree, I cannot look at a tree and begin. There is too much to see and it is overwhelming. Sometimes I can shut my eyes and visualize just the essentials that I wish to use. Then I cut the fabrics. Color, form, and idea merge as one.

Sometimes I cut pods in half, or I slice through a Brussels sprout or a berry and the cross-sections are beautiful. Occasionally these will prompt sketches to help me remember. My sketch is not copied from the seed that inspired it, nor do I ever try to copy the sketch in an appliqué.



To be continued in the January newsletter ...

February Workshop




February 14, 2003

Philomena Durcan
"A Celtic Garden"

Based on her 1995
book, "A Celtic
Garden," this
workshop covers
basic Celtic Bias

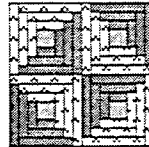
Appliqué plus floral patterns. Students
will learn to manipulate the texture of
florals and the varied hues of hand-dyed
fabrics to create beautiful 3-dimensional
effects. Class topics include color
shading, color complements, floral
arrangement, tools, creating quilt design,
and framing.

Philomena's web site is
<http://www.celticquilts.com> where you
can check out her books, some of her
designs, and look at photos of her quilts.
Good stuff!



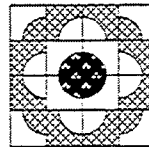
W I N T E R

Adult Education 11 week Winter term.
Begins Monday January 6th.




Beginning Quiltmaking

A course for those who have never
quilted and for those who want to
sharpen their basic skills. Learn the
fundamentals of quiltmaking while
constructing a small sampler quilt.
Covers traditional and contemporary
techniques of piecing, appliqué and
quilting.




Marty Frolli

Jan. 6, 9 Mondays, 9 am-noon
Room 2, Wake Center, \$10 Fee



Small Amish Quilts

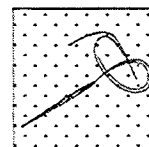
Discover the charm of plain and simple
Amish quilts and the beauty of their
elegant quilting stitches. Join us as we
machine piece small traditional favorites,
including the Center Diamond and Split
Bars. In addition, you will learn to
draft and hand quilt a feathered wreath
and other graceful designs.



At least one course of *Beginning
Quiltmaking* or the equivalent required.

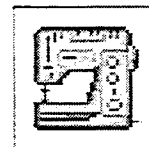
Marty Frolli

Jan. 8, 11 Wednesdays, 9 am-noon
Room 2, Wake Center, \$10 Fee



Quilter's Workshop

You'll enjoy three hours of uninterrupted
quilting bliss! Join friends in this non-
structured class to complete projects
from other quilting classes. Take
advantage of the large tables to baste
quilts or use the Bernina machines to do
some machine quilting.



At least one course of *Beginning
Quiltmaking* or the equivalent required.

Marty Frolli

Jan. 10, 10 Fridays, 9 am-noon
Room 2, Wake Center


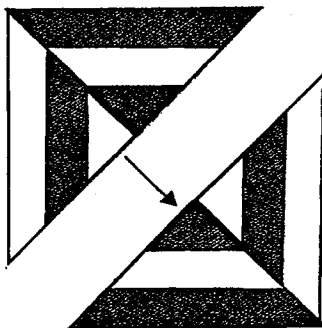
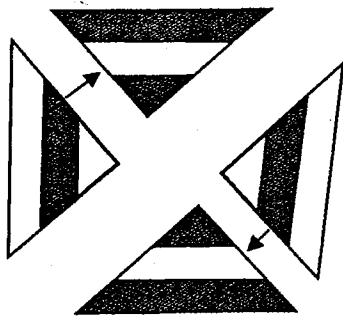


No class on the following days:

Monday	Jan 20th	King Holiday
Friday	Feb. 7th	Lincoln Holiday
Monday	Feb. 17	Washington Holiday

Block of the Month January 2003

French Country Blue and White — 4 X Variation

For full color instructions go to
www.quiltlogic.com
E-mail questions to Marlene at
quiltlogic@aol.com or call
563-8080



Assemble with
1/4 seams.

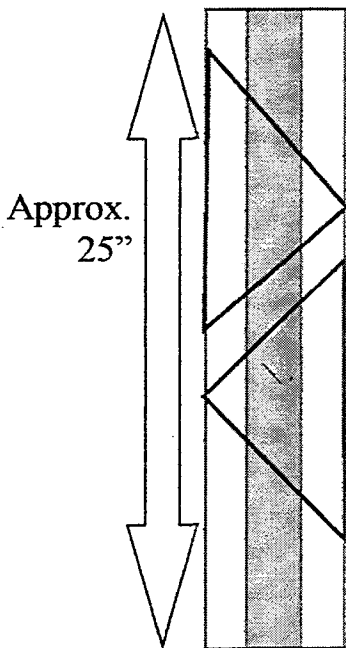
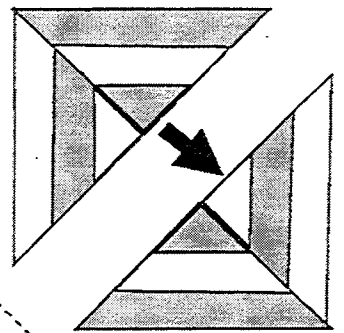
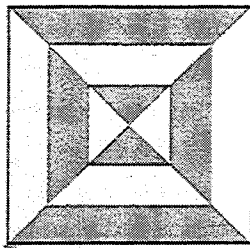

Any Blues and whites.
Piece 2 1/2" strips.
Cut into triangles from template.
Trim block to 12" x 12"

Block of the Month January 2003

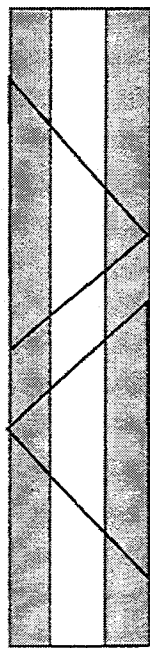
French Country Blue and White — 4 X Variation

For full color instruction go to
www.quiltlogic.com

E-mail question to Marlene at
quiltlogic@aol.com or call
563-8080



Cut
X 2




Cut
X 2

1/4 seams

Fabric: Any blues and whites.
Piece 2 1/2" strips about 25" long.
Alternate blue and white.
Cut into triangles from template.
Trim block to 12"x 12"

Guild Web Page Address:
<http://www.coastalquilters.org>



Coast Lines Newsletter

This is a monthly publication. Newsletter articles will be accepted up until the 23rd of December for the January issue. Send to Coastline Editor
Susan Kinnell Carty
4891 Frances Street,
Santa Barbara, CA 93111 susan@carty.com

This Month:

Dec. 12 Guild Mtg. 7 pm, St. Andrew's Church.
Our last meeting of the year with a special program planned to celebrate the Holiday Season. Please come, bring refreshments to share, and your "green" fabric to exchange.
*Wear name tags *Sign up for refreshments for January meeting. *Return books.
Dec. 19 Board Meeting 7 pm Craft Rm. Samarkand
Dec. 23 Newsletter deadline for **January** issue.

Membership

Guild meetings are held on the second Thursday of each month at 7:00 p.m. at St. Andrew's Presbyterian Church, 4575 Auhay, Goleta, CA.
Please carpool, parking is somewhat limited. Coastal Quilter's Guild of Santa Barbara and Goleta is a non-profit, educational and charitable organization. It is the purpose of the Guild to educate its members about the history and preservation of the art form of quilt making and its related topics. Also to learn new techniques, improve skills and to inform the community at large about our quilt making heritage.

New Members and Membership Renewals

Memberships are yearly for new members and renewals. Memberships may be added throughout the year. Mail membership form with check or money order for \$25 to: Coastal Quilters Guild, Inc., P.O. Box 6341, Santa Barbara, CA 93160
Attn: Membership

Guest fee: \$5.00

NON PROFIT ORG.
U.S. POSTAGE
PAID
Santa Barbara, CA
Permit No. 688

Coastal Quilters Guild
P.O. Box 6341
Santa Barbara, California
93160