

CoastLines



Volume 7


Newsletter for Coastal Quilters Guild of Santa Barbara and Goleta, Inc.

July 2003

July Speaker: Sue Nickels

Sue Nickels and her sister, Pat Holly, won the 1998 AQS Best of Show Award with "The Beatles Quilt." This wonderfully detailed appliqué quilt is completely machine made. Sue will present a slide lecture about what inspired them and how they took their ideas and transformed them into this fascinating quilt. Sue will show us the symbolism and the techniques used to make this tribute to the group and their music that touched a generation.

Sue comes to us from Ann Arbor, Michigan and has made many award-winning quilts. She has been teaching locally and nationally for 12 years, and is a master at machine appliqué and machine quilting. She is most inspired by antique folk art style appliqué. In her workshop she will work with students on techniques and patterns found in her book, *Machine Appliqué: A Sampler of Techniques*.



Silent Auction in August

One more call for volunteers to help run the silent auction *FUN*draiser we will have during our August meeting. If you have ideas on how to make this event run more smoothly and/or successfully, please call or e-mail Angela Moll at 683-6622 or angela@voneicken.com or Robin Ruge 966-5882 rruge@cox.net. Everyone, please start gathering all your wonderful fabrics, notions, batting, books/magazines etc. You might be tired of looking at it but you know, the rest of us quilters will swoop down on it like . . . quilters at a

fabric sale! Proceeds from our sale go to the Coastal Quilters Programs.

UPCOMING Meetings



August: Silent Auction to benefit our Guild Programs
September Freddy Moran is a popular teacher, lecturer and award winning quilt maker. You might have seen Freddy on the HGTV special "Artists in Residence" showcasing artists who "live their work". She makes wonderful quilts that abound with color, is the designer of a line of fabrics and author of "Freddy's Houses".
October CQG Challenge is no doubt our most popular program. Skill, creativity, and fun surface when our members each tackle the same design "problem". Attending members, friends and family are the jury in this friendly competition for prizes.

Inside this issue:

President's Message	2
Sue Nickels Workshop	3
Satellite Group Report	4
Challenge 2003! Door Prizes	5
Community Quilts Pincushions for you	6
Opportunity Quilt Avocado Festival September Speaker	7
Quilt Show 2004	8
Our Guild This Month Officers and Chairs	9
Fried Green Tomatoes	10
Block of the Month	11
Membership Info. Address	12

President's Message:

Summer is finally here. I know that many fellow quilters are traveling far and wide right now. I always look forward to hearing tales of travels to quilt shows and fabric stores across the country and beyond. Sometimes hearing these stories helps me plan my next vacation. Occasionally someone's travelogue saves me the trouble and expense of visiting a disappointing museum or show. My recent trip would be a thrill for anyone who loves contemporary quilts as I do.

On Memorial Day weekend my family and I were in Indianapolis, Indiana to attend the Indy 500 car race (perhaps not the greatest idea for a family trip since we all needed to wear earplugs, making it nearly impossible to converse). An important biennial exhibit of contemporary quilts also opened on Memorial Day weekend in Athens, Ohio. Ohio is right next to Indiana! I extended my trip by two days to see *Quilt National*.

After dropping my family at the airport I drove through beautiful farmland for several hours. It was good to be back in the Midwest. The 270 miles to Athens flew by.

New Members

Bender, Harriet

7569 Newport Dr., Goleta, CA 93117
968-2406

Powers, Sally

2665 Tallant RD-N276, Santa Barbara, CA
93105 569-2081 28-Oct
sally.powers@worldnet.att

I fought the urge to stop at the many flea markets and antique malls that were advertised along the freeway.

Quilt National is a juried exhibition presented at the Dairy Barn Southeastern Ohio Cultural Arts Center in Athens,

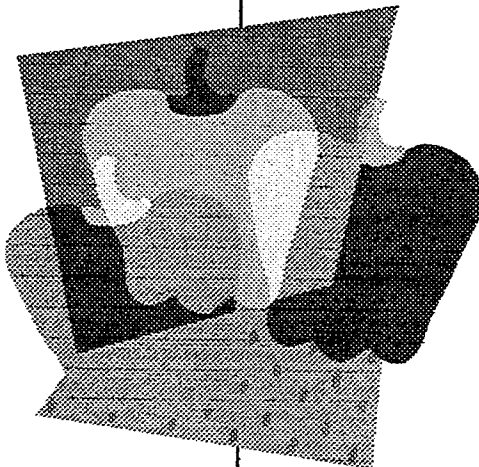
Ohio. More than 1,400 contemporary art quilts are submitted for review by an elite panel of artist/judges. Eighty or so are selected for the summer-long show. I attended the exhibit on a very uncrowded Tuesday. Lucky me: I was able to follow the exhibit director as she conducted a docent

training session. I learned about the judging procedure as well as a little about many of the artists. What a day!

The space in The Dairy Barn was beautifully arranged. Certain quilts were hung in the center of the long room and were able to be viewed from all sides. All quilts were intended as wall art rather than bed quilts. Many looked more like paintings than needle and thread projects, but all pieces were stimulating and interesting. The gift shop offered an array of books and mini-quilts by several of the exhibit artists. I couldn't resist purchasing a few books and quilt postcards.

Now I am back in Santa Barbara dealing with the June gloom, wearing my fleece jacket (since it is only 62 degrees in my sewing room on these cloudy days), working on ideas for my own art quilt.... I'll bet it is warm in Ohio today.

Happy summer, *Susan West*



Sue Nickels Workshop

Classic Appliqué by Machine (Intermediate/Advanced)

July 11, 2003

9:00am - 3:00pm

Goleta Valley Community Center
5679 Hollister Avenue, Goleta, CA

Learn to machine appliqué using one of the two blanket stitch techniques demonstrated—raw edge fusible and template-starch method. Choose from four classic appliqué patterns, designed by Sue. The patterns are variations on classic favorites: Rose of Sharon, Rose Wreath, Whig Rose, and Rose Tree. Students will receive all four patterns, choosing one to work on in class with a focus on intermediate to advanced machine appliqué techniques. Sue's new book, *Machine Appliqué: A Sampler of Techniques* features these techniques and patterns. This workshop is for students who love traditional appliqué patterns and want a timesaving machine approach to the stitching.

SUPPLY LIST:

- Sewing machine (Blanket stitch used, other stitches can be used if needed.)
- Open toe appliqué foot
- Templar - 1 sheet (heat resistant template plastic)
- Paper-backed fusible web - 1 yard (lightweight)
- Basic sewing supplies: scissors, pins, needles, paper scissors, pencil, etc.

FABRIC:

- All should be 100% cotton, prewashed and pressed
- 16" square for background (bring extra for practice)
- 1/2 yard green (or your choice) for leaves
- 1/2 yard red (or your choice) for flowers
- Four to five fat quarters for accent pieces

(Please note: This is enough fabric to make one block. Please allow more if you are interested in making a larger quilt.)

THREADS:

- 100% cotton thread, 50 weight
- Black and a variety of colors to coordinate with the appliqué fabrics.

Please plan to arrive by 8:45 to set up for the workshop. Coffee and tea are provided by the Guild. Please bring a snack to share and either a sack lunch or you may choose to go out in the area. There will be a mid-day break for lunch. Questions? Call Betty Kelley at 687-1443.

Satellite Group Report -



Two new satellite groups are forming. Thanks to Linda Fleming and Cynthia Manzer for getting the ball rolling. And for those not in a group yet, we'll still have the monthly new member/satellite hopefuls gatherings too. If you need more information or have any questions or comments, please call Norah, 962-8511.

NEW SATELLITE GROUPS SEEKING MEMBERS: July 17 and July 22

An evening group will hold an organizational meeting at the home of new member, Linda Fleming. The meeting will be Thursday, July 17 at 7 pm at 1229, #H, Rebecca Lane, Santa Barbara. Linda's phone numbers are 687-8475 (work) and 687-3412 (home). Linda's home is cozy, so the first 6 people responding can attend. Any calls after that will be put on a list and Norah will try to organize a meeting for these "extras." Linda will have a map available at the Guild meeting. Allergy sufferers: Linda has three cats who quilt too.

The new daytime group formed at the new members satellite meeting in June needs 3 or 4 more members. The eclectic group plans to share encouragement, tips, and advice and other things of interest to



quilters rather than making blocks or projects and will meet on the 4th Tuesday of the month. The next meeting is July 22 from 9:30 to 11:30 at the home of Cynthia Manzer. If you would like to join the group, please phone Cynthia, 687-0657 and leave her a message.

NEW MEMBERS/SATELLITE WANNABEES MONTHLY GET-TOGETHER: July

The daytime new members group meeting (anyone interested in getting into a satellite group can attend) will be held at the home of new member Traudel Susko on Wednesday, July 15 from 2 to 4 pm at 3350 Sunset Lane, Channel Islands. Yes, Traudel lives in Oxnard, but her home is about a half-hour drive from SB and easy to find. And it's close to great fabric shopping. Bring something to "show and tell" and please RSVP to Traudel, 815-4881. Directions: Take the 101 south and exit at Victoria, turning left at the end of the ramp. Turn right onto Victoria Ave. At the harbor village set of lights turn right onto W. Channel Islands Blvd, which will bear left around the harbor. At Sunset Lane, turn right.

July Birthdays


Elan Firpo	12	Michelle Garbarino	25
Evelyn Cavins	15	Judy Thompson	28
Marty Lee	19	Judith Nybakken	29
Darlene Mowry	19	Linda Cassirer	30
JoAnn Mailes	21	Naomi Hicks	30
Monte Farris	25	Shirley Ofria	30
		Connie Tafelski	31



We Challenge You!!

To work on your *Black and White... with a Touch of Color* challenge quilt. Take it with you on your holiday, think about it, look for fabric, get it going! There will be six categories and some pleasant surprises.

All entries must be received by Monday, October 6, 2003. They may be delivered to Sandy, Karin, or Blue Island Quilts. If you have questions, please call Sandy at 687-5052 or Karin at 569-7125.



Santa Barbara Custom Quilting

Time to quilt those tops!

Visit me online at

www.sbCustomQuilting.com

Or call and I'll send you my brochure.

Nancy King, 687-2063



Wonderful Door Prize Donors:

- 16 spools of thread and a 1# bag of buttons from *Coats & Clark*
- 12 fat quarters and a 45x60 cotton batting from *P&B Textiles*
- 12 fat quarters and a 45x60 cotton batting from *Robert Kaufmann*
- 12 fat quarters and a 45x60 cotton batting from *P&B Textiles*
- 12 fun quilting gadgets by Prym Dritz and 6 fat quarters from *A Quilters Dream*
- 12 Princess Mirah fat quarters from *Bali Fabrics*



Happy Door Prize Winners:

Phebe Smith, Val Colter, Ursula, Lori Babka, Judy Rys, Karen Cooper.

Baby Boom Coming in August and September!

The Santa Barbara Neighborhood Clinics' Perinatal Program is expecting a baby boom in the next several months. The timing is perfect, as we will wrap up this baby quilts project with their presentation to SBNC representatives at the September meeting. If you haven't started your quilt yet, help is on the way! There will be some "quick quilt" kits at the July meeting, which consist of a cute panel with coordinating fabric. Pick one up, have some fun,



and make a new mother and her baby a present! There also will be labels for those of you who are finishing up your baby quilts. If possible, please turn in your quilt by the August meeting. If you can't finish until September, bring your quilt then.


At the July meeting, 10 quilts were turned in, so the total number made so far is 72. Let's see how close to 100 we can get! Questions? Call Kathy Laabs at 965-3933 or Cynthia Manzer at 687-0657.

PINCUSHIONS *for your finger...*

Here's a fun hostess gift idea, a "bottle cap pincushion." Pass a basket of these assorted pincushions around for your guests and see what excitement it creates!


The base of the pincushion is made from a plastic bottle cap. Heat the tip of a metal skewer over the flame on a gas stove and melt two holes in the bottom of the cap. Thin flexible elastic is then inserted, knotted and secured with a spot of hot glue on the inside. The cushion is made like a yo-yo. Approximately 4-1/4 inches in diameter, enough to turn under the edge and stitch around, and draw up. Fill with wool or poly and pull the circle closed tightly, and knot off. Glue the lace edging inside the bottle cap and then put a dot of hot glue inside the bottle cap and press the cushion in!

Simple, easy to make, handy to use... especially if you sew in the car. A fun treat for any quilter's birthday or holiday gift.



OPPORTUNITY QUILT 2003

Did you get your tickets for the Opportunity Quilt raffle? You can pick them up at the next few guild meetings ... and then start selling them! (Or, you can do what I do, and sell them all to yourself so you have a better chance of winning.) Look for the Opportunity Quilt to be displayed at the 4th of July celebration at Stow House in Goleta. The Opportunity Quilt this year is a perfectly beautiful quilt called *Mosaic Rhapsody*, and it was made by Kristin Otte. Remember, that the proceeds from the sale of these tickets goes to fund our community outreach programs, the scholarship we give to a Santa Barbara City College student, and to help fund our wonderful programs each month. Join in the fun, pick up your tickets, and good luck!




September Speaker

Frederica ("Freddy") Duffy Moran is an artist and author known for her unbridled use of bold color and original designs. Her quilts have appeared in national and international publications, including magazines, art books, calendars, textbooks, and quilt books. Freddy is a popular teacher, lecturer and award-winning quiltermaker.

Freddy's love for quilting began later in life, at age 60, after she had excelled at other art forms. She obtained a BA degree in ceramics from Dominican College in San Rafael. While raising a family of five sons, she designed and taught needlepoint at the Orinda Art Center, Orinda Community Center, and at her local needlework shops.

Hand Crafters— ATTENTION!

We would like to invite you to join us at the California Avocado Festival to sell your crafts in our booth. The festival is October 4th and 5th in Carpinteria, and it always draws a huge crowd. People like to buy and buy, so come and join us and sell your hand-crafted articles. Contact Evelyn Gorrindo at 687-2170.



Quilt Show - 2004

Harvest of Colors IV

We are off! The first meeting of the quilt show committee was held on June 19. What a great show we will have next year! Plans are in the works to make this one even better than Harvest of Colors III.

The important thing now is for everyone to begin (or finish!) their quilt for the show. So early?? Yes—we will begin taking applications next January with a **firm** cut-off date of August 1st. There is a lot that needs to be done between receiving the application and hanging the show and promises have been made to committee people they would not have to deal with last minute changes. Close to 200 quilts were hung in the show last year—enough said!

What kind of quilts do we want? Every and any kind. At a Guild show, attendees like to see all kinds of quilts representing all levels of quilting. Just a new quilter? YES, we want your work, too. So—get going and let's once again do a super show!

"Just say thank you" When you are showing your blocks or talk to friends and they tell you how wonderful your work is, just say "Thank you." It is not necessary to point out each little imperfection in your work; chances are no one else notices.

Officers and Committee

Chairs - 2003

President—Susan West

Vice President Current Programs—Angela Moll

Vice President Future Programs—Robin Ruge

Workshops—Nancy King, Betty Kelley

Recording Secretary—Penny Odom

Corresponding Secretary—Judy Stanton

Treasurer—Margaret Dear

Parliamentarian—Joyce Ball

Block of the Month—Jan Beckert, Marlene Pearson

Challenge—Sandy Wilmot, Karin Cooper

Community Projects—Cynthia Manzer, Kathy Laabs

Coastlines Editors—Susan Carty, Marlene Pearson

Coastlines Printer — OREX Copies

Door Prizes—Marilyn Blomstrand, Denise Lessels,
Susan Palmer

Historian—Betty Libbert, Doris Gilman (photographer)

Librarians—Laura Nanna, Nola Ferguson, Arla Wardell

Membership—Wanda Livernois, Diane Eardley

Newsletter Distribution—Joann Conklin, Marilyn Martin

Refreshments—Mary Deweese, Linda Estrada

Satellite Groups—Norah McMeeking

S.C.C.G. Representative—Pat Masterson

Special Events—Lynn Laughrin, Joann Conklin

Telephone Committee—Judy Freeman

2003 Opportunity Quilt—Kristin Otte

2004 Opportunity Quilt—Lena Scharfeld and
Wanda Livernois

Opportunity Tickets— Barbara Franklin and
Lena Scharfeld

Public Relations—

Scholarships—Nola Ferguson

Welcome Committee—Erma Sheaha, Pat Shewczyk,
Michelle Garbarino

Our Guild This Month:

July 10 Guild Mtg. 5:30 pm,
St. Andrew's Church.

Speaker: Sue Nickels

*Wear name tags *Sign up for
refreshments for August
meeting. *Return library books.

July 17 Board Meeting 7 pm
Samarkand Craft Room.

July 28 Newsletter deadline for
August issue.



Member gets Published!

Did you see the article by our own member, Teresa DeWitt, in the June issue of The Quilter's Newsletter Magazine? Entitled *Show-and-Tell*, it's in the Quilt Lovers Forum spot on page 90. Teresa told me she submitted it a long time ago before she was a member of our guild. Look for her next essay in the August issue of our newsletter.



GRANT HOUSE

SEWING MACHINES

Magnolia Center

5152-A Hollister

967- 3680

Fried Green Tomatoes

Fried green tomatoes are a southern tradition made famous by the movie of the same name. They are so popular in the south that gardeners plant extra slicing tomatoes to be harvested green for this recipe.

4 green tomatoes, cut in 1/4-inch slices
1 cup flour
1 egg beaten with cup skim milk
1 cup yellow cornmeal
1 teaspoon each salt and black pepper
Canola oil for frying



1. Assemble ingredients. Spread flour on a sheet of waxed paper or on a plate. Put the egg wash in a shallow dish.
2. Spread the cornmeal on a sheet of waxed paper or plate, add salt and pepper, and mix well.
3. Dredge the tomato slices in flour and shake off the excess.
4. Dip each slice in the egg wash and drain off excess, and then coat with the cornmeal, shaking off excess gently. Place on a tray and set aside.
5. Heat the oil in a large heavy (preferably cast iron) skillet over a medium flame. When hot, add the tomato slices. Do not overcrowd the skillet. Cook several minutes, until golden, then turn. Drain on paper towels and serve while still hot. Makes 5 servings.

FLOWER OF LIFE

Poem by Eileen Finch Cain

F eel the goodness in all forms of life
L ove all things; let go of strife
O pen your petals; let love flow in
W iden the gap; let love grow within
E rase the scars of the past
R est in the assurance that only love lasts

O wn your self-worth in spite of what others may say
F ind again the peace in your day

L ive your potential; let the world know
I nto yourself let a new energy flow
F ind out you have so much to give
E mbrace love; laugh and life

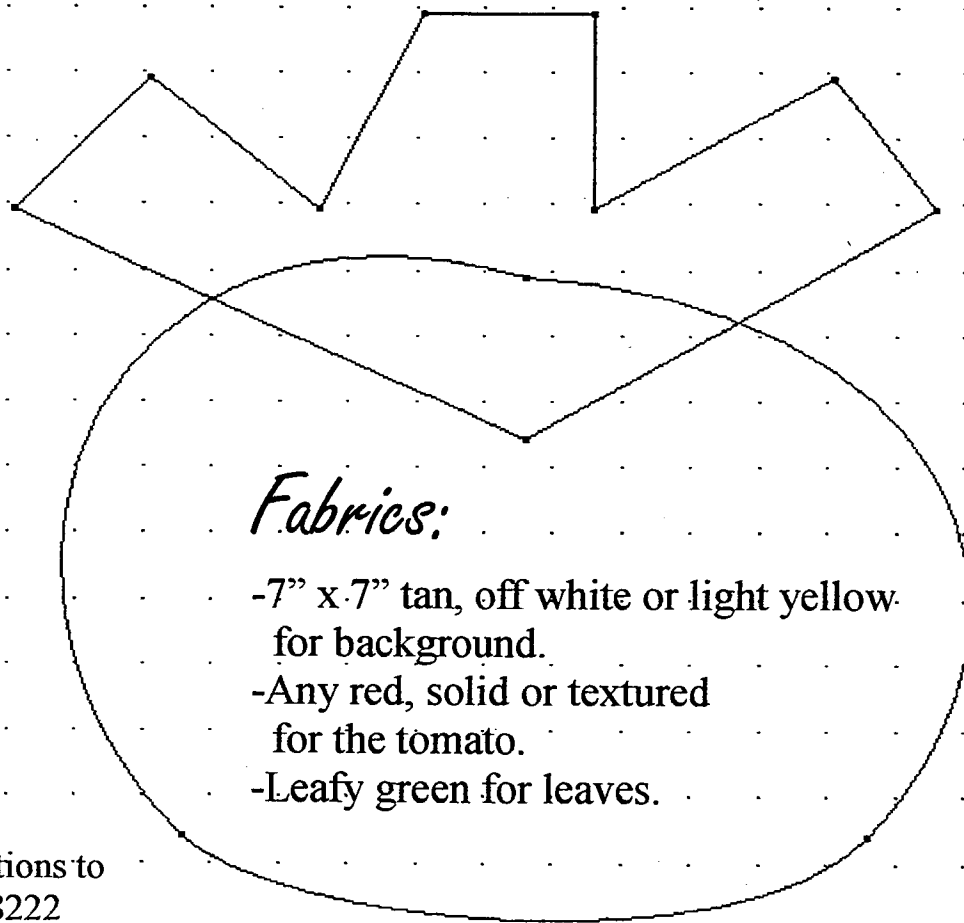

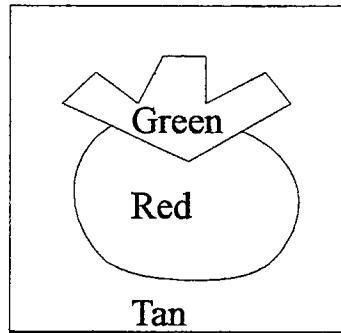

Be joyous and free

Be all that you are and ever could be!



Block of the Month August 2003

Harvest Tomato Appliqué

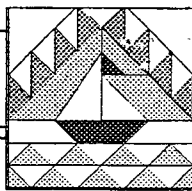


Fabrics:

- 7" x 7" tan, off white or light yellow for background.
- Any red, solid or textured for the tomato.
- Leafy green for leaves.

Direct questions to
Jan at 682-8222
and Marlene at
quiltlogic@aol.com.
See it on the WEB at
<http://www.quiltlogic.com/AugustBOM.html>

Guild Web Page Address:
<http://www.coastalquilters.org>



Our Guild This Month:

July 10 Guild Mtg. 5:30 pm,

St. Andrew's Church.

Speaker: **Sue Nickels**

*Wear name tags *Sign up for refreshments for August meeting. *Return library books.

July 17 Board Meeting 7 pm Samarkand Craft Room.

July 28 Newsletter deadline for **August** issue.

New Members and Membership Renewals

Memberships are yearly for new members and renewals.

Memberships may be added throughout the year.

Mail membership form with check or money order

for \$25 to: Coastal Quilters Guild, Inc.,

P.O. Box 6341, Santa Barbara, CA 93160

Attn: Membership

Guest fee: \$5.00

Coast Lines Newsletter

This is a monthly publication. Newsletter articles will be accepted up until the 28th of July for the August issue.

Send to Coastline Editor

Susan Kinnell Carty

4891 Frances Street,


Santa Barbara, CA 93111 susan@carty.com

Membership

Guild meetings are held on the second Thursday of each month at 7:00 p.m.

at St. Andrew's Presbyterian Church, 4575 Auhay, Goleta, CA.

Please carpool, parking is somewhat limited. Coastal Quilter's Guild of Santa Barbara and Goleta is a non-profit, educational and charitable organization. It is the purpose of the Guild to educate its members about the history and preservation of the art form of quilt making and its related topics. Also to learn new techniques, improve skills and to inform the community at large about our quilt making heritage.



NON PROFIT ORG.
U.S. POSTAGE
PAID
Santa Barbara, CA
Permit No. 688

Coastal Quilters Guild
P.O. Box 6341
Santa Barbara, California
93160