


# CoastLines



Volume 9

Newsletter for Coastal Quilters Guild of Santa Barbara and Goleta, Inc.

September 2003

## September Speaker:

**Freddy Moran** *quilt artist*

This month we welcome fall with an explosion of color. Freddy Moran is a quilt artist and author known for her use of bold color and design. Freddy began her career as an artist with her BA in ceramics from Dominican College in San Rafael. She dabbled in other art forms and while raising 5 sons she designed and taught needlepoint at the Orinda Art Center and local needlework shops.

Her love for quilting came after the age of 60, and then she didn't waste any time. Freddy's quilts have appeared in national and international publications, including magazines, textbooks, art and quilting books. You might have seen her on HGTV, in "Artists in Residence," a program featuring artists who "live their work." She has written a book, "Freddy's Houses", and designs fabrics as well.

Freddy will present "Red is a Neutral", a talk about the use of color illustrated with a trunk show of her exciting quilts.

## UPCOMING Meetings:

**October:** CQG Challenge is no doubt our most popular program. Skill, creativity, and fun surface when our members each tackle the same design "problem". Attending members, friends and family are the jury in this friendly competition for prizes.

**November:** This month brings us Susan Shie, a quilt artist, and teacher from Ohio. She hosts the Turtle Art Camp for classes in art and quilting at her Turtle Moon Studios. She will be a treat for all who are interested in Contemporary Quilt Art and surface embellishment. Susan's work can be seen in the fall 2002 issue of Quilt Arts Magazine and at the San Jose Quilt Museum January 25, 2003-March 16, 2003. [www.turtlemoon.com](http://www.turtlemoon.com)

**December:** Our mystery program is a mystery in more ways than one - You won't want to miss this. In addition, we will end the year with the installation of officers for 2004 and presentation of our Community Quilts.

**Coming in 2004:** Margaret Miller, Mickey Lawler, Robyn Pandolf, and Hollis Chatelain. Programs are arranged about one year in advance by the Programs Chair.

## Inside this issue:


|  |    |
|--|----|
| President's Message                        | 2  |
| Nominating Committee Sock Hop              |    |
| Freddy Moran Workshop Supply List          | 3  |
| Zetta Hanna                                | 4  |
| Susan Shie's Lucky School of Quilting      | 5  |
| September Birthdays Officers and Chairs    | 6  |
| Our Guild This Month Adult Ed              | 7  |
| October Challenge Entry Form               | 8  |
| Silent Auction Report Desiree Cook in Need | 9  |
| Community Quilt Silent Action Update       | 10 |
| Block of the Month                         | 11 |
| Membership Info.                           | 12 |



## President's Message:

By all accounts, it sounds as though I missed THE meeting of the year in August. The Silent Auction was a huge success! Many thanks to all of you who contributed your items and your time to help the cause. Robin and Angela deserve special recognition for the many hours that they devoted to the event.

As I write this note I remain in Colorado, where I have spent two weeks of hard labor, painting, sanding, tiling, and cleaning, alongside my mother and brother. The house is looking much better, but I confess that I am growing weary. AND I MISS MY FABRIC! (I know that my quilting pals may be the only ones who really understand that sentiment.) While in Denver last week to shop at a large building supply store, I didn't even have time to go to one quilt shop. That really hurt. And yesterday I spent an unsatisfying five minutes in the Wal-Mart fabric department, while waiting



for my semi-gloss paint to be mixed at the next counter. When I get back to Santa Barbara next week I'm going straight to my fabric stash and then to Blue Island Quilts just to make myself happy.

My trip to Colorado hasn't been all work. This state is gorgeous. I've taken loads of photos for possible landscape quilts, shared stories with my family, taken walks past mountain streams, and spent cool quiet evenings hand quilting. I do love it here, but I am ready to return to my California life. My black and white Challenge quilt needs some finishing touches, and Joyce Ball and I need to find a few more volunteers for the 2004 CQG Board.

I look forward to our September Guild meeting, Freddie Moran is always an entertaining speaker. I hope to see you there.

Happy quilting,  
*Susan West*

### *Nominating Committee*

The response to our requests at the August meeting for new volunteers for the Guild Board and the 21 different committees was overwhelmingly enthusiastic. In case you weren't there, we still have room on the following committees: Refreshments, Special Events (like Stowe House July 4th), Telephone Committee, Public Relations, Welcoming Committee. Call Joyce Ball at 964-0144 any time and leave a message.

### *Sock Hop*

Don't forget to bring in your new socks (in the package or with tags) for the Blockheads satellite group's benefit drawing! For every sock pair you bring in, your name gets entered into the drawing for a beautiful quilt made by the Blockhead group.


In turn, the socks will go to Domestic Violence Solutions and any men's socks will go to Goodhearted People/Job Smart. What a great idea! You get a chance to win a great quilt and help a member of the community all at the same time.

Pull your socks up, quilters!!

# Freddy Moran Workshop

## "Freddy's French Connection"

Friday, Sept 12, 2003  
9:00am - 3:00pm  
Goleta Valley Community Center  
5679 Hollister Avenue, Goleta, CA



Please note: the Saturday workshop has been canceled and there are a few spaces left in Friday's workshop.

### SUPPLY LIST:

Sewing Machine and supplies

Rotary cutter and mat

Paper scissors

Square ruler - 6 or 6 1/2"

18" ruler

Pen and paper

Template plastic

**Fabric:** This quilt is designed to teach a fearless use of color. I encourage my students to use as many varieties and colors of fabrics possible in one quilt! Lots of bright scraps plus some black & whites. Fat quarters are fine. If using one fabric for background - about 3 yards

**Book:** *Freddy's House*, C&T Publishers (available in class)

Please plan to arrive by 8:45 to set up for the workshop. Coffee and tea are provided by the Guild. Please bring a snack to share and either a sack lunch or you may choose to go out in the area. There will be a mid-day break for lunch. Questions? Call Betty Kelley at 687-1443.

## In Memory of Zetta Hanna



Zetta was one of the original 6 women who met back in 1986 to decide how to start a quilting group. She was a faithful member of the group and became the guild's first secretary in 1988 when it was decided to make things official and become a guild. She was always an active member in the guild, lending her help, quilting, and knowledge to the guild's activities: shows, opportunity quilts, and programs.

She most loved the traditional quilts, especially done up in the 1930's reproduction prints. She was particularly known for her expertise in appliqué. Her *Appliquéd Posies* quilt was a wonderful addition to our last quilt show. Zetta made the Monarch Butterfly block for the Natural History Museum Quilt and also lent her quilting to the Santa Barbara and California quilts. In her last weeks she quilted on the 2004 opportunity quilt.

She traveled a lot throughout California to visit her children and to attend quilt shows and knew where all the best quilt shops were – her fabric "stash" was amazing.

Zetta had lived in Santa Barbara since the 60's, raising her five children here. Zetta met Owen on a blind date while she was attending Butler's College in Indiana and Owen was attending Purdue. They moved here after several moves around the country, for Owen to take the position of Chemical Engineering professor at UCSB. Zetta loved her children and her two grandchildren and showered them with quilts.

4 *Zetta will be missed by all who knew her.*

## ZETTA HANNA FABRIC SALE

Saturday, September 6<sup>th</sup>, 10am – 4pm

*Checks preferred, cash OK.*

*No credit cards.*

7756 Wagon Wheel Drive, Goleta  
(Marty Frolli's patio)

Fabric \$2.00/yard  
Various notions, templates,  
rulers, patterns.

While they last .....

If you spend \$25, you  
will receive a FREE GIFT!

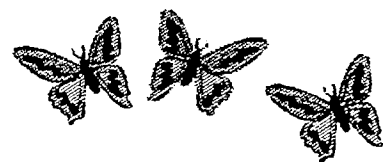
Bring a friend, too!

*All proceeds will go to Adult Education  
in Zetta Hanna's memory.*

*If we raise \$500, then a tile, with  
Zetta's name, will be installed on the  
wall at the Wake Center.*

### Directions:

Take 101 north to Winchester Canyon. Right on Winchester Canyon. Follow Winchester Canyon, cross Cathedral Oaks, continue on Winchester Canyon and down a hill. At the bottom of the hill turn right onto Winchester Drive. Follow Winchester Drive to the end and turn right onto Langlo Ranch Road. Follow Langlo Ranch Road for about 1/4 mile and turn right onto Wagon Wheel Drive. Our house is the second house on your right. Beige house with green trim. Says "Frolli" over the front door. Take the side gate to your right around to the patio. You'll hear the giggling ladies!



# Susan Shie's "Lucky Sampler" Workshop November, 2003



"Jimmy and His Hat." 5" h x 5" w.

## LUCKY SCHOOL OF QUILTING SAMPLER WORKSHOP

In this class, I share all my Lucky School of Quilting techniques. A very small quilt, a sampler of a finished size around 4-6" square, is created with my very unusual quilting methods. Because you don't want to sew beads on until after all your quilting stitches are done, you need to work small, in order to get to the beading stage on one or two class days.

We focus on my Sandwich First method, simple shape Lucky Appliqué, embroidery stitches that also quilt, a little writing, and beading. You'll come away from this class knowing how I make the large pieces and able to go start your own.

### Supply List:

**Fabrics:** You will only need a small Ziploc bag of fabrics! We're only making a piece that's about 5" square in the end, so you only need a few mottled dyed cotton fabrics in colors you like, in contrasting values (light, medium, and dark). No knits or tight weaves. Fat eighths are as big as any one piece should be, and they can be smaller. Needle the fabric with the #2 Crewel needle, to be sure the weave is open enough to handle the needle and floss.

**Batting:** Polyfil Traditional Batt, not any other brand or thickness. This is a medium weight batt. Please don't get something else! NOT high loft or low loft! We only need a little bit per person. If organizers get one crib quilt batt, this is enough for all to share. (CQG will supply this)

**Permanent marker:** Rub a Dub laundry markers are best. Second choice is Fine Line black Sharpie.

**Sharp scissors!!!** Each person needs to bring a pair and should be sure they cut fabric easily. Large and small scissors, even better! I prefer DuraSharp blue handled shears and Fiskars MicroTip embroidery scissors, but this is your choice. Just make sure yours cut fabric well.

**Pins and pincushion.**

**Needles:** Dritz Crewel needles, pack size 2, for quilting with floss. Dritz Quilting Betweens (needles) size 10 and 12, for beading. No substitutes. Sold at JoAnn Fabrics. The betweens are sold with quilting supplies, and the crewels are with regular sewing needles. I'll bring some, in case you can't find them.

**Perle cotton (#5) or embroidery floss (6 strand):** You need a bunch of this in a big assortment I'm loving perle cotton right now, and hardly using my floss, but you can mix thread types in a piece, to add more surface texture interest. DMC "craft thread", which is a perle cotton sold in packs of 36 pull-out skeins, is sold at JoAnn's and craft stores, along with DMC twist skeins of #5 perle. I also love Anchor and Valdani brands, and Artfrabrik's hand dyed perle varigations. I adore Perle Crown Rayon, which is shiny and easy to handle. The only time I use #8 perle cotton is for embroidering over small words, and then I use #8 black perle balls, from JoAnn's. For sparkly threads, try Candlelight or Glamour, but they're fussy and break so easily!

**Beading Thread:** I use Silamide, sold by embellishmentcafe.com. You can bring Nymo size D, if you insist, but either thread should be Black.

**Beads:** This is subjective. I love glass bugle beads, sparkly, silver lined ones, size #2. Seed beads, E beads, alphabet beads, gemstone beads (cut up gemstone necklaces), and any other beads you're attracted to are fine. You can pool beads or personally swap them within the group. You won't have time to really do much beading in a one day class though. So don't bring a ton! A tiny packet of beads that can fit into your hand, truly is enough for this class. I would just bring #2 bugles and maybe a few seed beads. Think small, as the sampler is very small. It just takes a lot of time to make it!

More details about Susan Shie's workshop will be in next month's newsletter ...



## "Pickles" Cartoon hits home...

Did you see the recent *Pickles* cartoon in the News-Press, where Earl says to his wife, "I guess I should find myself a hobby." She looks up from her work and replies, "You could help me with my hobby... quilting." She goes on to say, as Earl looks at her piles of fabric, "Right now I'm arranging all my quilting scraps according to color, fabric, and pattern." Without any change in expression and with his hands thrust deep into his pockets, Earl says, "There's a fine line between 'hobby' and 'mental illness.'"

## Our Guild This Month:

**Sept 11** Guild Mtg. 7 pm, St. Andrew's Church. **Speaker:** Freddy Moran.

We welcome fall with an explosion of color. Freddy Moran is a quilt artist and author known for her use of bold color and design. \*Wear name tags \*Sign up for refreshments for October meeting. \*Return books.

**Sept. 12** Freddy Moran Workshop  
*Freddy's French Connection*

Please note: the Saturday workshop has been canceled. See page 3 for Supply List.

**Sept. 18** Board Meeting 7 pm  
Craft Rm. Samarkand

**Sept. 22** Newsletter deadline for  
**October**



## Adult Ed Classes Start Sept 8<sup>th</sup>

The following classes are being offered by Santa Barbara City College Continuing Education this fall:

|  |               |   |
|--|---------------|---|
| Scrap Quilts   | Maggie Godwin | Mondays, 1-4pm<br>Faith Lutheran Church, Carpinteria          |
| Patchwork and Quilting:<br>The Jane A. Stickle Quilt | Kristin Otte  | Tuesdays, 1-4pm<br>Tuesdays, 6:30-9:30pm<br>Wake Center       |
| Beginning Quiltmaking                                | Marty Frolli  | Wednesdays, 9am - Noon<br>Wake Center                         |
| Quilting/Appliqué:<br>The Thirties Revisited         | Melody Bollay | Wednesdays, 1-4pm<br>Wednesdays, 6:30 - 9:30pm<br>Wake Center |
| String Quilts  | Marty Frolli  | Thursdays, 9am-Noon<br>Wake Center                            |
| Quilter's Workshop                                   | Marty Frolli  | Fridays, 9am-Noon<br>Wake Center                              |

In addition, there are numerous sewing classes at the Wake Center, the Schott Center, and Carpinteria Middle School, taught by Sharon Hurley Montross, Judi Brooks, Beverly Hornick, Ranell Hansen, Letitia Fuentes, Frankie Fredenburg, and Pamela Vestal.  
Join the fun and take a class!

**Cool website** Wooden, hand-carved, and painted mini-quilt hangers-- at  
<http://home.earthlink.net/~sawdustnsniglets>



-----  
**Black & White...with a touch of color...  
Challenge Entry Form**

**Name** \_\_\_\_\_

**Phone #** \_\_\_\_\_

**Quilt Name** \_\_\_\_\_ **Size** \_\_\_\_\_

**Techniques Used:**

**What was your inspiration:**

**What was the hardest part of this challenge:**

**Comments:**

**I grant Coastal Quilter's Guild, Inc. permission to show my 2003 challenge quilt at the October 2003 guild meeting. This document releases Coastal Quilter's Guild, Inc., Blue Island, Sandy Wilmot and Karin Cooper from liability for the quilt. The quilt owner assumes all liability for her own quilt's loss or damage.**

**Signature:** \_\_\_\_\_ **Date** \_\_\_\_\_





## Silent Auction Report

August's Silent Auction was a wild and crazy night of bargains and bidding. A great many "thank yous" to all who volunteered, came early, stayed late, and worked fast and furiously to get set up and then turn back around and take it down. Not to mention all those who contributed wonderful items for sale, and those who just came and pitched in where they could. It was truly amazing to see such a cooperative effort. I don't think anyone imagined the sheer volume of stuff that would accumulate in our meeting hall in such a short period of time!

The live auction was a new addition to our traditional silent auction format. We would like to specially thank: *Peter Fleming* of "Simply Rugs" and *Linda Fleming* for donating a beautiful 5'x7' area rug with a patchwork design. They also donated several very charming small hand hooked rugs. (Simply Rugs, 3001 State Street--stop

in and say "thank you.") *Sally McQuillan* of *Raoul Textiles* for donating 4 yards of blue and white hand-screened linen fabric. Made here in Santa Barbara, sold to interior design trade. (sign up to be notified of their annual seconds sale--ask Robin) *Lena Scharfeld* for donating several wonderful vintage and new quilts. These were such a treat! *Norah McMeeking* for donating an older/but new serger. Thank you! Nola brought the Flynn Quilting Frame donated by *Phylliss Peterson*. Too much stuff and not enough time! What we didn't sell went to very good homes. Items were packaged up and taken to various charities and organizations around town: Alpha Thrift, The Assistance League, and the San Marcos Sewing classes to name a few.

Again--thanks to all for coming, bringing, helping, buying, and having fun.  
**Robin Ruge and Angela Moll, Silent Auction Committee**

### Treasurer's Report for July 2003

#### Income:

|                   |          |
|-------------------|----------|
| Door Prizes       | \$168.00 |
| Opportunity quilt | \$270.00 |
| Workshops         | \$630.00 |

#### Expenses:

|                    |            |
|--------------------|------------|
| Administration     |            |
| Rental             | (\$150.00) |
| Challenge          | (\$24.51)  |
| June Meeting       | (\$6.47)   |
| Newsletter         |            |
| Insurance          | (\$534.36) |
| Opportunity Quilt  | (\$42.90)  |
| Programs/Workshops | (\$949.80) |
| Storage Locker     | (\$43.00)  |

**Checkbook Balance 6/30/2003 \$5,834.46**

**Checkbook Balance 7/31/2003 \$5,151.42**


### Former Guild Member in Need . . . .

Desiree Cook, former Guild member, was operated on recently for liver cancer, but it is too advanced and she is now a candidate for a liver transplant. Desiree was very active in the Guild a few years ago and set up the first Guild Boutique at the Goleta Community Center. For more information about Desiree's condition and how to contact her, please call Joyce Ball at 964-0144.

# Community Quilts

## EVERYONE LOVES A PARADE!

Fourteen Community Quilts were turned in at the August Guild meeting, so we have now completed 96 quilts for the SBNC



Perinatal Program. We are sure to reach our goal of 100 or more by the September meeting. Clinic representatives will be with us in September to receive the quilts following the always-festive quilt parade. If you need a label before the meeting, you can pick one up at Blue Island Quilts, or you can call Kathy Laabs (965-3933) or Cynthia Manzer (687-0657).

Many thanks to all those who made Community Quilts. Your generosity and creativity make us proud! Look for information on our end-of-the year project in October (think small!).



## Upcoming quilt events around the state...

The *San Jose Museum of Quilts* has a new exhibit, "Undercover: Political Expression in Traditional Quilts." It runs until October 26<sup>th</sup>.

**Desert Winds Quilt Guild Annual Show and Boutique** in *Hesperia*. September 27<sup>th</sup>.

**Old Town Temecula Outdoor Quilt Show**, October 4<sup>th</sup>.


**Pacific International Quilt Festival** in *Santa Clara* will have over 700 quilts. October 11-12<sup>th</sup>.

**A Quilt Affaire**, at Cal-Poly *Pomona*, October 11-12<sup>th</sup>. **Quilts at the Adobe, Vista**, October 17-19<sup>th</sup>.


**The Fiber of Coronado**, October 17 – January 4<sup>th</sup>, 2004.

## Janiacs Unite


The Jane A. Stickle Quilt with two hundred twenty-five patterns from 1863 has quite a following. For links to 131 other "Janiacs" go to <http://www.janiac.com>. I have plans to chalk this quilt for the 2004 I Madonnari Chalk Festival at the end of May. Interested? Contact Marlene Pearson [quiltlogic@aol.com](mailto:quiltlogic@aol.com).



B-2 Sweet Tater Pie




F-11 On Target




J-6 Granny Weaver

# BLOCK OF THE MONTH OCTOBER

## BATS IN THE ATTIC - BLACK AND WHITE

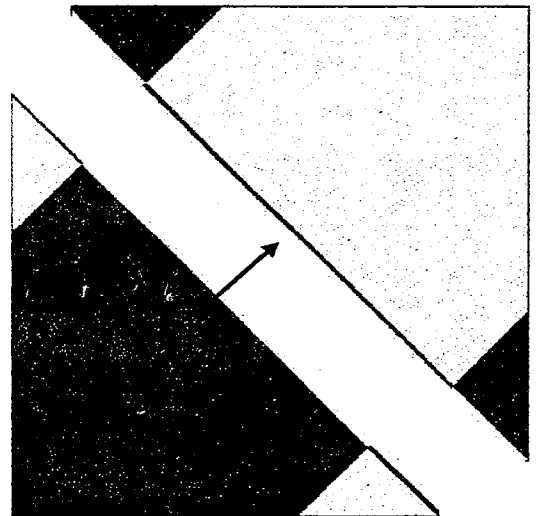


Cut 2 black.  
Cut 2 white.



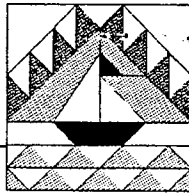
<http://www.quiltlogic.com>

Cut 1 black.  
Cut 1 white.



Trim block  
to 7" x 7".

Guild Web Page Address:  
<http://www.coastalquilters.org>



## This Month:

**Sept 11** Guild Mtg. 7 pm, St. Andrew's Church.  
**Speaker:** Freddy Moran. We welcome fall with an explosion of color. Freddy Moran is a quilt artist and author known for her use of bold color and design. \*Wear name tags \*Sign up for refreshments for October meeting. \*Return books. Library open as usual.  
**Sept. 12** Freddy Moran Workshop *Freddy's French Connection* Please note: the Saturday workshop has been canceled. See page 3 for Supply List.  
**Sept. 18** Board Meeting 7 pm Craft Rm. Samarkand  
**Sept. 22** Newsletter deadline for **October** issue.

## New Members and Membership Renewals

Memberships are yearly for new members and renewals.  
Memberships may be added throughout the year.  
Mail membership form with check or money order for \$25 to: Coastal Quilters Guild, Inc.,  
P.O. Box 6341, Santa Barbara, CA 93160  
Attn: Membership

Guest fee: \$5.00

## Coast Lines Newsletter

This is a monthly publication. Newsletter articles will be accepted up until the 22th of September for the October issue.  
Send to Coastline Editor  
**Susan Kinnell Carty**  
4891 Frances Street,  
Santa Barbara, CA 93111 [susan@carty.com](mailto:susan@carty.com)

## Membership

Guild meetings are held on the second Thursday of each month at 7:00 p.m. at St. Andrew's Presbyterian Church, 4575 Auhay, Goleta, CA.  
Please carpool, parking is somewhat limited. Coastal Quilter's Guild of Santa Barbara and Goleta is a non-profit, educational and charitable organization. It is the purpose of the Guild to educate its members about the history and preservation of the art form of quilt making and its related topics. Also to learn new techniques, improve skills and to inform the community at large about our quilt making heritage.



NON PROFIT ORG.  
U.S. POSTAGE  
PAID  
Santa Barbara, CA  
Permit No. 688

Coastal Quilters Guild  
P.O. Box 6341  
Santa Barbara, California  
93160