


CoastLines



Volume 12

Newsletter for Coastal Quilters Guild of Santa Barbara and Goleta, Inc.

December 2003

A MYSTERY SOLVED!

Our December speaker creates mystery everywhere she goes. Quilts and mystery are woven together in the stories Earlene Fowler writes for the pleasure of mystery lovers, quilters and quilt lovers. You will recognize the names of her books: *Fool's Puzzle*, *Irish Chain*, *Goose in the Pond*, *Sunshine and Shadow*, and others.

Earlene was designated "keeper of the quilts" in her family. She received a "Path in the Wilderness" and "Double Wedding Ring" quilts for care and keeping until they can be passed to a new keeper. She recognized that quilts are a way of passing down family history. With her love of quilts and writing (she admits to being a better writer than quilter) she has created a series of award winning mystery books, each named for a quilt block.

Earlene will talk about her books and compare the process of writing a book with the making of a quilt. Afterward she will be happy to sign books. Susan Carty has arranged to have a selection of Earlene's books for sale at the meeting (great Christmas gifts) or you can bring your own copies to be signed.

PROGRAMS 2004

New Schedule of Programs for 2004 in this newsletter.

UPCOMING Meetings:

January: Margaret Miller is well known as a wonderful quilting teacher. In her classes in color and design she urges her students "to reach for the unexpected." We will begin the new year with "2004, The Year of Your Quilt." An invitation to sit back and appreciate who we are as quilmakers, and dream some dreams of the quilts we want to tackle in the coming year. See her website at

<http://www.millerquilts.com>

February: Mickey Lawler will be introducing us to "Creating Your Own Fabric" with her trunk show of fabrics and quilts. She is fabric designer, teacher,

quiltmaker, and owner of *Sky Dyes*. Mickey specializes in hand painted fabrics, and in her workshop she will teach us how to make beautiful sky-textured fabrics for our own quilts. See her website at <http://www.skydyes.com>

March - Robyn Pandolf is probably best known for her fabric designs. Her soft vintage florals give new quilts an antique look. She designed the Folk Art Wedding series and Folk Art Christmas for Moda Fabrics. She also designs wonderful folk art appliqué patterns and quilts. She is author of *Stitched with Love: A Mother's Quilting Legacy*. With another book in progress, this busy designer and author will talk to us about her work and inspiration.

Inside this issue:

President's Message	2
Membership 2004	
Craft Essentials	
Musings	3
December Fabric Exchange	4
Adult Ed	5
Gift Idea: Rice Bags	
November Door Prizes	
Officers and Chairs 2004	6
Our Guild This Month	7
Library	
December Birthdays	
SCCQ Calendar	8
Supply list for Mickey Lawler	9
Community Quilts	
Supply List for Margaret Miller	10
Block of the Month	11
Membership Info.	12
Address	

President's Message:

HELP! My 'To Do' list is getting longer and longer. Life always gets crazy in December. It happens every year. No matter how many times I urge myself to simplify my life, I continue to fill my December days with too many activities and promise to attend more functions than I should. I like to reach out to old friends with personal letters, even though the process is time-consuming. I wear myself out sewing until late at night, but I enjoy making gifts for those I love. I'm starting to believe that I must somehow thrive on the craziness of the holiday season!



Speaking of craziness, our guild meeting is coming up soon. I realize that this is a busy time for everyone, but I am hoping to see a happy crowd of quilters at the meeting. It will be my opportunity to thank the many volunteers who have given their time and talents to Coastal Quilters Guild this year. We'll also be drawing the name of the lucky winner of the Opportunity Quilt. And don't forget the delicious treats that are always in abundance at the fun December meeting. Our mystery writing speaker, Earlene Fowler, and the 'I Spy' fabric exchange should complete our evening nicely. Don't miss the end of the year fun!

Susan West

MEMBERSHIP 2004

Please fill out the application in this issue to renew your Guild membership for 2004. If your information is the same as appeared in the 2003 phone directory, check the "Same as 2003" box or indicate what has changed. Checks cannot be accepted without the application form, and extra forms will be available at the December meeting. Please be sure to indicate your quilting interests to help identify speakers for future programs. Also, it is very helpful if you check the boxes for your skills and areas in which you are able and willing to help out. The Guild is a successful organization because so many dedicated individuals are willing to give their time and energy! You may mail your application to: Nancy Wood, 2251 Stanwood Dr., Santa Barbara, CA, 93103.

Craft Essentials

Craft Essentials wishes to extend a big welcome to members of the Coastal Quilter's Guild of Santa Barbara. Upon presentation of this newsletter you will receive 20% off your entire fabric purchase now through December 24th. This offer is limited to one purchase per newsletter.

Happy Holidays...looking forward to seeing you soon!

Craft Essentials
187 S. Turnpike Rd.
Santa Barbara, CA 93111
(805) 681-3115



Speed

Musings by Teresa DeWitt

Speed and I do not get along companionably. I have memories of cringing deep into my seat when my father drove down the highway with his foot firmly pressing the accelerator to the floorboards. He thrilled when the landscape flashed by him in a blur. I do not.

People who speak at a rapid-fire pace and are still able to keep track of the conversations going on around them amaze me. That they can gather ideas and instantaneously issue them in well-formed cohesive sentences boggles my mind. I stand before them stunned, frozen like a deer in a headlight, waiting for them either to draw a breath or to lose momentum and resume a gentler flow of words. I dread having to participate in conversations with these people, not only because my tongue is not as agile as theirs with its halting, stuttering, stumbling ways, but I'm also self-consciously intimidated. When their words flow as if from a garden hose, I seem to be armed only with a squirt gun.

Maybe that's why quilting attracts me. Crafts are so forgiving. Here my hands speak for me. The cloth will lie quietly as my hands shape it. Having taken seven years to complete a sampler, I may be the slowest quilter on record. I cannot spend several hours a day working on 'only' a quilt. Many tasks demand my attention, and days may pass before I'm able to return to work on my current project. The quilt doesn't mind. It will wait patiently, cradled in the arms of my walnut rocker. It welcomes me back under its comforting folds as I pull it onto my lap. Loose threads indicate where the work left off; more tangible than threads of a conversation, these I can pick up and continue exactly where I left off.

Are speed and I mutually exclusive? No. Some friends say I'm a whiz at math, drafting quilt blocks with a ruler, compass, and pencil with gifted facility. When pressed with a looming deadline at work, my employers depend on me to get things done as quickly as humanly possible. But my reward at the end of each day is some quiet time, some slow time. Time to relax, shedding the worries, tensions, and troubles of the day. Time to breathe in and out, time to listen quietly to the beat of my own heart. Time for the quilt to absorb that heartbeat, one stitch at a time. In such contemplative moments, I ponder whether I slow down to quilt, or do I quilt to slow myself down?

It may be a while before I can answer myself, for I've a great many quilts to create in my own good time.

Teresa DeWitt is a member of our guild and the Illini Country Stitchers. She can be reached by e-mail at tdewitt@prairienet.org. When Teresa is not quilting or writing (see her column in the Quilters' Newsletter Magazine, Sept 2001, p. 64), she works at the University of Illinois, Champaign-Urbana.

Marty Frolli gets published!

Congratulations to Marty Frolli, whose article on *Foam Quilting Stencils* appears in the Jan/Feb 2004 issue of *Quilter's Newsletter Magazine*, page 40-41. Marty describes a step-by-step method for making quilting stencils in the magazine section called "Quiltmaker's Workshop."

I SPY FABRIC EXCHANGE


Don't forget about the fabric exchange at the December meeting! If you'd like to participate, choose a fabric with a theme or motif that would be fun to include in an 'I Spy' or picture play quilt for a small child. For example: cats, butterflies, cars, baseballs--almost anything that a small child could identify and call by name.

Make sure that the scale of the fabric will work with the 6 inch square size.

Prewash fabric (any amount--one yard will give you approx. 42 squares)

Cut into 6 inch squares (as many as you would like to exchange)

Pin one square on your shirt during the fabric exchange



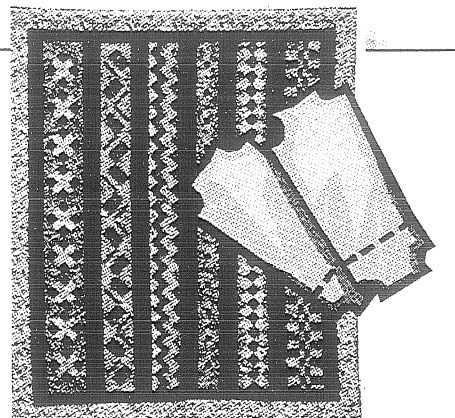
Ground Zero Quilt

The Ground Zero Quilt is an 89 inch square quilt made to commemorate the people who perished at the World Trade Center on 9-11-2001. Check it out at <http://www.GZQuilt.com/>

Opportunity Quilt drawing this month!

Mosaic Rhapsody

Queen Size Seminole Pieced
Quilt made by Kristin Otte.



Adult Ed

Winter Schedule 2004

The schedule of classes for the Winter Quarter will be in the Santa Barbara News-Press the last Sunday in December ... but here are three classes we know about so you can start thinking about what class you want to take! Marty Frolli will be teaching these classes, all on Tuesday and Thursday:

Beginning Quiltmaking starts January 13, and meets 9:00 am to noon at the Wake Center.

Quilter's Workshop starts January 13, and meets 12:30 to 3:30 pm at the Wake Center.

Fat Quarter Quilts starts January 15, and meets 9:00 am to noon at the Wake Center.

See you there?

NOVEMBER DOOR PRIZES

Thank you to the generous donors of the prizes, and congratulations to the winners!

A \$25.00 gift certificate donated by Baron's Fabrics in Camarillo.

Winner: Connie S.

A beautiful fabric wheelie cart, ideal for shopping at quilt shows. A \$50 dollar value, donated by Baron's Fabrics in Camarillo.

Winner: Diane Focht

"Bordeaux" collection of four fat quarters donated by P&B Textiles, AND "The Quilting Sourcebook."

Winner: Ursula

"Buddy & The Star Babies" collection of four fat quarters donated by P&B Textiles, AND four yards of charming star fabric, donated by South Sea Imports.

Winner: Lynn Manchester

Three hanks of batik fabrics, donated by Princess Mirah Designs, AND "The New Quilt 1 - Dairy Barn Quilt National."

Winner: Cindy Enderby

A \$20.00 gift certificate donated by Quilt Ventura.

Winner: Kathy Draine

Gift Idea:

Rice Bag Heating Pads

A fellow quilter friend gave me directions for a "Rice Bag" Now wait, this is a special bag that will keep your feet warm at night. It comes from your kitchen and your sewing room, and is a warm gift for anyone!

Take a 10" square piece of cotton material (cotton only!), fold it in half (right sides together), and sew one short end and up the long side. Use a scant 1/2" SA. Turn rightside out. This makes a little sack to which you add 12oz. (about 1 3/4 cups) uncooked long grain white rice. NO converted, brown or "minute" rice PLEASE! Now turn in the SA on the remaining open end and finish with sewing across it, locking your stitches so the rice can't get out. Are you still with me??

Take another cotton square cut a little bigger, say 10 1/2" X 11 1/2". This is going to be the little pillowcase to put the rice bag in. I used a plaid cotton flannel. Sew up this piece like you

did the sack only finish off the open end like on a pillowcase on your bed. This will be what can get washed if it gets soiled.

DON'T WASH THE RICE BAG!!

Now put your rice bag in the microwave oven, set on HIGH and time for 1 1/2 to 2 min. You be the judge at how hot you want it to be and this is why it all needs to be cotton.

Presto!!!! warm moist heat to sooth away those achy bones and muscles, esp in the neck from bending over the sewing machine or quilt frame to long. It's been my foot warmer these cold nights. I'm sure you can think of many more uses. headaches, earaches, etc.

Directions by Carol for SB's Quilter Friend

2004 Slate of Guild Officers and Appointed Committee Chairs





Elected Officers

President	Susan West
Vice President- Current Programs	Penny Odam
Vice President- Future Programs	Ann Edelman
Workshops	Nancy King, Celeste White
Recording Secretary	Paulette Ley
Corresponding Secretary	Judy Stanton
Treasurer	Sandy Hess
Parliamentarian	Angela Moll

Committee Chairs

2004 Opportunity Quilt	Wanda Livernois, Lena Scharfeld
2005 Opportunity Quilt	Robin Ruge, Angela Moll
Block of the Month	Jan Berkert, Mary Ann Huggins
Challenge Quilt	Cynthia Manzer, Barbara Franklin
Coastlines Distribution	Mary Deweese
Coastlines Editor	Susan Carty
Coastlines Layout	Peter Glatz
Community Projects	Kathy Laab, Diane Moore
Door Prizes	Jean McCaffrey, Dorothy Fitch, Francine Smith
Historian/Photographer	Betty Libbert, Doris Gilman
Librarian	Laura Nanna
Membership	Nancy Wood, Maureen Hyland
Refreshments	Mariel Hawel, Lucy Harville
Satellite Groups	Ruth Walters
Scholarships	Nola Ferguson
SCCQG Representative	Joyce Ball
Special Events	Marilyn Martin, Joann Conklin
Webmaster	Megan Miley
Welcome Committee	Janet Jensen, Nancy Olsen, Dorothy Gibbons



No Strings Attached!

Barbara Franklin sends along this great tip: When pre-washing fabric like flannels, try this method to avoid shredding, strings, and unravelings. Fill your machine with water, add the unfolded fabric, and soak for ten minutes. Do *not* agitate. Advance the dial to the spin cycle, spin dry the fabric, and then dry it in the dryer. She guarantees an end to your stringy problems!

2004 SCHEDULE FOR LECTURES, MEETINGS & WORKSHOPS

January: Margaret Miller urges her students "to reach for the unexpected". We will begin the new year with "2004, The Year of Your Quilt". An invitation to sit back and appreciate who we are as quiltmakers, and dream some dreams of the quilts we want to tackle in the coming year. www.millerquilts.com

February: This month Mickey Lawler will introduce us to 'Creating Your Own Fabric.' Owner of Sky Dyes, Mickey specializes in hand painted fabrics, and will teach us how to make beautiful sky textured fabrics for our own quilts. www.skydyes.com

On Feb. 24th, CQG, in conjunction with Adult Education, will sponsor a fiber arts lecture "John Gillow: World Textiles". In his "show and tell" lecture he will discuss tribal and folk textiles from around the world. John has written numerous books on textiles and the cultures that produce them.

March: Robyn Pandolf is best known for her fabric designs of vintage florals that give new quilts an antique look, for example, the Folk Art Wedding series for Moda Fabrics. She also designs wonderful folk art appliqué patterns and quilts. She is author of "Stitched with Love: A Mother's Quilting Legacy".

April: We will all look at our quilts a little differently after hearing Shirley Bertolino, a NQA certified judge who has juried many quilts shows. With our October quilt show in mind she

will talk about her judging experiences and give us some tips on how to make that prizewinning quilt.

May: Hollis Chatelain is known for dye painted art quilts depicting African life and has received numerous awards. One of her best-known quilts is the beautiful, haunting "Blue Men". Hollis lived in Africa for many years and was inspired by the people and their fabrics. www.hollisart.com

June: New Members Picnic and Book Sale. We will celebrate our new members with a sharing of good food and fun. Also we will have a book sale to benefit our library. Your used books will be a treasure to someone else and the proceeds will go to a great cause (our library!)

July: TBD

August: Nancy Halpern was a leader in the Quilt Revival Movement of the 1970's. She is a highly regarded quilter, artist, teacher, and historian. Nancy makes beautiful, contemporary pieced quilts and has exhibited and taught worldwide.

September: CQG Challenge is no doubt our most popular program. Skill, creativity, and fun surface when our members tackle the same design "problem". Members, friends and family are the jury in this friendly competition for prizes.

October: Many months of hard work culminate in our CQG Harvest of Colors Quilt show. As a treat for our tired hands and bodies we will have Danielle Tervo of Life Motion Fitness. She will teach us how to prevent injuries and be kind to our bodies as we work on our quilts.



November: Joen Wolfrom is known for strip-pieced landscapes, pictorial log cabin quilts, and curved designs and is the author of 6 quilting books including: "Visual Dance: Creating Spectacular Quilts" and "Color Play-Easy Steps to Imaginative Color in Quilts." www.joenwolfrom.com

December: Our mystery program is a mystery in more ways than one! In addition, we will end the year with the installation of officers for 2004 and presentation of our Community Quilts.

Coming in 2005: Laura Heine, Linda Ballard, and Marti Michelle.

Workshop Rules: Details of dates, supplies required, and class descriptions will appear in the newsletter and at www.coastalquilters.org. Sign-ups for workshops begin two months in advance of the speaker's appearance. The one-day workshop fee is \$35 (two days \$65) unless otherwise noted. Enroll in a workshop by check payable to Coastal Quilters Guild delivered to the Workshop chairs, Nancy King or Celeste White. Workshops not filled one month in advance will be opened to non-members.

All Programs are subject to change



GRANT HOUSE

SEWING MACHINES

Magnolia Center
5152-A Hollister
967- 3680

Coastal Quilters Library

The Coastal Quilters Guild is now the proud owner of the beautiful volume of Gee's Bend quilts. Thanks to the memorial donations in Zetta Hanna's name, the Guild was able to purchase this book for all the members to enjoy. In addition, Dr. Owen Hanna has donated another lot of Zetta's books to the Guild Library. We are indeed most grateful to him and will treasure these books in the coming years. Because the library now has some duplicate books, the board has decided to donate some of them to a guild in Southern California that lost its entire library in the recent fire. More details on this donation in the next newsletter.

**PLEASE RETURN ALL OVERDUE
LIBRARY BOOKS!**

Our Guild This Month:

December 11 Guild Mtg. 7 pm,
St. Andrew's Church.

Speaker: Earlene Fowler

*Wear name tags *Sign up for refreshments for January meeting. *Return books.

December 29 Newsletter deadline for January 2004 newsletter.

December Birthdays

Nancy Miller	2
Debbie Patelzick	4
Olive Moreno	5
Diane Davis	5
Susan Carty	6
Kathy Southard	9
Lupe Dwyer	10
Sue Scholl	12
Susan Italo	14
Amy Wilson	16
Diana Iler	21
Carol Boyce	23
Ranell Hansen	23
Penny Odom	24
Mariel Hawel	25
Dundie Schulte	27
Joanna Taylor	27
Cathy Gregory	30
Mooneen Mourad	31

SCCQG Calendar of Events: Dec – Feb, 2003/2004

The Calendar of Events is maintained by SCCQG and made available to members to aid in scheduling and advertising quilt shows and other guild-related activities. Calendar event notices will be accepted from any paid guild or individual member. Space priority is given first to guild activities. Notices are generally limited to four (4) lines.

2003

NEW **November 19, 2003 through January 25, 2004:** *Winter Quilt Exhibit: My World in Black and White*, Ontario Museum of History and Art, 225 South Euclid Avenue, Ontario, CA 91762, 909/983-3198
 Holiday closures: Dec 24, 25, 26, 31 and Jan 1.; Museum hours: Wednesday through Sunday from Noon to 4pm
 Admission is free - but donations appreciated!
 Special events:
 Dec 12 - Free family quilt workshop 4 to 4:55pm and 5 to 5:55pm
 Jan 8 at 4pm -Curator Anne Copeland will lead a tour of the exhibit and tea will be served. Non-members: \$5.00 Members: Free
 The museum is offering docent tours - 909/983-3198 for information.

2004

January 15-18, 2004: *Road to California*, Ontario Convention Center, Ontario, CA. For information call Toll Free 877.762.3222 or on the web at www.road2ca.com

January 17, 2004: *SCCQG Meeting* hosted by Road to California.

January 23 & 24, 2004. *Cotton Patch Quilt Guild - Quilt Show*-Kern County Fairgrounds, Bakersfield, CA. Opportunity Quilt, Quilt Guild Challenge. Admission \$5.00, \$7.00 for 2 days. For more information call LaNita Northway 661-327-0302

January 30-31, 2004. *Valley Quilters Quilt Show* at Valley Wide Recreation Center, 901 Esplanade Ave., San Jacinto. For more information, contact Mary Fidler, Show Chairman, at jfidler@ivic.net, or Jane Wesoloski, Guild President, at janetad47@aol.com

Up-date **February 28-29, 2004:** *South Bay Quilters Guild Quilt Show*, Torrance Cultural Arts Center. For information contact Pam Overton (310) 546-5990 pamoverton@earthlink.net or visit our website www.southbayquiltersguild.org

February 28 & 29 2004 : *San Diego People of Color Quilt Guild Annual Free Quilt Show*, Malcolm X Branch Library, 5148 Market Street , San Diego , CA 92114. Info: 619.479.1253

Treasurer's Report for October 2003


Income:

Door Prizes	\$79.00
Membership	\$85.00
Unknown	\$51.00
Total Income	\$215.00

Expenses:

Newsletter	(\$220.61)
Challenge	(\$29.88)
Rental	(\$150.00)
Storage Locker	(\$43.00)
Total Expenses	(\$443.49)

Previous month ending balance	\$5,539.77
Income	\$215.00
Expenses	(\$443.49)
Checking Account balance	\$5311.28





PAINTING SKY FABRICS with Mickey Lawler


Students will spend the day painting skies: blue summer skies, stormy skies, sunsets, soft sunrises, etc., with an emphasis on becoming familiar with non-toxic transparent permanent textile paints, mixing, and applying the paints to cotton fabric for use in quilts. Students generally complete about 2 - 4 yards of fabric pieces if weather is good and they are able to dry fabric outdoors.

Each student must bring:

- ☞ Assorted kitchen sponges, natural sponges, and cheap 2"-4" natural bristle brushes and sponge brushes.
- ☞ Apron (or old clothes)
- ☞ Plastic bags for possibility of having to take home some damp fabric
- ☞ Rubber gloves (disposable doctor-type from pharmacy work best)
- ☞ A few pictures of skies (notecards, magazines, postcards, etc.)
- ☞ 20"x30" piece of foamcore
- ☞ 2-4 yards of white 100% cotton fabric. It's not necessary to prewash fabric if drops of water sink immediately into the fabric. However, if drops of water sit on the surface, prewash fabric with detergent or choose a different fabric. No need to iron.
- ☞ A package or two of spring-type clothes pins (minimum 16 pins)
- ☞ Laundry marking pen, scissors, paper towels.
- ☞ 10-15 cottage cheese-style containers or 12 snack size "Gladware" containers.
- ☞ Lightweight to medium weight plastic drop cloth, cut into 15-20 pieces, approx. 2 feet x 1.5 feet (clear or white plastic only)
- ☞ Plastic plant mister bottle

\$12 material fee per student for paints, etc.

More information about Mickey's workshop will be in the next newsletter!



Community Quilts Placemat Project to end December 11

We have almost 40 placemats for Meals-on-Wheels (Carpinteria) as of the November meeting! Since more pieces of batting were picked up at that meeting, we expect to have lots of placemats to present on December 11th. Thanks for your enthusiastic support of this Community Quilts Project. Happy Holidays to all you generous and creative guild members!



Easy Pieces Workshop with Margaret Miller



Creative Color Play with Two Simple Quilt Blocks



Friday January 9, 2004

9:00am – 3:30pm

Goleta Valley Community Center

5679 Hollister Ave, Goleta, CA

Description

In this class based on Margaret's book by the same name (C&T Publishing), students work with two versions of a simple, template-free, "wedge-pieced" block. Both the block and its mirror image are cut at the same time. The blocks are made quickly, and create many quilt designs depending on how they are placed on the design wall. After doing guided block arrangements that teach moving value and color across the pieced surface, students will develop their own Easy Pieces quilt using one or both versions of the block.


Supplies Needed

- One copy of *Easy Pieces: Creative Color Play with Two Simple Quilt Blocks*
- Sewing machine – in clean and oiled condition, with several bobbins already filled
- Extra machine needles, bobbins, and toolbox that came with machine, machine cords, FOOT PEDAL, etc.
- Thread appropriate for machine (color doesn't matter)
- Cushion or pillow for your chair, to raise you to a good sewing height!!
- Scissors for fabric, thread snippers, and seam ripper
- Straight pins
- Rotary cutter with sharp blade (extra blades recommended)
- Acrylic straightedge – 6" x 24"
- Rotary cutting mat – large enough to cut fabric 22" wide
- Camera with flash capability, plenty of film for prints, extra batteries
- Six-inch acrylic square
- Designing Supplies:
 - 1-1/2 yards cotton quilt batting or flannel/backed tablecloth for vertical design wall
 - WIDE masking tape to adhere design surface to wall
 - Reducing glass (or other reducing device such as binoculars or camera)
 - FABRICS – Bring 8-10 values (dark through medium through light) in EACH of TWO color families. Bring about 1/2 yard of each fabric.
 - *NOTE:* You need not buy all this fabric new: Pull from your fabric collection first, and fill in value gaps with new fabric! You may bring two similar fabrics and use them as ONE of your 8-10 values in a given color family. The greater number of fabrics you bring, the more flexibility you will have in the workshop.

Please plan to arrive by 8:45 to set up for the workshop. Coffee and tea are provided by the Guild. Please bring a snack to share and either a sack lunch or you may choose to go out in the area. There will be a mid-day break for lunch.
Questions? Call Betty Kelley at 687-1443.

BLOCK OF THE MONTH - JANUARY

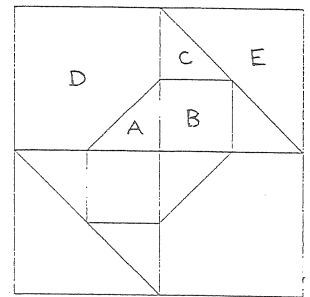
SPOOLS



What could be nearer and dearer to the heart of every quilter than....a spool of thread? (Well, maybe a huge fabric stash, but what good is fabric if you can't sew it together??) (Don't answer.) This stylized spool is fun and easy to make. Use a beige/tan/white print for the background, a dark brown print for the "spool", and **any two** contrasting colors for the "thread"!

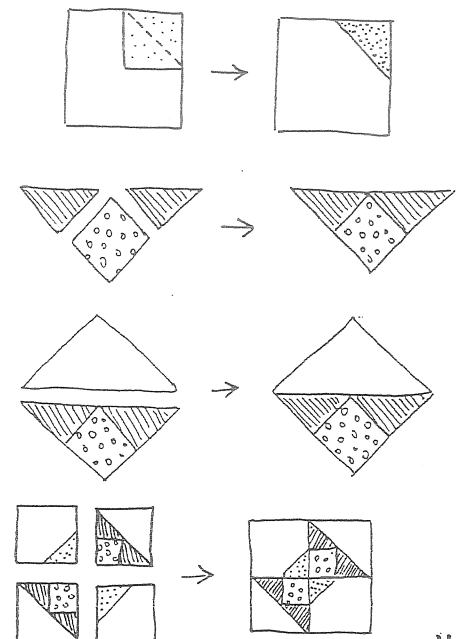
CUTTING

- From the **first color fabric**, cut:
 - Two 2-3/4" squares "A". Mark a diagonal line on the back of each.
- From the **second color fabric**, cut:
 - Two 2-3/4" squares "B".
- From the **dark brown fabric**, cut:
 - Two 3-1/8" squares. Cut each in half diagonally into "C".
- From the **background fabric**, cut:
 - Two 5" squares "D".
 - One 5-1/2" square. Cut in half diagonally into "E".

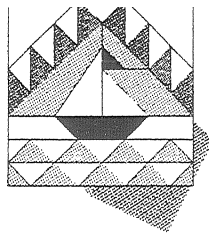


ASSEMBLY

- Pin a 2-3/4" square of color fabric A to one corner of each 5" background square D, right sides together, as shown. Sew along diagonal lines. Press open; trim away back layers of corner triangles.
- Sew two dark brown triangles C to each of the two 2-3/4" squares of color fabric B, as shown, to make two triangular units.
- Stitching with pieced unit on top, sew background triangles E to these units, as shown.
- Pinning to match seam intersections, sew all units together to complete block. Your block should measure 9-1/2".



Guild Web Page Address:
<http://www.coastalquilters.org>



This Month:

December 11 Guild Mtg. 7 pm,
St. Andrew's Church.

Speaker: Earlene Fowler

*Wear name tags *Sign up for
refreshments for January
meeting. *Return books.

December 29 Newsletter deadline for
January 2004 newsletter.

New Members and Membership Renewals

Memberships are yearly for new members and renewals.

Memberships may be added throughout the year.

Mail membership form with check or money order

for \$25 to: Coastal Quilters Guild, Inc.,
P.O. Box 6341, Santa Barbara, CA 93160

Attn: Membership

Guest fee: \$5.00

Coast Lines Newsletter

This is a monthly publication. Newsletter
articles will be accepted up until the 29th
of December for the January issue.

Send to Coastlines Editor

Susan Kinnell Carty

4891 Frances Street,

Santa Barbara, CA 93111 susan@carty.com

805-964-2942


Membership

Guild meetings are held on the second
Thursday of each month at 7:00 p.m.

at St. Andrew's Presbyterian Church,
4575 Auhay, Santa Barbara, CA.

Please carpool, parking is somewhat
limited. Coastal Quilter's Guild of
Santa Barbara and Goleta is a non-profit,
educational and charitable organization.

It is the purpose of the Guild to educate
its members about the history and
preservation of the art form of quilt
making and its related topics; also to
learn new techniques, improve skills
and to inform the community at large
about our quilt making heritage.



NON PROFIT ORG.
U.S. POSTAGE
PAID
Santa Barbara, CA
Permit No. 688

Coastal Quilters Guild
P.O. Box 6341
Santa Barbara, California
93160