


Coast Lines



Volume 7


Newsletter for Coastal Quilters of Santa Barbara

July 2004

July Speaker

Our speaker for July is Andi Perejda of Arroyo Grande. Here is an excerpt from an interview she did with Jean Look-Krischano at the International Quilt Festival in Houston in 2000.

More or less, I like to take old quilts and make them new in certain ways. I'm not really trained as a designer, I'm not an artist and I don't have a large art background. But what I always try to do is make something my own, in terms of color sense or how I approach it or change the set something. So there are two quilts in the show, one of them is called "Just Plane Fun" and it's an optical illusion quilt and what I did with that one was see if I could make a circle that was red and white solid fabric and make an optical illusion circle or what used to be called the kaleidoscope. I was able to do that using the rotary cutting techniques that we use today. My quilt is based on an old quilt from 1910 which was also in the "Hundred Best of the 20th Century" when I came last year to Houston. And so I made this small version of it, which is about 23 inches in diameter, and then set it together with modern black and white fabrics and have the circles sort of floating over the background with a shadow underneath.



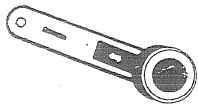
Inside this issue:

President's message	2
August speaker	3
Challenge Entry Form	4
Nancy Halpern Workshop	6
Quilt Show Application	Insert
Block of the Month	7
Quilt Show	8
Quilt Show Volunteer	9
SCCQG Calendar	10
Boutique News	11

Remembering Ann Duran

I was saddened to hear of the death of my friend, Ann Duran. Besides quilting and sewing Ann spent much of her time with the Hmong people in Santa Barbara, helping them to sell their beautiful reverse appliqué quilts and handi-crafts. The last quilt I remember her exhibiting was a wonderful queen sized log cabin in shades of blue and aquamarine. The last time I saw her she was painting lovely miniature watercolor pictures. What a gracious and talented woman she was.


Ranell Hansen



MY MOTTO

No one expects the stamp collector to actually mail letters with his stamps. No one expects the coin collector to use his coins in a vending machine for soda. So why does everyone expect me to use my fabric collection to actually sew anything?

The wonderful saying above came from Zook's Fabric Store in Intercourse, Pennsylvania. (Try their web site at <http://www.zandsfabrics.com>) Intercourse, is, of course, the center of the Amish country in Lancaster County, PA. Having just returned from a trip that included three days in that area, I will be writing a trip report for the next newsletter. But I had to share the motto with you right away!



President's Message



Did anybody see me on TV on Memorial Day weekend? I'm sure I must have been on television because the camera was practically in front of me. Yep, there I was in my royal blue rain poncho, huddled in the unprotected bleacher seats at the Indy 500. Did I look like I was having fun? It was a *long* day.

My husband likes to arrive at the racetrack in plenty of time. We got to the Speedway at 8 in the morning, though the race was not scheduled to begin until 11. Due to rain showers, the race didn't actually start until 1:30 in the afternoon. I ate my boxed lunch at 10:30 just to have something to do, having already read the Sunday paper and most of my *Quilting Arts* magazine. When it began to rain, I hurried to the souvenir stand to buy what turned out to be the last available Indianapolis Motor Speedway beach towel.

I knew the weather would not deter us from seeing the race, and I did not want to sit on wet bleachers, thus, the towel. During the next five hours, the race was started, then stopped for rain, restarted, and ultimately was ended early due to rain and tornado warnings. 175 out of the usual 200 laps were driven. Driver Buddy Rice was declared the winner. We left the Speedway at 6:30.

I was asked about my Indy 500 experience last night at a casual gathering at my home with our



Coastal Quilters board members. While I do not consider myself an avid race fan, I am amused and impressed by many aspects of the Indy 500 spectacle. Some observations: race fans are mostly male, mostly wearing ball caps; just outside of the racetrack gates are refreshment stands that sell 'Jumbo Turkey Legs'; the pit crews (mechanics that keep the race cars running and speed-change tires in just a few seconds) are usually more fun to watch than the race; the blowers used for drying the wet racetrack are louder than a jet plane; there is *never* a line for the women's bathroom at car events.



Just as I joke about car shows and car races, my husband could probably write an entertaining essay about his experiences at numerous fabric stores and quilt shows. *But not for this newsletter!* This newsletter is for serious quilters only, or at least for those serious about quilts. I hope that summer trips and family activities leave all of us plenty of time for working on our quilts for the October quilt show and for the September Challenge. The CQG Board is starting to line up new people for the 2005 Board. Please entertain the thought that being on the Board is a great way to get to know fellow Guild members. It feels good to take a turn doing some of the work necessary to keep our quilt Guild going strong. Try it, you'll like it.

Happy quilting, Susan West




Bus Trip to Pacific International Quilt Festival

Santa Barbara AirBus has made arrangements for a 2-day trip to Santa Clara for the Pacific International Show on Saturday and Sunday, October 16th and 17th. The cost is \$116 for double occupancy and \$226 for a single. This price includes overnight accommodations at the Hilton, which is just across the street from the convention center, and show admission for 2 days. The bus will leave Santa Barbara at approximately 6:00 AM on Sat. and return Sun. about 10:00 PM. A \$100 deposit is required at the time of sign-up.

We already have about 15 deposits, so don't wait too long as we expect a sell-out. The price is reasonable and none of us have to do the driving. All of you that have been on previous bus trips to quilt shows know we always have a good time. Who can have more fun than quilters?

For more details, call me at 967-6821. I will be making announcements and have fliers at the guild meetings and also take sign-ups. See you at the guild meetings or give me a call.

Let's go have fun!
Marilyn Martin



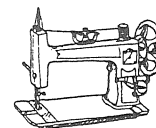
August Speaker and Workshop Nancy Halpern

Starting out 25 years ago as a traditional quilter, Nancy Halpern makes quilts that are almost instantly recognizable today. Her sense of color and design and her unique graphic qualities are all distinctive. Using a combination of planned out, carefully conceived design areas and free form random elements, she strives to portray both substance and emotion in her work. With her bold geometry and subtle use of color, she helped

open doors for all of us today. One of her quilts is included in the 100 Best of the Century.

Along the way, she has developed techniques such as tessellation and geometric manipulation to help free the quilter to express the thought behind the image. Her advice to all quilters is to "defy authority!" Her goal in teaching is to give others the tools to figure out how to say and do what they want to.

Anyone with an interest in learning how to expand their own "quilt vocabulary" would enjoy this presentation and workshop.



June Door Prize Winner

Ruth Wilson was the lucky winner of the Singer Featherweight Sewing Machine at the June Meeting. Rumor has it that it was a very lucky win for Ruth because her current sewing machine had just broken down. Congratulations, Ruth, and thanks to Suzy Carter's friend who donated this wonderful door prize!

Andrea Perejda Workshop *Whigged Out on the West Coast*

Friday, July 9, 2004

9:00 am - 3:30 pm

Goleta Valley Community Center
5679 Hollister Avenue, Goleta CA

If you have the June 2003 issue of *Quilter's Newsletter Magazine*, Andi's quilt, "Whigged Out on the West Coast" is the *Photo Finish* featured quilt on the very last page. Beautiful!

Fabrics

Background Fabric: For the entire quilt, as patterned, 4 and one-half to five yards. For each repeated appliqué block, the background fabric should be cut 24 inches square. There are five of these blocks in the quilt as made by Andi. You are free to make as many as you like! The large bouquet block should be cut 38 or 39 inches square. You may vary the background fabrics for a more scrappy look.

Other Fabrics: Choose colors which please you and which contrast with your background fabric. You will need a yard or so of stem fabric, but you may use several closely related colors of green if you wish. The heart-shaped flowers and the circular flowers may be whatever pleases you. Scraps will work, but the pieces must be good size.

Supplies

Sharpie pen

Freezer paper

Small sharp scissors

Needles: Sharps or betweens

1 24-inch square of pink-dot pellon for overlay

Bias Bars (three-eighths and one-quarter inch)

Small pieces of white cotton batiste (a few 6" squares should suffice)

Scraps of a flat batting material such as cotton or Hobbs 80/20

White cotton yarn: 4-ply worsted weight Sugar 'N Cream made by Lily

Threads: To match flower and stem fabrics. Cotton thread #50 or #60 Mettler.

Plastic template material.

Sharp silver and white chalk pencils.

Small silk pins or short applique pins

Rotary cutter, mat, and ruler

Straight stitch sewing machine

There is an \$8.00 kit fee.

Please plan to arrive by 8:45 to set up for the workshop. Coffee and tea are provided by the Guild. Please bring a snack to share and either a sack lunch or you may choose to go out in the area. There will be a mid-day break for lunch. Questions? Call Nancy King at 687-2079 or Celeste White at 964-6362.

CHALLENGE 2004: ENTRY FORM

EARTH, WATER, WIND & FIRE

This entry form must accompany each Challenge quilt. The quilts will be stored after the September guild meeting and taken to the Showgrounds for display at the Harvest of Colors 2004; no additional entry form is required. In order to protect your quilt and maintain the aura of suspense, please put your quilt in a pillowcase or bag and attach the application to the outside. Quilts may be dropped off at Blue Island Quilts from Monday, August 16th through Saturday, September 4th, or you may call Cynthia Manzer (687-0657) or Barbara Franklin (969-4082) to arrange drop-off or pick-up. *All quilts must be turned in by Saturday, September 4th.* Remember, your entry must be a quilt no larger than 120" around and inspired by one or more of the theme elements. Don't forget to put a sleeve on the back!

Name _____ Phone # _____

Quilt Name _____ Size _____

Techniques used:

What was your inspiration, challenge or interest in making this quilt? How does it reflect the Challenge theme?

CHALLENGE 2004: YOUR GUILD NEEDS YOU!

The Challenge quilt show will be the focus of the September Guild meeting, and the Guild needs your participation and support in order to make it a success. What can YOU do?

- > Challenge yourself to make a quilt inspired by this year's theme, EARTH, WATER, WIND & FIRE.
- > Put a sleeve on your quilt and, along with a completed Entry Form, turn it in by September 4th. The Entry Form is in this newsletter.
- > If you have one or more quilt stands that the Guild could use at the September Guild meeting to display Challenge quilts, please contact Barbara Franklin (969-4082) or Cynthia Manzer (687-0657).
- > If you have white sheets that the Guild could use at the September Guild meeting to display Challenge quilts, please contact Barbara or Cynthia.

Call for Entries - Artist Opportunity

All artists working in fiber arts, painting, sculpture, drawing, printmaking, photography, ceramics, glass, metal and mixed media are called to enter a quilt art national juried exhibition hosted by Makeready's Gallery 214 ArtSpace in Fall 2004 at its large exhibit space in Montclair, New Jersey. Jurying is by slides.

"Quilts For Art Sake 3", third annual contemporary quilt art exhibit, Oct 8 - Nov 28, 2004 at Makeready's Gallery 214 ArtSpace for Fall 2004.

Deadline for entries: August 15, 2004

Jurors: Patricia Malarcher, fiber artist & editor of *Surface Design Journal* and Maureen R. O'Brien, artist & director, Makeready Press Gallery

Objective: To exhibit contemporary quilt art, displaying a broad scope of work by artists working in studio art quilts both traditional and non-traditional, who may use very diverse media to express their visual world. Works must be a quilt/layered composition and may be in any medium.

Awards:

Three artists will be invited to participate in a three-person invitational exhibit in 2005 valued at \$1500.

Source Book Presentation: Each accepted artist's slides shall be included in the in-house gallery source book for one year.

Juried by slides. Entry fee = five slides for \$35.

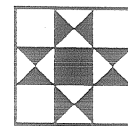
Insurance: Makeready Press Inc. insures all accepted works in the gallery during the exhibit period.

For Prospectus send #10 SASE :

Makeready Press Gallery, 214 Glenridge Ave., Montclair, NJ 07042.

For information call 973-744-1940, fax 973-744-2202,

We can fax artists a prospectus and it may be duplicated.

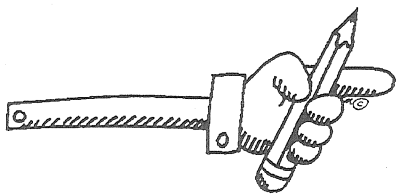


Fabrics of Our Lives The Stories We Could Tell


This is a wonderful exhibit at the Women's Center Gallery at UCSB that opened June 17th and will stay until August 27th. The gallery hours are 10-12 and 1-4, Monday through Friday.

Whether marking a significant event or the fabric used to create a piece, every quilt or fabric assemblage has a story to tell. These colorful and vibrant artworks share memorable stories as told through the needle and thread of the artists from the university community, past and present. This exhibition was the outcome of a conversation between Leslie Zomalt, the first director of the Women's Center, and De Acker, the current director. Zomalt has created many quilts and is among the artists in this show. Faculty, staff, and alumni are represented in the gallery.

Several members of the Coastal Quilters Guild have quilts in this exhibit, including Jan Inouye and Diane Eardley. A full report of the exhibit will be in the next newsletter.



Nancy Halpern Workshop

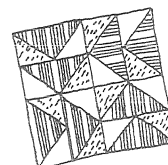


Friday, August 13, 2004
9:00 am – 3:30 pm
Goleta Valley Community Center
5679 Hollister Avenue, Goleta CA

For information about Nancy, her work, and her workshops, go to this website: <http://www.sheinstein.addr.com/Nancy.html>

Supplies:

- Ruler
- Pencils or markers
- Template material - posterboard is what she prefers for herself (she called plastic template material the devil), but if people like plastic, that is fine with her.
- Glue stick
- Pins
- Scissors



Fabric:

- White background 36" square. Any material will do: felt, muslin, etc.
- Fabric (she is a scrap person so scraps are fine). A wide variety of prints, solids, stripes, your favorites and uglies, using many sections of the color wheel. Small pieces are fine and sharing is encouraged but NOT mandatory, especially with personal treasures.

Please plan to arrive by 8:45 to set up for the workshop. Coffee and tea are provided by the Guild. Please bring a snack to share and either a sack lunch or you may choose to go out in the area. There will be a mid-day break for lunch. Questions? Call Nancy King at 687-2079 or Celeste White at 964-6362.

QUILT Entry Form

Member/Exhibitor's Name _____ Daytime Phone _____

Address _____ Evening Phone _____

City, State, Zip _____

Name of Quilt _____

Size: width _____ in. x length _____ in. Predominant color(s) _____

Quiltmaker _____ Quilted by _____

A photograph of the quilt must accompany this application.

Please staple labeled photo to the back of this form. Photos will not be returned.

Techniques: (check predominant technique) Hand Pieced _____ Machine Pieced _____

Hand Appliquéd _____ Machine Appliquéd _____ Embellished _____

Special Techniques: _____

Do you want your quilt judged? Yes No

A \$5 check for judging fees payable to CQG must accompany this form.

(For questions about judging and categories, please call Ruth Walters 687-2709.)

Size of quilt: Large width plus length must be no less than 120"

Small (width plus length must be less than 120")

Indicate in which category you want to be judged (see back of form for categories)

Traditional _____ Innovative _____ Group _____ Pictorial _____

Quilted by Hand _____ Machine quilted by quiltmaker _____ Commercially quilted _____

Please indicate the priority of this entry for inclusion in the show. 1st choice _____ 2nd choice _____

(You may submit more than one quilt. Your first choice is automatically entered in the Showcase.)

Is this quilt entirely your original design? Yes _____ No _____ (If no, list design source below.)

Quiltmaker's statement for signage purposes. (Write a few sentences about your entry. You may want to mention theme, meaning, etc. Please credit source of inspiration such as workshop/pattern/book. This statement may be edited for length, grammar, clarity and style.) _____

Is your quilt for sale? No _____ Yes _____ Price? \$ _____ (A 15% commission will be due the Guild.)

Use a separate form for each entry and submit by mail to: Quilt Show Acquisitions Committee
c/o Kristin Otte (683-4390); 5724 Armitos Ave., Goleta, CA 93117

DEADLINE FOR SUBMISSION OF ENTRY FORMS: Monday, August 2, 2004

Committee Use Only Date Rec'd _____ Submission No. _____

Quilt Exhibitor Information

This exhibit is a **members' showcase**, providing an opportunity for everyone to display their newest, best, or favorite quilt(s) at a large show. The committee urges each and every member of the Guild to submit one or more entries to this event.

Submit your written entry(ies) as soon as possible. **It's not too early to reserve your place on the wall.** Your quilt(s) must be completed by the application deadline. Every member of Coastal Quilters Guild is assured of the display of at least one quilt. Exhibit space permitting, additional quilts will be selected according to available space. Please indicate the priority of the submitted entry; every effort will be made to honor your priority.

For purposes of this show, a **quilt** is defined as a fabric construction consisting of a front, filler layer, and back held together with stitching and made by the member-exhibitor. Cheater panels and tied quilts will not be accepted. Quilts may not have been hung at a previous CQG exhibit.

Security Arrangements: Every effort will be made to protect all quilts. Accounting and surveillance will be strictly planned and maintained. Eating and smoking are prohibited in the exhibit hall. Responsible white-gloved hostesses will try to keep all quilts in view at all times and will discourage touching by viewers. However, CQG show insurance does not cover the quilts. Each owner is responsible for insuring her own quilt(s) for loss and damage.

Sleeve: A 4" sleeve must be attached to the back top. This provides a safe and secure means of hanging the quilt. Quilts without sleeves will not be exhibited.

Label: An identifying label should be sewn securely to the quilt on the back of the lower right side stating the quilter's name, address, telephone number, and name of quilt.

Photograph: A photograph of the quilt must accompany this application. Please label the photo and staple it to the back of this form. Photos will not be returned.

Judging: If you wish your entry to be judged, you must cover the label with a piece of cloth or paper pinned to the quilt. A **\$5 fee** for judged quilts must accompany this form.

Packaging: Each quilt must be delivered in its own pillowcase with the maker's name marked in indelible ink in large letters on the hem. This will help keep the quilt clean and facilitate transport.

Categories *Here is a brief outline of the judging categories.*

Traditional: a pattern or design with an established history in the quilting tradition.

Innovative: a design with fundamental deviation from traditional patterns and sets, reflecting growth through tradition.

Group: a quilt made by two or more people, excluding commercial quilting.

Pictorial: an art quilt that illustrates a recognizable image, such a people, wildlife, cityscapes, etc.

August Block of the Month

Windmill Block

Finished Block Size: 10"

Unfinished Block Size: 10-1/2"

Fabric Selection:

- Background: Blue solid or print
- Windmill: White or white on white

Cutting:

From white fabric cut: two 5" squares and one 2-1/2" x 11" strip.

From blue fabric cut: two 5" squares, one 2-1/2" square and one 2-1/2" x 11" strip.

Assembly:

This block requires four 4-1/2" half-square triangles which are made by using one white and one blue 5" square, right sides together, line drawn from corner to corner and sewn 1/4" on either side of the drawn line and cut apart on the solid drawn line. Square half-square triangles to measure 4-1/2" square.

With right sides together, sew the white and blue strips together along the 11" side. Press seam to blue and square one end of unit. Cut four pieces 2-1/2" wide from the blue & white strip.

Please refer to the block diagram for the correct orientation of the half-square triangles and the strip pieced square units.

- The first row of the block is assembled by using a half-square triangle, one blue and white square unit and a half-square triangle.
- Row two is assembled using a strip pieced square unit, the 2-1/2" blue square, and a strip pieced square unit.
- Row three is assembled using a half-square triangle, one blue and white square unit and a half-square triangle.

Sew rows 1, 2, & 3 together to complete the block

Staying cool during the heat of August will not be a problem when you choose a cool blue fabric combine it with a crisp snowy white fabric and make the August Block of the Month windmill block. This block is sure to have you thinking cool thoughts



Quilt Show 2004



How is your quilt for the show coming? We are hoping that *Kristin Otte* will be concerned there are too many quilts to hang. Not to worry—we promise room to hang each member's first choice and maybe even some second choices. Our judges are in place and it is a wonderful opportunity to take the option of having your quilt judged for the small fee of \$5.00. This will give you some good professional advice on what you are doing well and where you can improve your creations. Also, there will be ribbons awarded in a wide variety of categories and for many quilts. *Ruth Walters* can help you with questions about the categories.

Garment entries are more than welcome. Wearable art adds much to the show.

Questions? Call *Joann Conklin*. Keep working on your boutique items. We have a great reputation for the quality of our for sale goodies. *Evelyn Gorrindo* can help you there. Next month *Cynthia Manzer* will be actively asking for volunteer help as the show draws near. *Judy Stanton* will have information about the dinner on Friday night before the show. All who want to purchase a ticket for this can arrange it with Judy.

The next meeting of the show committee will be Tuesday evening, July 20, at Maravilla at 7:00 PM. All are welcome—it is your show and we need your input. Questions or comments? Feel free to call me, *Betty Kelley*, at 692-0075.



Advertising

If you are a member of the Coastal Quilters Guild and you sell products or services relating to quilts, you can be listed in this section of our newsletter. Your listing is free, and special attention will be paid to members offering discounts, "stash" cards, classes, or sale events. Please send your information to Newsletter Editor, PO Box 6341, Santa Barbara CA 93160. For specific questions, please e-mail Susan Carty at susan@carty.com.

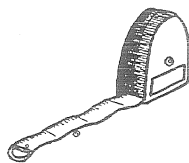
✓ = Stash Card * = Discount to Guild Members ♦ = Sale Event
 ✕ = Classes Offered

Baron's Fabrics *
 379 Carmen Road
 Camarillo, CA 93010
www.baronsewfab.com
 482-9848

Blue Island Quilts ✓ ✕
 5140 Hollister Avenue
 (Magnolia Shopping Center)
 Santa Barbara CA 93111
 683-0112

Craft Essentials *
 187 S. Turnpike
 Santa Barbara CA 93111
 681-3115

Grant House Sewing Machines * ✕
 5152-A Hollister Avenue
 (Magnolia Shopping Center)
 Santa Barbara CA 93111
 967-3680




Linda Karppinen
 Quilt Appraisals
www.qalinkarp1@aol.com
 563-0817

Nancy King
 ♦ 2nd quilt half-price; call for details
 Santa Barbara Custom Quilting
www.sbcustomquilting.com
 687-2063

Quilt Ventura ✓ ✕
 4572 Telephone Road, #908
 Ventura CA 93003
www.joey@quiltventura.com
 658-9800

Note: Members of the Coastal Quilters Guild are entitled to run one free "classified ad" a year in the newsletter. If you have a special need or an item you wish to sell, contact the Newsletter editor for details. No other commercial advertising will be accepted.



QUILT SHOW VOLUNTEER OPPORTUNITIES

WHAT WOULD YOU LIKE TO DO?

It's not too early to think about what job(s) you would like to do to make our quilt show a success! Please consider the various volunteer activities described below, and talk to the contact person if you have questions. Sign-ups will begin at the August meeting.

Publicity: Prior to the show, at least one volunteer is needed to assist with advertising contacts and/or help distribute posters with information about the show. Contact Penny Odom (563-4979).

Acquisitions: About 7-10 days before the show, collectors are needed to collect an assigned number of quilts. They must bring those quilts to the judging session the Thursday before the show and take the quilts to Earl Warren on Friday to be hung. Volunteers also are needed to help re-distribute the quilts at the end of the show on Sunday afternoon. Contact Kristin Otte (683-4390).

Set-Up: The day before the show, volunteers are needed to set up the show, including hanging the quilts. These people must be able to climb a ladder, hold their arms up in the air, carry at least 20 lbs. (big pile of quilts), and follow instructions to the letter. Contact Judith Nybakken (967-0276) or Ranell Hansen (684-7042).

Take-Down: Sunday afternoon, at the close of the show, volunteers are needed to take down the show. See requirements listed for Set-Up. Contact Judith Nybakken.

Admission Sales: During the show, these volunteers will sit at a table at the show entrance and sell admission wristbands. Contact Cynthia Manzer (687-0657).

Information Table: During the show, these volunteers will sit and provide information about the Guild and answer questions. Contact Cynthia Manzer (687-0657).

Opportunity Quilt: During the show, these volunteers will sit with the Opportunity Quilt and sell raffle tickets, as well as the Guild-logo tote bags. Contact Wanda Livernois (962-4247) or Lena Scharfeld (682-3639).

Featured Artist: During the show, volunteers are needed to sit in the display area and sell books. Other volunteers will be "white glovers" (see below). They will need to be familiar with Velda Newman's work. Contact Susan West (962-3650).

White Glove: These volunteers, wearing white gloves provided by the Guild, are the show hostesses. They will show quilt backs, answer questions and help as needed. They will be on their feet for approximately 2 hours. Contact Cynthia Manzer (687-0657).

Floater: During the show, these volunteers will assist the Show Chair and Vendor Committee and fill in where needed. They may be on their feet for approximately 2 hours. Contact Cynthia Manzer (687-0657).

Security: During the show, these volunteers will sit at the side or back doors. Contact Cynthia Manzer (687-0657).

Education: During the show, these volunteers will assist visitors with the Education activity and answer questions. Contact Oleta Bennett (964-2114).

LIHONG MA IS SCHOLARSHIP WINNER!

Lihong Ma was born in China, and her family chose her career for her. She studied law and politics, and taught in China. After she met and married her husband, Long Jiao, they came to the United States where she was able to study art at Santa Barbara City College. She is this year's winner of the Coastal Quilters Guild Art Scholarship (awarded through the Foundation for Santa Barbara City College).

Congratulations, Lihong Ma! Your work is beautiful!



SCCQG Calendar of Events • July - September 2004

The Calendar of Events is maintained by SCCQG and made available to members to aid in scheduling and advertising quilt shows and other guild-related activities. Calendar event notices will be accepted from any paid guild or individual member. Space priority is given first to guild activities. Notices are generally limited to four (4) lines.

July 11-15: **Camp Watch-a-Patcher** sponsored by the Orange County Quilt Guild at Concordia University, Irvine. For information, visit their website at www.orangecountyquiltersguild.com

July 17: **SCCQG Meeting**, hosted by Schoolhouse Quilters of **Rosemead**. Topic: Meet the Teachers

August 7-8: **Quilt Daze V (Quilt Show)**, Yorba Linda Community Center, **Yorba Linda**, CA 92886. Sponsored by Yorba Linda Historical Society and Yorba Linda Woman's Club. Admission \$5.00, 10-4 Saturday & Sunday. For more information please contact Julie Astle 714-777-2096, or e-mail ylquiltdaze@aol.com.

August 20-22: **Fabulous Fiber Fest** in **Santa Monica** – classes, market, and fashion shows! For information send a SASE (\$0.60 stamp) to 3767 Overland Avenue, Suite 102, Los Angeles, CA 90034. or visit www.thefiberfest.com

September 2: **San Diego Quilt Show Preview Party** – 6 to 9 PM; Advance \$20, or \$30 at the door. Proceeds to benefit San Diego Habitat for Humanity's effort to rebuild after the Oct. 2003 firestorm. Food and drinks will be provided. A limited number of tickets available at www.sandiegoquiltshow.com or from SDQS members or mail a check payable to SDQS to: Preview Party, SDQS, Inc., P.O. Box 420948, San Diego, CA 92142-0000 (904)

September 3-5: **San Diego Quilt Show**. San Diego Convention Center, 111 W. Harbor Drive, Hall F, Fri/Sat – 10 to 6; Sun – 10 to 4. Admission: Adults - \$7; 4-10 yrs - \$3.50; 3 & under – free. For information contact 619-443-2706 or e-mail: sdqs2002@hotmail.com or visit the website – www.sandiegoquiltshow.com

September 4: Mountain Quilters Cottage, Willow Woods Quilt Guild, and Dogwood Quilt Guild present **The Annual Skyforest Quilt Show** at Kuffel Canyon and Sycamore Streets in **San Bernardino** Mountains from 10 AM to 4 PM. The non-juried free admission show features a small quilt auction, challenge contest, demonstrations, antique quilts and sewing machine displays, a Longaberger Basket Weaver, opportunity quilt, and refreshments. info 909-337-1521 or edith_miller@eee.org.

September 9-10-11: **LA County Quilt Guild Quilt Show**, Lakewood Country Club, 3101 E. Carson. For more info. contact Carolyn Grund, (562)422-2084.

September 10-11: **Quilting in the Valley** returns better than ever! Presented by Valley Quiltmakers Guild and San Fernando Valley Quilt Association at the Airtel Plaza Hotel, **Van Nuys**, CA (formerly at CSUN). Hours: Friday, 10-7, Saturday 9-4

Thanks to Blue Island Quilts!

At the Quilters Run in June we were able to display our Opportunity Quilt at Blue Island Quilts. The Run was a successful event even though the Gaviota Fire stopped a few quilters, or at least slowed them down.

Thank you also to all who volunteered to sell tickets for the Opportunity Quilt: Barbara Maxwell, Karin Cooper, Colby Kline, June Brandon, Judy Stanton, Kristin Otte, Judy Gorrindo, and Diane Eardley.

Opportunity Ticket Committee
Wanda Livernois and Lena Scharfeld

Satellite Group News

We would like to form a new satellite group of quilters who live in Carpinteria and other southern areas. If you are interested, please contact Ruth Walters either by e-mail at RUTHQ2@aol.com or by telephone at 687-2709. Please indicate day or evening preference.

Joining a satellite group is a wonderful way to meet new quilter friends!

2004 Guild Officers and Appointed Committee Chairs

Elected Officers

President	Susan West	962 3650
V P- Current Programs	Penny Odom	966 0516
V P- Future Programs	Ann Edelman	658 3634
Recording Secretary	Paulette Ley	964 5780
Corresponding Secretary	Judy Stanton	695 8828
Treasurer	Sandy Hess	682 8569
Parliamentarian	Angela Moll	683 6622
Workshops	Nancy King	687 2079
	Celeste White	964 6362

Committee Chairs

Coastlines Editor	Susan Carty	964 2942
2004 Opportunity Quilt	Wanda Livernois	962 4247
	Lena Scharfeld	682 3639
Challenge Quilt	Cynthia Manzer	687 0657
	Barbara Franklin	969 4082
Community Projects	Kathy Laabs	965 3933
	Diane Moore	968 2104
Refreshments	Mariel Hawel	965 6827
2005 Opportunity Quilt	Robin Ruge, Angela Moll	
Block of the Month	Jan Beckert, MaryAnn Huggins	
Coastlines Distribution	Mary Deweese	
Coastlines Layout	Peter Glatz	
Door Prizes	Jean McCaffrey, Dorothy Fitch, Francine Smith	
Historian/Photographer	Betty Libbert, Doris Gilman	
Librarians	Laura Nanna, Heather Georgakis, Erma Sheaha	
Membership	Nancy Wood, Maureen Hyland	
Satellite Groups	Ruth Walters	
Scholarships	Nola Ferguson	
SCCQG Representative	Joyce Ball	
Special Events	Marilyn Martin, Joann Conklin	
Webmaster	Megan Miley	
Welcome Committee	Janet Jensen, Nancy Olsen Dorothy Gibbons	

Boutique News

Three more months and all the Boutique participants will be ready for our big event. *Are you ready?* Every item to be sold must be priced and initialed by the maker. Be sure and check your initials with Evelyn Gorrindo to make sure no two people have the same set of initials! Having the price and initials on every tag is how the sales are tabulated, so everyone gets the money for her/his own items and the Guild gets the proper percentage of the sales.

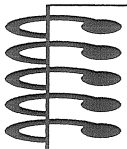
Meet Evelyn during the general meeting in-termission to sign up for your hours to work. Each Boutique participant will work for two hours each day. You can't sell if you don't work!

Call Evelyn at 687-2170 if you have any questions or if you can't make the July meeting.



Treasurer's Report, May 2004

Starting Balance	\$6554.63
Income	
Door Prizes	\$350.00
New members & visitors	\$135.00
Opportunity Quilt	\$90.00
Workshop - May	\$890.00
Total Income	\$1465.00
Expenses	
St Andrews rent and set-up	\$150.00
San Marcos Storage	\$60.00
Workshop - May	\$1780.08
Newsletter printing	\$281.83
Total Expenses	\$2271.91
Ending Balance	\$5747.72



Guild Web Page Address:
<http://www.coastalquilters.org>


THIS MONTH

- July 8 Guild meeting 7 PM
- Speaker: Andrea Perejda
- *Wear name tags
- *Sign up for refreshments for August
- *Return Library books
- July 15 Board meeting
- July 16 Newsletter deadline for August newsletter.

Guild meetings are held on the second Thursday of each month at 7:00 PM at St. Andrew's Presbyterian Church, 4575 Auhay, Santa Barbara, CA. Please carpool, parking is somewhat limited. Coastal Quilters Guild of Santa Barbara and Goleta is a non-profit, educational and charitable organization. The purpose of the Guild is to educate its members about the history and preservation of the art form of quilt making and its related topics; to learn new techniques and improve skills; and to inform the community at large about our quilt making heritage.

CoastLines Newsletter
 This is a monthly publication. Newsletter articles will be accepted up until the 16th of July for the August issue.
 Send articles to Editor:
 Susan Kinnell Carty
 4891 Frances Street
 Santa Barbara, CA 93111
 e-mail: susan@carty.com


NEW MEMBERS AND MEMBERSHIP RENEWALS:
 Mail your membership form, check or money order for \$25 payable to:
 Coastal Quilters Guild, Inc.
 Attention: Membership
 P.O. Box 6341
 Santa Barbara, CA 93106



Guest fee: \$5.00



3814041574 20



NON PROFIT ORG.
 U.S. POSTAGE
PAID
 SANTA BARBARA, CA
 PERMIT No. 688

Coastal Quilters Guild
 P.O. Box 6341
 Santa Barbara, CA
 93160