


# Coast Lines



Volume 10

Newsletter for Coastal Quilters of Santa Barbara

October 2004



## October Speaker

The Coastal Quilters Guild program for October is one that will benefit all quilters. Our speaker, Danielle Tervo, has certification in group fitness and personal training. Danielle will present a seminar entitled 'Watch Your Back,' which will focus on methods of strengthening and stretching the back, correct postures, and simple exercises to keep us in shape for the heavy-duty sewing we all enjoy. This very special seminar will help all of us learn how

to prevent the aches and pains that are common to quilters. If you'd like to send questions to Danielle ahead of time, her e-mail is lifemotion@cox.net. There will be time for questions at the end of the seminar.



## Members' E-Mail List

If you have a valid e-mail address and you have not received any Guild e-mails in the past month, please send me an e-mail so I can add you to the list. If you know that your address has changed or is different from what's in the Guild Directory, please let me know. If you don't want to receive Guild e-mail announcements, don't send me your address, or let me know if I should take it off my current list. If you don't have an e-mail address, but you want to receive Guild announcements, call me at 964-2942, and we will work out a telephone calling list.

The following people have addresses that "bounced" when I sent out the last announcement (the e-mail addresses that I used are the same as the listings in the Directory):

- Harriet Bender
- Anne Braddock
- Harlene Bailey
- Gwen Dandridge
- Kitty Maxwell
- Cecelia Puppo

Now the only thing you need to know is my e-mail address:  
susan@carty.com

I'm asking you to e-mail me because I can capture your address for sure that way, and I don't have to figure out your handwriting!

☺

Thanks, Susan Carty

### Inside this issue:

President's message	2
2004 Challenge	3
Square exchange	4
Block of the Month	Insert
Joen Wolfrom Workshop	5
SCCQG Calendar	6
Birthdays	7
Treasurer's Report	7

## Harvest of Colors 2004

Coastal Quilters Guild  
Members' Showcase  
October 9-10, 2004  
10:00 AM - 5:00 PM  
(4:00 PM on Sunday)

Earl Warren Showgrounds

Please contact your committee chairman or Cynthia Manzer (687-0657) if you have any questions about your job at the Show. See you there!

## Community Quilts

A Unity Shoppe representative will be with us at the October meeting to receive the quilts we have made for them so far. Look forward to a parade of all the wonderful quilts made by our members to be given away to needy families by the Unity Shoppe.

Many thanks to all the Guild members who have made Community Quilts, and who donated fabric and

Continued on page 2

## President's Message

Hello. My name is Susan and I am a workshop groupie. It's true. In fact, it is obvious to anyone visiting my sewing room that I have fallen under the influence of many a quilting teacher. I have quite a collection of unfinished workshop projects. There is the Ricky Tims pieced Tulip, a Jean Ray Laury set of unused silk screen paints, French ribbons from Elly Sienkiewicz's ribbon embroidery class, a painted muslin pear created during my day with Velda Newman, one half of the front of a jacket designed during a Rachel Clark class, some liberated house blocks a la Gwen Marston, and of course, my Peaky and Spike templates from delightful Doreen Speckman. Believe me, I could go on and on.

Perhaps I should be embarrassed about accumulating so many UFO's, but that is not the case. I learn something new in each and every workshop. Of course some classes are better than others. Some teachers are more articulate or more entertaining, and some just have a quilting style that I really like.

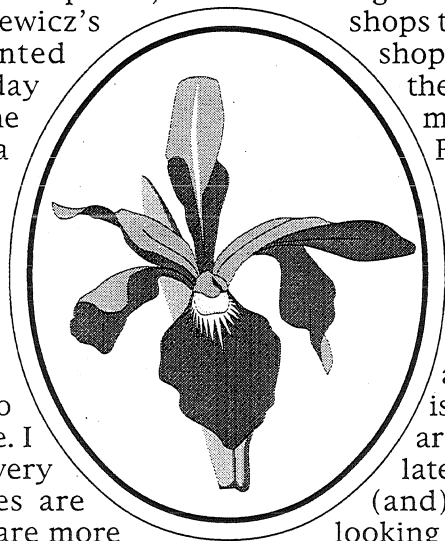
When I attend quilting classes in other towns I invariably engage in conversations about the area quilt guilds. Again and again these discussions reinforce how lucky I am to be a member of Coastal Quilters Guild. Very few other guilds have the number or the caliber of quilting speakers that we have. The little guild that I visit in Colorado can hire only one or two speakers a year. Whenever a member of that guild takes a class or workshop out of the area, that member returns to teach the other guild members about the re-

cent class. Also, I have learned that most other guilds do not have access to the outstanding adult education quilting classes offered in our area. We are so lucky.

This month the CQG Board will discuss workshops. Should we continue to offer as many throughout the year? Should we open the workshops to other guilds? Why have the workshops in recent months not filled? (FYI, the least expensive full day class at this month's Pacific International Quilt Festival in Santa Clara, CA is \$55. Our workshop fee is \$35.) If any of you have thoughts about the answers to these questions please take the time to e-mail me or write me a note. This Guild is a non-profit organization whose primary purpose, as written in our mission statement, is to educate the members about 'the art form of quilt-making and its related topics; to learn new techniques (and) improve skills....' Your Board is looking for the best way to do that.

OK, here's one last reluctant confession from this workshop groupie. I admit that there have been a few instances when I spent time experimenting with techniques that I never want to try again. One vivid memory comes to mind. At the end of a two day workshop spent trying to get the hang of Paula Nadelstern's tricky kaleidoscope piecing, I went home and taped my measly seven-inch pieced triangle to my refrigerator to show my family what I made at 'quilting school.' They were not impressed. It was even suggested that I turn my creation into a potholder. Kids! Who needs 'em?

Susan West [sjwest@mindspring.com](mailto:sjwest@mindspring.com)



---

### November Workshop with Joen Wolfrom

Have you ever been apprehensive about selecting fabrics for your quilt projects? If so, then Joen Wolfrom's workshop, *A Celebration of Color*, is just right for you! See how easy it is to pick the winning colors and fabrics for your future quilt projects. Find out what companion colors work best with your favorite color, how you can create your own dynamically-colored quilts, and how you can use your favorite colors to their fullest potential. You'll be amazed at how much you will learn by playing with color!

See the article about the workshop and its supply list elsewhere in this issue.



Continued from page 1

batting. We will continue to make quilts for the Unity Shoppe through December—keep working on those quilts! Those turned in after the October meeting will be delivered before Christmas to the Unity Shoppe.

I will continue to bring kits and batting to the October and November meetings. If you have any questions, please call me at 965-3933.

Kathy Laabs



Detail from Joann Conklin's Challenge entry,  
*Fanta-Seas*

## Challenge 2004 Great Success!

The September guild meeting showcased our 2004 Challenge Quilts. Guild members, their families, and friends enjoyed seeing 50 imaginative interpretations of the *Earth, Water, Wind and Fire* theme. It was an incredible display of color, design, and craftsmanship.

Our thanks to the merchants who generously donated the gift certificates awarded to the winners:

- A \$150 certificate from Kathy Pierce at Blue Island Quilts was won by **Joanne Conklin** for her entry, *Fanta-Seas*.
- *Izzy's Busy Day* by **Jean McMillan** was given a \$100 certificate from Heartwarmers Mercantile in Ojai.
- Grant House contributed a \$50 certificate, which was won by **Barbara Ortiz** for her *Firebird* quilt.
- **Pat Masterson** won a \$35 certificate from Quilt Ventura for her entry *Earth Activity*.
- *Empty Nest* earned certificates from both Creation Station (\$10) and Rasmussen's (\$20) for **Jean McCaffrey**.
- *Meditations on Mud Cloth* was shown by **Robin Ruge** whose \$25 gift certificate came from Quilter's Studio in Sherman Oaks.
- **Kristin Otte** won a \$25 certificate from Betty's in Santa Maria. Her entry was titled *Spiritual Journey*.
- Sophie Anne in Santa Maria contributed a \$25 certificate, which was given to **Linda Cassirer** for her entry, *Fire*.
- **Mary Ballard's** kite, *Riding the Hot Texas Wind*, received a \$25 certificate from Baron's in Camarillo.

Many thanks to all of you who participated!

Cynthia Manzer & Barbara Franklin, Challenge Committee.

### September Door Prize Winners

Our lucky winners were:

Patty Hunter  
Naomi Hicks  
Karen Pickford  
Joyce Antrim-Sos  
Gretchen Beckert  
Betty Kelley

Our wonderful, *fabulous* donors were:  
(check out their web sites!)

Prym-Dritz Notions ([www.dritz.com](http://www.dritz.com))  
Grant House (2)  
Creation Station ([www.thecreationstation.com](http://www.thecreationstation.com))  
Craft Essentials  
Clothworks ([www.clothworks-fabric.com](http://www.clothworks-fabric.com))  
Classic Cottons ([www.classiccottons.com](http://www.classiccottons.com))  
Benartex Fabric Co. ([www.benartex.com](http://www.benartex.com))

## Charm Square Exchange at December Meeting

As part of our December meeting, we traditionally feature a charm square exchange. We usually walk around with one of the charms we have to "sell" pinned onto our clothes and then we wheel and deal. Swap one of your squares for one of another member's. Swap two for a really hot one! It is not too soon to start thinking about it. This year the theme will be **batiks**. In December, bring 6" squares of *any color* batiks to share. As you are working with your stash, start now by cutting a few squares to bring this winter. You can bring a few, or a lot. Come with a few colors and leave with a potpourri!!!

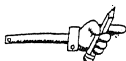


## Library News

The Guild library is now using a computer to do all its book processing—so we no longer need our Brother electric typewriter. During the October meeting the library will conduct a silent auction for this typewriter. It comes complete with its instruction manual! The minimum bid is \$5.00.

The library is also accepting book donations. We'll take any quilting/sewing books you want to donate! Newer books are added to the collection and duplicate titles may replace worn out copies. Older books are usually saved for the next book sale.

The library would love to have recommendations for new additions to our library. Drop off your recommendations in the suggestion box at the library or e-mail them to me at [laura\\_nanna@yahoo.com](mailto:laura_nanna@yahoo.com). Thanks!



SELL OPPORTUNITY QUILT TICKETS!



## Advertising

*If you are a member of the Coastal Quilters Guild and you sell products or services relating to quilts, you can be listed in this section of our newsletter. Your listing is free, and special attention will be paid to members offering discounts, "stash" cards, classes, or sale events. Please send your information to Newsletter Editor, PO Box 6341, Santa Barbara CA 93160. For specific questions, please e-mail Susan Carty at [susan@carty.com](mailto:susan@carty.com).*

✓ = Stash Card   \* = Discount to Guild Members   ❖ = Sale Event  
⌘ = Classes Offered

**Baron's Fabrics \***  
379 Carmen Road  
Camarillo, CA 93010  
[www.baronsewfab.com](http://www.baronsewfab.com)  
482-9848

**Blue Island Quilts ✓ ⌘**  
5140 Hollister Avenue  
(Magnolia Shopping Center)  
Santa Barbara CA 93111  
683-0112

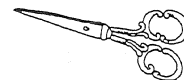
**Craft Essentials \***  
187 S. Turnpike  
Santa Barbara CA 93111  
681-3115

**Grant House Sewing Machines \* ⌘**  
5152-A Hollister Avenue  
(Magnolia Shopping Center)  
Santa Barbara CA 93111  
967-3680

**Linda Karppinen**  
Quilt Appraisals  
[www.qalinkarp1@aol.com](mailto:www.qalinkarp1@aol.com)  
563-0817

**Nancy King**  
❖ 2nd quilt half-price; call for details  
Santa Barbara Custom Quilting  
[www.sbcustomquilting.com](http://www.sbcustomquilting.com)  
687-2063

**Quilt Ventura ✓ ⌘**  
4572 Telephone Road, #908  
Ventura CA 93003  
[www.joey@quiltventura.com](mailto:www.joey@quiltventura.com)  
658-9800



*Note: Members of the Coastal Quilters Guild are entitled to run one free "classified ad" a year in the newsletter. If you have a special need or an item you wish to sell, contact the Newsletter editor for details. No other commercial advertising will be accepted.*




**SH-SHH-SHHH**  
**Surprise gift for Susan West**

We would like to present a gift to Susan West, our outgoing president, at the December guild meeting. **This is a secret until then!** Since Susan is fond of batiks, we are proposing an 6 1/2 inch batik square (it will be 6" finished) *either* with a batik circle(s) appliquéd (any style of appliqué) on it, *or* a 6 1/2 square of 3 batik strips of equal size (2 1/2 inches cut size)

Please send block by November 11<sup>th</sup> to either Ruth Walters, 2532 Foothill Rd, Santa Barbara, CA 93105, or to Penny Odom, 1800 Robbins St, Santa Barbara, CA 93101, or to Sandi Hess, 415 Calle Granada, Santa Barbara, CA 93105. Any questions: call Ruth (687-2709) or Penny (563-4979) or Sandi (682-8569). You can bring it to the November meeting if you promise to slip it to one of them without anyone seeing you!

**Remember, it's a *Secret!!!***






## Block of the Month – November

# CROCKETT CABIN

This block is named for Davy Crockett, long a symbol of the wild American Frontier. Born in 1876, in the backwoods of what is now Tennessee, Davy Crockett rose from humble beginnings to become a pioneer, patriot, soldier, trapper, explorer, state legislator, and congressman.

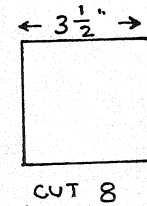
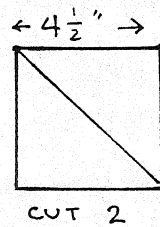


### FABRICS:

- 1) DARK or MEDIUM GREEN PRINT
- 2) WHITE or WHITE-ON-WHITE



### FROM WHITE FABRIC, CUT:

- 2 – 4-1/2" squares. Draw a diagonal line on the back of each.
- 8 – 3-1/2" squares



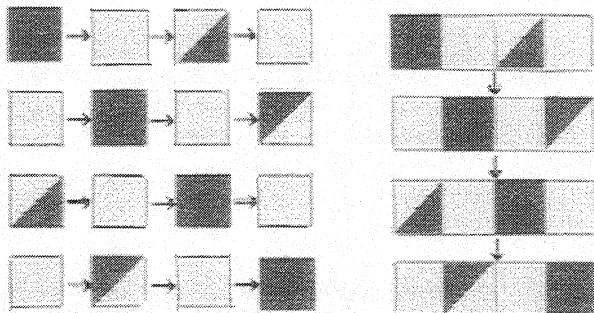
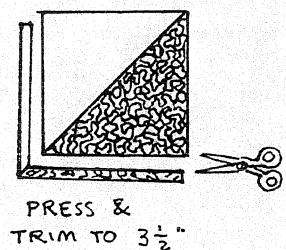
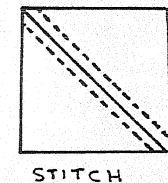
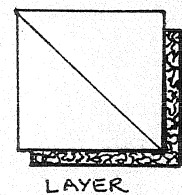
### FROM GREEN PRINT, CUT:

- 2 – 4-1/2" squares
- 4 – 3-1/2" squares

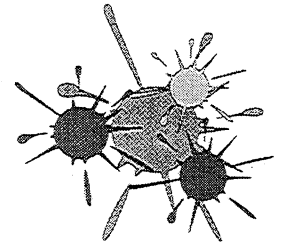


### ASSEMBLY:

1. Place the 4-1/2" white squares on top of the 4-1/2" green squares, right sides together. Stitch 1/4" away from each side of the drawn line.
2. CUT along drawn line. Press pieces open to make four triangle-squares.
3. TRIM each triangle-square to 3-1/2".
4. Lay out all pieces as shown in block diagram. Sew pieces together into rows. Pin seams at matching points, then join rows to complete block. Tip: For easiest matching, press seams of adjoining rows in alternating directions. Your block should measure 12-1/2".



# Joen Wolfrom Workshop A Celebration of Color in Fabric



Friday, November 12, 2004

9:00 am – 3:30 pm

Goleta Valley Community Center  
5679 Hollister Avenue, Goleta CA

This class is designed to help you become more comfortable with selecting colors and fabrics to use in your quilts. We will play with fabrics in small groups and individually. Bring a good supply of fabrics to class, so you are not too limited (do not cut them up, just bring them as they are). It is not necessary to bring your entire stash or an SUV filled to the brim! Just bring as much as you can—within reason.

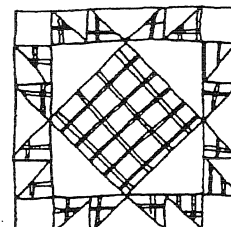

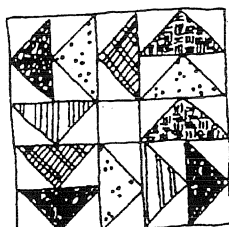

Please bring the following:

- You will need pencil, glue stick, fabric scissors, and/or rotary cutter and mat; several sheets of large drawing paper (plain white paper), and colored pencils.
- Bring a great amount of fabrics from your favorite color families (1/4 - 1 yd pieces):
  - Bring fabrics you love and enjoy using
  - Bring fabrics with a range of values (light to dark)
  - Bring fabrics with the four color scales (pure color, tints, shades, tones)
  - Bring a fabric range with varying color intensities (intense, pure, brilliant colors; slightly grayed colors; and very grayed, dull colors)
  - Bring fabrics with a wide variety of textures and designs
- You don't need to bring your entire fabric collection, but bring enough so that you have great options for putting fabrics together to create a quilt.
- Bring a pattern or design that you want to use in an upcoming quilt. One of your class exercises will be to select fabrics for this quilt project. Fabrics for this project may be incorporated from your own fabric collection and/or from your favorite quilt store's current available fabric selection.
- If you have the *3-in-1 Color Tool* (by Joen Wolfrom, C & T Publishing) or can borrow one, please bring it to class, as it is to your advantage to have this tool handy for a color reference for our exercises. You may use the book, *Color Play*, as a substitute for this tool, if you wish.

### Optional:

If possible, please read *Color Play*, particularly Chapters 1 & 2. Also read the chapters that include your favorite colors.

Please plan to arrive by 8:45 to set up for the workshop. Coffee and tea are provided by the Guild. Please bring a snack to share and either a sack lunch or you may choose to go out in the area. There will be a mid-day break for lunch. Questions? Call Nancy King at 687-2079 or Celeste White at 964-6362.



## SCCQG Calendar of Events • October - December 2004

*The Calendar of Events is maintained by SCCQG and made available to members to aid in scheduling and advertising quilt shows and other guild-related activities. Calendar event notices will be accepted from any paid guild or individual member. Space priority is given first to guild activities. Notices are generally limited to four (4) lines.*

October 9-10: Coastal Quilters Guild. **Harvest of Colors 2004: A Members' Showcase** at the Earl Warren Showgrounds in **Santa Barbara**. For more information please contact Betty Kelley at [gbkelley@cox.net](mailto:gbkelley@cox.net) or check out the Guild's website [www.coastalquilters.org](http://www.coastalquilters.org).

October 10: Nite Owl Quilters Guild presents "**Quilts Among the Vines**" to be held at the Chaffey Community Museum of Art located at the J. Filippi Winery in **Rancho Cucamonga** from 12-4pm. Preview begins at noon with the auction to follow. A portion of the proceeds will benefit the Pomona Valley Workshop. [www.niteowls.org](http://www.niteowls.org) for more information

October 16: **SCCQG Meeting** hosted by the Valley Quilters. Topic: Leadership

October 23: Flying Geese Quilters' Guild will hold a **quilt auction** at Trinity United Presbyterian Church, **North Tustin** (northeast corner of the intersection of 17th Street and Prospect). At 6:30 p.m. we'll open with a preview and dessert buffet; the auction will begin at 7:15 p.m. \$5 admission. For more info: Mary Arntz [denarntz@flash.net](mailto:denarntz@flash.net)

November 7 - January 16, 2005: Quilt San Diego/Quilt Visions presents **Quilt Visions 2004** celebrating the Art of the Quilt at the Oceanside Museum of Art, 704 Pier View Way, **Oceanside**. Information at web site [www.quiltvisions.org](http://www.quiltvisions.org) or email [visions@quiltvisions.org](mailto:visions@quiltvisions.org).

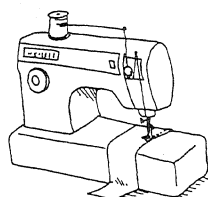
November 12-13: Orange Grove Quilt Guild Fall **Fantasy of Quilts** Hours will be 9:30 - 5:50 on Friday and 9:30 - 5 on Saturday at **Anaheim's** Angel Stadium (formerly Edison Field). For information contact 714 777-9354 or [cnlgray@earthlink.net](mailto:cnlgray@earthlink.net).

November 5-7: The Traveling Quilters **Big Bear** Quilt-away **Weekend Retreat**, \$200 includes 5 meals and 2 nights accommodations in a beautiful lakeside setting. For information and availability, contact Lynn Crawford (760) 249-8869 or e-mail [lynn.Crawford@verizon.net](mailto:lynn.Crawford@verizon.net).

November 5-7: MOON over the MOUNTAIN **Quilting Retreats** at **Lake Arrowhead** (626) 355-7471, email: [moonoverthemountain@adelphia.net](mailto:moonoverthemountain@adelphia.net)

November 12-13: High Country Quilters present "**Harvest of Quilts.**" Featuring merchant mall, demonstrations, miniquilt auction (Saturday at 2:00), opportunity quilt drawing (Saturday at 4:00), basket bonanza, and a fantastic display of quilts! Friday, November 12th, noon to 6:00 p.m. and Saturday, November 13th, 10:00 a.m. to 5:00 p.m. **Palmdale** Chimbole Cultural Center, 38350 Sierra Highway, Palmdale, CA. Admissions (per day), adults \$5, seniors (62+) \$4, children (under 12) \$4. All bus tours receive \$.50 off each admission. Bring a fat quarter and receive \$1 off admission. Info, call Trisha Hawker (661/269-5320) or Bettejo Valdez (661/943-0125).

No events are listed for December.



**Sell Opportunity Quilt tickets!**


**Sell Opportunity Quilt tickets!**



**Sell Opportunity Quilt tickets!**







## 2004 Guild Officers and Appointed Committee Chairs

### *Elected Officers*

President	Susan West	962 3650
V P- Current Programs	Penny Odom	966 0516
V P- Future Programs	Ann Edelman	658 3634
Recording Secretary	Paulette Ley	964 5780
Corresponding Secretary	Judy Stanton	695 8828
Treasurer	Sandy Hess	682 8569
Parliamentarian	Angela Moll	683 6622
Workshops	Nancy King	687 2079
	Celeste White	964 6362

### *Committee Chairs*

Coastlines Editor	Susan Carty	964 2942
2004 Opportunity Quilt	Wanda Livernois	962 4247
	Lena Scharfeld	682 3639
Challenge Quilt	Cynthia Manzer	687 0657
	Barbara Franklin	969 4082
Community Projects	Kathy Laabs	965 3933
	Diane Moore	968 2104
Refreshments	Mariel Hawel	965 6827
2005 Opportunity Quilt	Robin Ruge, Angela Moll	
Block of the Month	Jan Beckert, MaryAnn Huggins	
Coastlines Distribution	Mary Deweese	
Coastlines Layout	Peter Glatz	
Door Prizes	Jean McCaffrey, Dorothy Fitch, Francine Smith	
Historian/Photographer	Betty Libbert, Doris Gilman	
Librarians	Laura Nanna, Heather Georgakis, Erma Sheaha	
Membership	Nancy Wood, Maureen Hyland	
Satellite Groups	Ruth Walters	
Scholarships	Nola Ferguson	
SCCQG Representative	Joyce Ball	
Special Events	Marilyn Martin, Joann Conklin	
Webmaster	Megan Miley	
Welcome Committee	Janet Jensen, Nancy Olsen Dorothy Gibbons	

## October Birthdays

Lynette Lishman	Oct 02
Harriet Schmitt	Oct 05
Charity Gourley	Oct 06
Judy Patterson	Oct 07
Patricia Shewczyk	Oct 07
Judy Rys	Oct 09
Ann Edelman	Oct 10
Jenny Pauletto	Oct 10
Mary Deweese	Oct 13
Susan Alemdar	Oct 14
Kristin Lewis	Oct 14
Roberta Goldenbee	Oct 15
Susann Trandem	Oct 15
Toni Percival	Oct 19
Jennifer Purdy	Oct 19
Arla Wardell	Oct 23
Mary Ames	Oct 25
Joann Conklin	Oct 25
Diane Eardley	Oct 25
Evelyn Gorrindo	Oct 25
Sandy Hess	Oct 25
Kathy Laabs	Oct 25
Nola Ferguson	Oct 26
Maggie Godwin Steward	Oct 26
Suzy Carter	Oct 27
Zoe Primrose	Oct 28
Tass Jones	Oct 29



## Treasurer's Report August 2004

<i>Starting Balance</i>	\$7878.48
<b>Income</b>	
Opportunity Quilt	\$267.00
Door Prizes	\$57.00
Workshop	\$460.00
Quilt Rack Rental	\$50.00
<b>Total Income</b>	<b>\$834.00</b>
<b>Expenses</b>	
St Andrews rent and set-up	\$100.00
San Marcos Storage	\$17.00
Workshop	\$1553.90
Orex - Newsletter printing	\$236.44
<b>Total Expenses</b>	<b>\$1907.34</b>
<b>Ending Balance</b>	<b>\$6805.14</b>

Guild Web Page Address:  
<http://www.coastalquilters.org>

## THIS MONTH

- October 14** Guild meeting 7 PM  
Speaker: Danielle Tervo  
\*Wear name tags  
\*Sign up for refreshments for November  
\*Return Library books
- October 21** Board meeting
- October 22** Newsletter deadline for November newsletter.

Guild meetings are held on the second Thursday of each month at 7:00 PM at St. Andrew's Presbyterian Church, 4575 Auhay, Santa Barbara, CA.

Please carpool, parking is somewhat limited. Coastal Quilters Guild of Santa Barbara and Goleta is a nonprofit, educational and charitable organization. The purpose of the Guild is to educate its members about the history and preservation of the art form of quilt making and its related topics; to learn new techniques and improve skills; and to inform the community at large about our quilt making heritage.

### CoastLines Newsletter

This is a monthly publication. Newsletter articles will be accepted up until the **22<sup>nd</sup>** of October for the November issue.


Send articles to Editor:  
Susan Kinnell Carty  
4891 Frances Street  
Santa Barbara, CA 93111  
e-mail: [susan@carty.com](mailto:susan@carty.com)

### NEW MEMBERS AND MEMBERSHIP RENEWALS:

Mail your membership form, check or money order for \$25 payable to:


Coastal Quilters Guild, Inc.  
Attention: Membership  
P.O. Box 6341  
Santa Barbara, CA 93106

**Guest fee: \$5.00**



You can't win that beautiful Opportunity Quilt if you don't buy some tickets!

WOMENTRY



NON PROFIT ORG.  
U.S. POSTAGE  
**PAID**  
SANTA BARBARA, CA  
PERMIT NO. 688

Coastal Quilters Guild  
P.O. Box 6341  
Santa Barbara, CA  
93160