


Coast Lines

Newsletter for Coastal Quilters of Santa Barbara



This Month:

- May 10th
Speaker: Linda Ballard
 "Charm Square Shuffle"
*Wear name tags
*Return Library books
*Sign up for May refreshments
- May 17th Board meeting at Maravilla (in the craft room)
- May 18th Newsletter deadline for June

May 2007 Program—**Linda Ballard** (www.letsquilt.com) **Charm Square Shuffle**

This is a fun game to be shared with all of our guild members. It's social, loud, funny and very entertaining! All it takes is the following:

Each person participating brings ten 6-inch squares of assorted colors and patterns.

You will be playing a dice game where one person from each table has a chance to go home with everyone's squares from their table. Is everyone a winner? No, not in the sense of winning squares of fabrics, but the fun they'll have meeting some new members and seeing what everyone brings from their stash is well worth it.

Linda will bring quilts made

from squares and encourages the members to do likewise. Do they need to stay as 6-inch squares to be part of the show and tell? Of course not! Basically this is just a way to show people what can be done with 'scrap squares,' whether it's squares or cut into smaller pieces. Along with the quilts that Linda will bring, she will have a 'treat' for everyone, so everyone will go home with something!

Don't wait to cut your fabrics— if you do it at the last minute, you won't want to participate because it's too much work. Bring the kind of fabric squares you would like to receive: nice quality cottons, and no dawgs! Be thinking about your ten fabric squares

now as you work through your various projects.

<http://www.letsquilt.com>

The Linda Ballard workshop on May 11th is called "Autumn Stars." Please contact Dorothy Fitch (E-mail <donaldfitch@msn.com>, or phone 968-2837) if you have any questions or to sign up for the workshop.

Inside this issue:

President's Message	2
Harvest of Colors	3
Opportunity Quilt	3
Membership Application	3-4
Community Quilts	5
April Door Prizes	5
News and Notes	6
Future Programs	6
Events Around California	6
Around the Block	7
Movie Quiz	7
Workshop Supply lists	8
Quilting Resources	9
Block of the Month	10-11

HEAR YE! HEAR YE! Coastal Quilters Guild

Election of officers for the July 2007 - June 2008 year will take place at the May meeting. The nominees for the elected offices are as follows:

- President - Karin Cooper
- Vice President Future Programs - Peter Glatz
- Vice President Workshops - Suzy Pelovski
- Vice President Current Programs - Susan Carty
- Corresponding Secretary - Mariel Hawel
- Recording Secretary(s) - Margaret Herring and Candace Burton
- Treasurer - Naomi Hicks
- Parliamentarian - No nomination at this time

The list of committee volunteers will be announced at the May meeting.

Betty Kelley, Nominations Committee Chair

President's Message

This month, needles must be just flying. Graduation Quilts, Wedding Quilts, Baby Quilts, Moving Quilts...all are about to leave...making a lot of people very happy.

I've just finished a landscape of an old hunting lodge that was torn down to make way for a new mouse-free house in a nature preserve. The shack is gone but the memories live on in fabric.

Mary Sue Suit, last month's speaker, really showed us how to turn stash into stars. Fabrics seen as "Why did I buy this?" are now becoming stellar. Leftovers, odd fat quarters – all have a new life with her technique. The book is clear and the ruler is a must. The 16-inch squares can easily become placemats for Meals on

Wheels with the addition of side borders and a back.

The 2007-2008 Board is coming together rapidly. Soon we will be booking 2009 and 2010 speakers. If you have a favorite, now is the time to make it known. Our speakers are very much in demand and are booked years ahead. We are still looking for two talented people for the newsletter: one to edit the material and the other to do the layout. If Betty Kelley calls you about these jobs it's because she knows you would be good at it!

This month Membership will be accepting dues for the July 2007 – June 2008 year. To be included in the new Membership Directory, dues must be received by August 1, 2007.

This is a firm date that will allow us to deliver the directories at the September meeting. Nametags and membership cards will also be available in September.

When you leave the meeting, if you see a tall young man with a big smile stop and say Thank You! His name is Jeff Gallup. He is Becky Gallup's son. He drives every month from Carpinteria to Goleta to set up the meeting, and then comes back to put it all away. We treasure him as a real friend of the Guild.

-Karin Cooper

2007 Guild Officers and Appointed Committee Chairs

Elected officers:

President: Karin Cooper 569-7125

V P--Current Programs: Susan Carty
964-2942

V P--Future Programs: Lora Martin
966-3685

VP--Workshops: Dorothy Fitch
968-2837 & Suzy Pelovsky
898-0850

Recording Secretary: Ky Easton
967-1113 & Judith
Nybakken 967-0276

Corresponding Secretary: Judy
McCartney 967-5311

Treasurer: Marilyn Martin 967-6821 &
Naomi Hicks 964-7635

Parliamentarian: Betty Kelley
692-0075

Committee Chairs:

Zetta's Quilt 2007: Rochelle Schneider
964-4818

2008 Quilt: Jean MacMillan 964-2060
& Nedra Ireland 967-0965

Challenge Quilt: Kathy Rose 964-9085
Judy Rys 964-5094

Community Quilts: Barbara Postma
964-0103 & Jean Faison
569-1549

Refreshments: Heather Georgakis
964-8390

Block of the Month: Mary Ballard
682-4572, Karen Pickford
967-9588 & Kristin Otte
683-4390

Door Prizes: Celeste White 964-6362

Historian: Doris Gilman 967-8339

Librarians: Kathy Laabs 965-3933,
Laura Nanna 687- 4553,
Heather Georgakis 964-8380
& Lucy Stevenson 684-5136

Membership: Becky Gallup 684-2667

Satellite Groups: Monte Farris
682-0166

Scholarships: Nola Ferguson
684-5665

SCQG Representative: Oleta Bennett
964-2114

Special Events: Joann Conklin
967-0095

Welcome Committee Satellite: The
Sew Phistocats (Harlene
Bailey 969-2804)

Webmaster: Dorothy Oksner
684-3048

Coastlines Editor:
Leslie Hogan 964-0308

Coastlines Layout
Linda Boynton De
Sepulveda 969-2817

Coastlines Distribution: Elaine Kovar
685-2784 & Mary Ringer
964-7906

WE ARE OFF AND RUNNING.....AND LOOKING FOR 100%

2007 Opportunity Quilt Raffle - Zetta's Churn Dash

A big THANK YOU to the members who picked up their raffle tickets at The Opportunity Quilt table last month. We are hoping to reach our goal of 100% participation in 2007. If every member of our wonderful guild sells just \$10 worth of tickets, we would raise nearly \$3,000 to help support our community outreach programs, and bring you educational and entertaining

meetings. Come see the beautiful Churn Dash quilt, pick up your tickets, and sell, sell, sell!

The quilt was machined pieced by Zetta Hanna, and hand quilted by Zetta and other guild members. It is made of all cotton fabrics with polyester batting, and measures 82" x 104". Tickets are \$1.00 each or 6 for \$5.00. The member who sells the most tickets this year will receive a special prize.

Don't forget, if any of you would like to display the quilt at an event around Santa Barbara, or are planning to visit other Guilds, organizations or events, please let me know as soon as possible.

Rochelle Schneider, Opportunity Quilt Tickets
Telephone: (805) 563-7255

Email:
RochelleSchneider@ColdwellBanker.com

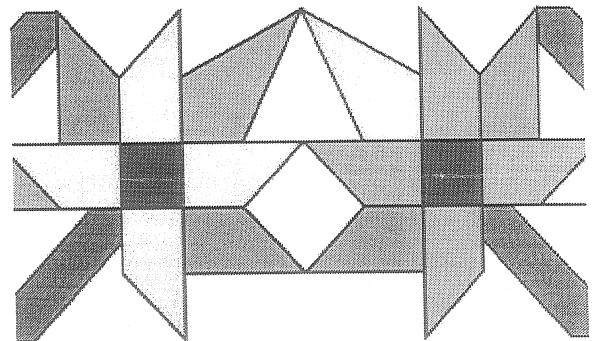
HARVEST OF COLORS - 2008

I would like to take this opportunity to thank all of you for your words of encouragement. The development, designing and running of a quilt show is not done by one person but is the result of unselfish work by many.

This is your opportunity to be part of an event that makes the Guild shine.

Volunteers are needed to chair various committees. Please email, call or see me at the next Guild meeting.

Linda Boynton De Sepulveda
969-2817
alshaven@aol.com



2007 – 2008 Membership Application Form

Enclosed in the newsletter is the Membership Application form for the coming year. *We are starting with a clean slate and need you to **fully complete** your application and include your payment for \$30 for the next year membership.* Since it will take some time to do the follow-up, if your form is incomplete, you may not receive the August newsletter. Please print clearly so that our data can be accurate.

COASTAL QUILTERS GUILD 2007 – 2008 MEMBERSHIP APPLICATION

Guild membership runs from July 1, 2007 through Jun 30, 2008. To renew your guild membership, or to join the Coastal Quilters Guild, please complete this application form and include your check for \$30.00 dues. This form MUST accompany your check. Please make check payable to Coastal Quilters Guild, Inc.

You may bring your completed form and payment to any guild meeting and drop it off at the Membership Table near the entrance or mail your form and check to:

Becky Gallup, P.O. Box 1594, Summerland, CA 93067

To receive the "2007 – 2008 Membership Handbook and Directory" and "Coast Lines" monthly newsletter, your application must be received by August 1, 2007.

Renewal

New Member

Please PRINT clearly.

Name _____

Address _____

City _____ State _____ Zip _____ Birthday (Month/day) _____

Home phone _____ Work Phone (opt) _____ Cell Phone (opt) _____

E-Mail _____

Would you like to receive your newsletter by e-mail? Yes No

I would like to hear the following speakers _____

My quilting interests are: Traditional Contemporary Art Other (specify) _____

Our members are our most important resource. Please check any that apply:

I would enjoy writing short articles for the newsletter

I can host a guest speaker occasionally. (Please note if you have any pets or if someone in your house smokes.)

I am willing to help at local special events.

I would like to substitute *one time* for a Guild activity (i.e. library). Indicate area if you have a preference.

I have computer skills in: Word Processing Database Graphics Other

Membership Committee Record only: Date payment received: _____ Check Cash

Amount received: _____ Check number _____

Membership: Deliver forms to Parliamentarian.

April's Lucky Door Prize



☆ ☆ ☆ ☆ ☆ ☆ ☆ ☆ ☆ ☆ ☆ ☆ ☆ ☆ ☆
 ☆ Marti Frolli ☆
 ☆ Cathy Hedrick ☆
 ☆ Liz Hensgen ☆
 ☆ Margaret Kerry ☆
 ☆ Rita Mondok ☆
 ☆ Nelly Munoz ☆
 ☆ ☆ ☆ ☆ ☆ ☆ ☆ ☆ ☆ ☆ ☆ ☆ ☆ ☆ ☆

A big thank you goes to my Satellite Group, the *Sew It All's*, Dorothy Oksner, and special thanks to Cathy Hedrick who has volunteered to be my Co Chair with door prizes this year.

The local vendor donations are very generous this year as in past years. Baron's, Craft Essentials, Quilt Ventura, and Treasure Hunt all contribute the lovely quilt fabric packs monthly, sometimes with a pattern. Treasure Hunt is also including a gift certificate with their donation. Creation Station is giving a gift certificate every month. Grant House donates notions and lovely threads every month. Anonymous donors from our guild donate regularly as well as many vendors outside our local area.

I can never say enough about supporting the local vendors when they have what you need for your sewing and quilting supplies. If we don't support them, they will be gone and we'll be traveling further or purchasing everything over the Internet without the tactile experience.

Celeste White, Door Prize Chairperson.

Community Quilts

Greetings again from the happy Community Quilts team. Jean and I are delighted to report that 270 placemats have been turned in for the Meals on Wheels recipients! The designs and workmanship are fabulous! Come on back and see the lovely work.

We have examples of the quilt patterns that are available for the taking—and making. And, if you missed the demonstration of the non-binding technique, we have an example for you also. There is still time to check out a kit or two—they are so quick to make and SO MUCH FUN!

Labels and batting are still available for your own fabric designs.

We have just two more meetings before the placemats are due, so for those who have put aside the kits, get them out, play with them, and show us all your wonderful designs!

Any questions? We'll be glad to hear from you:
 Barb Postma, 964-0103 baptep@hotmail.com
 Jean Faison, 569-1548 foxy.faison@earthlink.net

News and Notes: Quilts for Mid-East Peace *Submitted by Charity Gourley*

I thought one or two of the items might be of interest in the newsletter—how many people, including Palestinians and Jews and Israelis, are collaborating on making quilts to represent their goal of creating peace. <http://traubman.igc.org/messages/511.htm>

Elizabeth Shefrin is a Canadian quilter who coordinated the 1999 Middle East Peace Quilt, which involved 300 quilters around the world contributing panels to the quilt. <http://www.vcn.bc.ca/quilt/>

In late March, Elizabeth spent 3 weeks with the Israel/Palestine Interfaith Peacebuilders delegation. <http://www.ifpbdel.org>

Future Programs

June 2007: Rob Appell (<http://www.robappell.com>) will be with us in June – and what a fun time we will have! Rob started his quilting career by working in his mother's quilt shop, The Cotton Ball in Morro Bay. First he made thirty aloha shirts to test out their new line of Pfaff sewing machines, and then he had to figure out what to do with all those batik and floral scraps. The rest, as they say, is history. His quilt pattern for "The Dolphin Dance" sold hundreds of copies and kits, and he moved on to designing fabric, teaching his techniques, appearing on television, and showing and selling his quilts all over the country. Be prepared for a fun and lively presentation of his work, and his life's story. His workshop on Friday, June 15th, is called "Under Watercolor Quilts."

July 2007: July is our New Members Picnic meeting. Celebrate our new members while enjoying the foods prepared by our already members. (I refuse to say old members!) Games, Name Puzzle, great food, and all kinds of fun stuff! No workshop this month.

August 2007: August is a glorious round-robin of member demonstrations. Our Guild is very fortunate in having so many talented members. This evening will give you an opportunity to see some of their masterpieces and talk to them about how they were made. No workshop this month.

Events Around California **For more information, visit <http://www.sccqg.org>**

May 5-6: Oroville Piecemakers Quilt Guild is having an *Open House* at Palermo Grange, 7600 Irwin Ave., Palermo, CA. Hours: 10:00 AM – 4:00 PM. Opportunity Quilt Raffle, Country Store, Boutique Raffle, Homemade Pies, Demonstrations Admission Free. For more information, contact Joan Sheppard at (530) 589-0131.

May 12: Citrus Belt Quilt Guild presents *Celebrating 25 Years of Quilting*. CBQ of Redlands will be having their quilt show and mini-home tour on the grounds of the Smiley Library and surrounding areas from 9:00 AM – 4:00 PM on Saturday, May 12. There will be no ticket charge this year except for a free-will donation for attending. For more information, you can access our website at <http://www.citrusbeltquilters.org>, or call Susan Wamsley at (909) 797-8393 or e-mail suslisa319@msn.com.

May 19-20: Antelope Valley Quilt Association's 30th Anniversary Quilt Show, *Poppies and Pearls*, will be held at the Antelope Valley Fairgrounds, Eliopulos Pavilion, 2551 W. Avenue H in Lancaster. Hours are 10:00 AM – 5:00 PM on Saturday and 10:00 AM – 4:00 PM on Sunday. Quilt Auction on Saturday at 1:00. Fashion Show on Sunday at 1:00. There will be vendors, door prizes, a boutique, demonstrations, and drawings for an opportunity quilt and a Janome Jem. Admission is \$7 for both days. Husbands and children under 12 are FREE. Parking is \$3. For more information, see <http://www.avqa.org>, or call Dawn at (661) 943-4445. The admission price for groups of 10 or more is \$5 each.

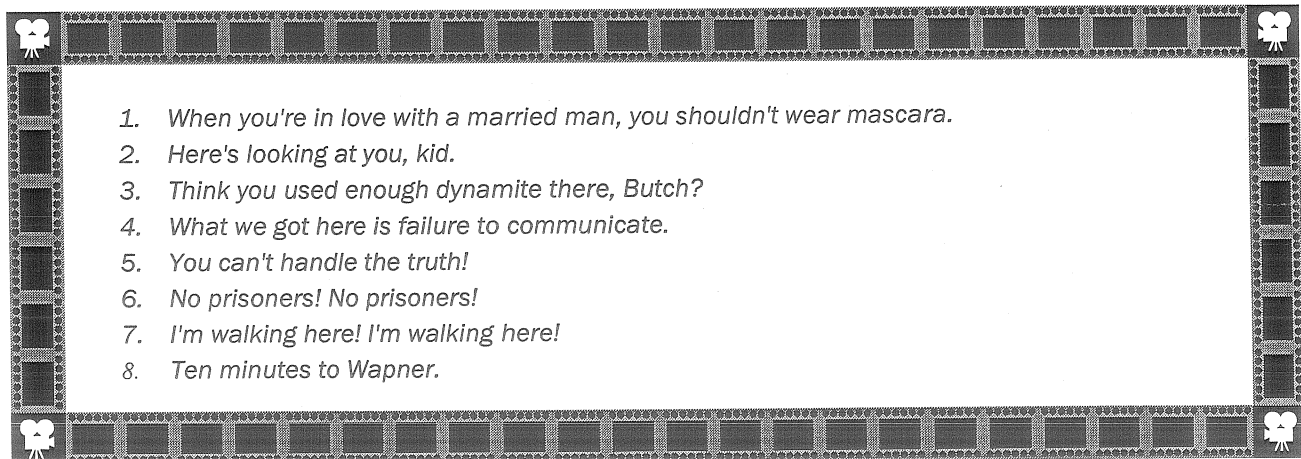

May 31 - June 3: Join the Traveling Quilters for a Quilt-Away Weekend in Temecula. Four days to do nothing but sew and visit with friends! For information contact pam@travelingquilters.com or visit <http://www.travelingquilters.com>

Great Movie Quotes Quiz

Can you name the films in which the following famous quotes appeared?

EXTRA POINTS if you can correctly give the year in which the film debuted.

Answers will be revealed at the May 10th Guild meeting.



Around the Block...News from Block-of-the-Month

April's Palm Leaf pattern inspired 22 blocks by 21 participants. Francine Smith was the lucky winner. There is still time to make the May Mountains Block for the next meeting, so check out your scrap stash and get sewing!

The June Solstice Sun block is really fun to make. In fact it was so much fun for Karen Pickford that she was inspired to do an entire quilt! It is a Dresden Plate pattern and is somewhat more complicated than our previous blocks, but is not really hard if you carefully follow the directions. The display board at the meeting will have step-by-step examples and explanation, so be sure to stop by and take a look.

Hint for July: This ocean mammal is practically the Santa Barbara mascot.

Mary Ballard, co-chair BOM Committee

Supply List: Linda Ballard's May Workshop –“Autumn Stars”

The Linda Ballard workshop on May 11th is called “Autumn Stars.” You can hand select the fabric for this quilt, making a scrap quilt, a multi-colored quilt, or a quilt with a color theme or line of fabrics. Yardage needed is minimal: one size is being offered in the class, but it can easily be adapted to a larger size. *When you sign up for the workshop, you will be given a detailed list of supplies and yardage needed.* Linda will share loads of super techniques with you for making this and other quilts. The skill level for the workshop is beginner-plus to advanced.

Please contact Dorothy Fitch (E-mail <donaldfitch@msn.com>, or phone 968-2837) if you have any questions or to sign up for the workshop.

Supply List: Rob Appell's June Workshop— “Under Watercolor Quilts” (805) 772-2646 ext. 11, rob@thecottonball.com

This class will focus on the creation of a watercolor style background in the theme of the coral reefs. We will then have the option of applique and/or trapunto work on top of our background. We will be using 2” fusible grid interfacing as our base.

To determine how much grid is needed, figure the finished size of the quilt. Subtract the borders, then divide the size by 1.5. This will give the amount of squares you be using in your layout. If the number has a remainder, either round the number of squares needed up or down.

Supplies Needed:

2” Fusible grid interfacing – Enough for your background layout. (See formula above).

$\frac{1}{4}$ yards of the following fabrics, all pre-cut into 2” squares.

Please choose multiple fabrics of the following for color variation.

- Outer space
- Stars
- Sky
- Water
- Waves
- Underwater
- Several Reef/ rocks
- Any thing that has good color variation

Please pre-cut all your background fabrics into 2” squares

Fabrics for applique, NOT pre-cut into 2” squares. Please use your judgment for yardage

- Fish
- Waves
- Rocks
- Corals
- Batiks- large color range

A few yards fusible web, I recommend “Heat and Bond Lite”

Basic sewing supplies: Rotary cutter, ruler and matt, Sewing machine is optional.

Quilting Resources

Baron's Fabrics (Discount to Members)

379 Carmen Road
Camarillo, CA 93010
www.baronsewfab.com
805-482-9848

Treasure Hunt (Stash card, classes offered)

919 Maple Ave
Carpinteria, Ca 93013
805-684-3360
www.carpinteriaquilts.com

Craft Essentials (Discount to Members)

187 S. Turnpike
Santa Barbara, CA 93111
805-681-3115

Creative Memories (Discount to Members & classes offered)

Professional assistance by Juli Shulem
Create albums to show off your quilts, etc. using photo-safe
albums & supplies.
www.creativememories.com/jshulem
805-964-2389

Grant House Sewing Machines (Discount to Members & classes offered)

5152-A Hollister Ave
(Magnolia Shopping Center)
Santa Barbara, CA 93111
805-967-3680

Linda Karppinen

Quilt Appraisals
www.qalinkarp1@aol.com
805-563-0817

Nancy King

Santa Barbara Custom Quilting
www.sbcustomquilting.com
805-687-2063

Quilt Ventura (Stash card & Classes offered)

4572 Telephone Road, #908
Ventura, CA 93003
www.quiltventura.com
805-658-9800

Santa Barbara Quilting Retreats

Cathe Hedrick
P.O. Box 91429
Santa Barbara, CA 93190-1429
www.santabarbaraquiltingretreats.com
805-899-3947


Antique Quilt Dating Guide, *by style*, by Kimberly Wulfert

Easy, Handy reference chart for buyers or sellers at auctions &
antiquing
www.antiquequilt datingguides.com Just published!
(805) 649-1821

If you are a member of the Coastal Quilter's Guild and have products or services relating to quilts, you can be listed in this section of our newsletter. Your listing is free, and special attention will be paid to members offering discounts, "stash" cards, classes, or sale events. Please send your information to Leslie Hogan, Newsletter Editor, 475 Los Verdes Dr., Santa Barbara CA 93111 or e-mail redduckmusic@earthlink.net.

Santa Barbara Connection Block-of-the-Month

Instructions for “Solstice Sun”



Fabrics:

- 1 - background square of light to medium blue fabric, cut 11" to 12" square
- 12 - "wedge" shapes cut from 5 or more "scraps" of yellow fabrics, ranging from light yellow, to bright yellow, to gold (batiks work beautifully - think sun shine!)
- 1 - Circle shape cut from a different bright yellow or gold

Freezer paper

Cutting:

Make freezer paper templates of each pattern piece. (You will only need one template of each, as you can use them over again.) On the "wedge," mark the inside stitching lines also, as shown on the pattern. Press wedge template to fabric (up to 4 layers stacked.) Align the ¼" mark on ruler with stitching line on pattern and cut. This is more accurate than lining up with the edge, since the edge can be trimmed away with subsequent cuttings. Press circle template to wrong side of fabric and cut out, leaving a ¼" margin around the edge to turn under when appliquéing.

Machine stitching:

Fold right sides of wedge together and stitch across the top, taking a backstitch or two at the fold. Trim a notch in seam at the folded edge. Carefully press seam open with tip of iron. Turn point inside out and use pointed object (not too sharp) to pop out the tip. Center the seam in back and press, using a bit of sizing, to form an evenly angled point.

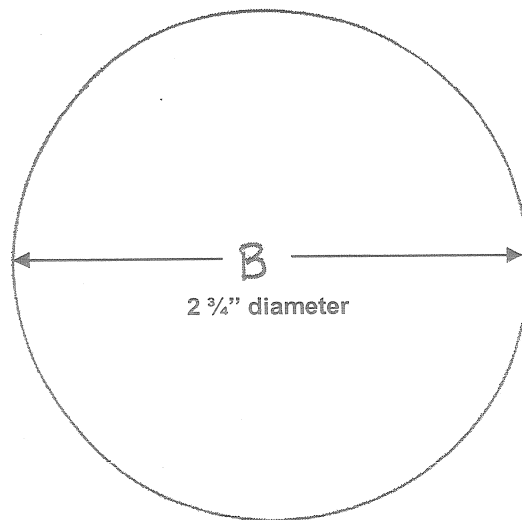
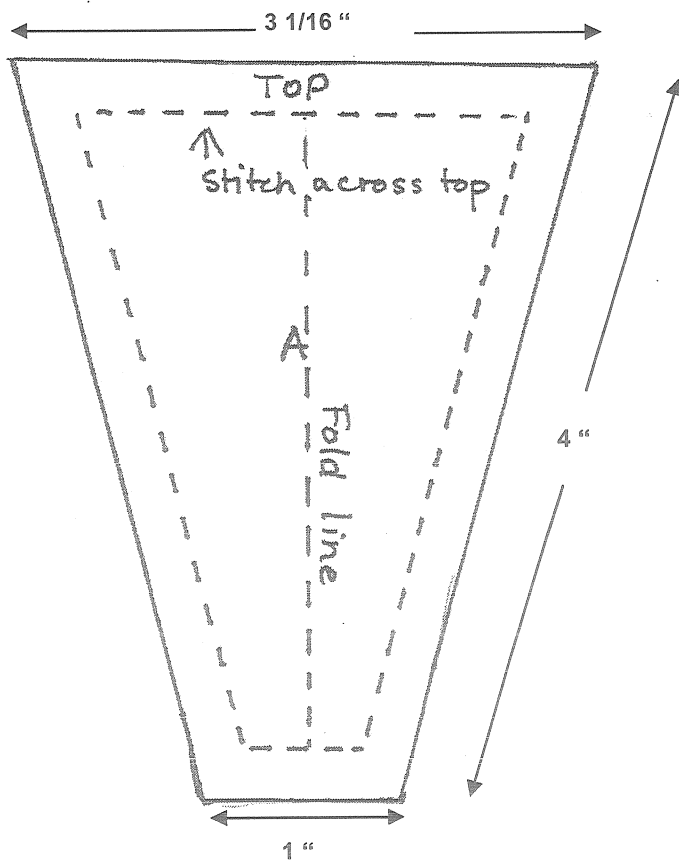
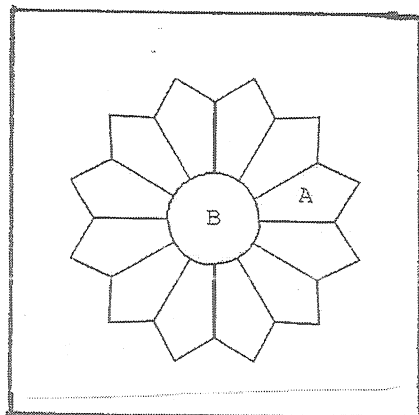
Arrange wedges in any way that pleases you. Stitch sides together starting at the fold (taking a backstitch or two) and going toward the small end. Stitch sets of 3 to form quarter blocks, then quarters together to form halves, and halves to form wholes. Press seams open. Turn block face up and add sizing to entire block. Trim out bulk in points, leaving at least ¼" turned under.

Appliqué to background block:

Fold 11-12" square background block in half and crease, then fold in quarters and crease, to form registration lines. Center the "sun" on the background block, with the seams of the sun block lining up with the creases of the background block. Pin in place, then hand appliqué the outer edge. Hand appliqué the center circle over the hole in the middle, being sure it is centered. If you would prefer to machine appliqué, use invisible thread and a hemming stitch on your machine.

Press, but do not trim the block when finished. The winner can then trim the blocks as needed.

Solstice Sun Patterns



Coastal Quilters of Santa Barbara

www.coastalquilters.org

Guild Meetings are held on the second Thursday of each month at 7:00PM at St. Andrew's Presbyterian Church, 4575 Auhay, Santa Barbara, CA. Please carpool, parking is somewhat limited.

Coastal Quilters Guild of Santa Barbara and Goleta is a nonprofit, educational and charitable organization. The purpose of the Guild is to educate its members about the history and preservation of the art form of quilt making and its related topics; to learn new techniques and improve skills; and to inform the community at large about our quilt making heritage.

Coast Lines Newsletter

This is a monthly publication. Newsletter articles will be accepted up until the 18th of May for the June issue.

Send articles to Editor:

Leslie Hogan

475 Los Verdes

Santa Barbara, CA 93111

E-mail: redduckmusic@earthlink.net

New Members and Membership Renewals:
Mail your membership form, check or money order payable to Coastal Quilters Guild, Inc.:
Becky Gallup
Attention: Membership
P.O. Box 1594
Summerland, CA 93067

NON PROFIT ORG.
U.S. POSTAGE
PAID
SANTA BARBARA, CA
PERMIT No. 688

Coastal Quilters Guild
P.O. Box 6341
Santa Barbara, CA 93160