


Coast Lines

Newsletter for Coastal Quilters of Santa Barbara



June 2007 Program—Rob Appell, “Quilted Seascapes”

<http://www.robappell.com>

The story goes something like this...

I started working in my mother's quilt shop, “The Cotton Ball,” in Morro Bay. My wife was working on a teaching credential so I needed to pick up some extra hours around the shop. We shortly thereafter became Pfaff sewing machine dealers, and that is when I became a sewer and a quilter.

I first made about thirty aloha shirts, which yielded a fantastic wardrobe and a ton of scraps, mostly batik and floral. This stash and the eagerness to try free motion machine quilting became my first quilt, which now serves as a curtain in an office no one uses. My second quilt was a hit, “The Dolphin Dance” is an easy strip-pieced quilt

that has sold over 600 patterns in our store alone and countless kits. I caught the quilt pox and was never cured. I began teaching myself to quilt through traditional techniques adapted for a man and his machine. *Quilted Seascapes* became my middle name.

I began teaching my techniques in classes at our store, then four-day quilting retreats. Somewhere along the line during trips to the Houston quilt market, I made a wisecrack to the president of Free Spirit fabrics and landed my first job as a fabric designer. Another wisecrack and I was designing quilts for Michael Miller Fabric's new releases. I also was asked to show my quilts in a Marine Art Gallery. My opening was a huge suc-

cess and I sold a third of my hangings in the first weekend, and landed a commission quilt that now hangs in our county's most prestigious health club.

This story travels with me as I present my quilts and techniques to guilds across California. I have taped for both *Simply Quilts* and *Uncommon Threads* in the past year, and things are just getting off the ground for me. Life is too short: be creative, have fun. - Rob Appell

Rob Appell's workshop on Friday, June 15th, is called “Under Watercolor Quilts.” Please contact Dorothy Fitch (E-mail <donaldfitch@msn.com>, or phone 968-2837) if you have any questions or to sign up for the workshop.

This Month:

June 14th

Speaker: __Rob Appell
“Quilted Seascapes”

- *Wear name tags
- *Return Library books
- *Sign up for May refreshments

June 21st Board meeting at Maravilla (in the craft room)

June 22th Newsletter deadline for July

Inside this issue:

President's Message	2
New Officers	3
Harvest of Colors	4
Community Quilts	4
Membership Application	4-5
May Door Prizes	6
Future Programs	6
Events Around California	6
Movie Quiz	7
Around the Block	7
Fabric Selection by Hollywood	8
Workshop Supply lists	9
Block of the Month	9-10
Quilting Resources	11

HEAR YE! HEAR YE! New Team for *CoastLines*

We have a new team taking over editing and layout for the *CoastLines* newsletter. Beginning with the July issue, Juli Shulem will edit and Jean Phillips will do the layout.

Welcome Juli and Jean! Newsletter articles will be accepted up until the 22nd of June for the July issue.

Send articles to Editor: Juli Shulem
713 Cathedral Pointe Lane
Santa Barbara, CA 93111
E-mail: jshulem@aol.com
Phone: (805) 964-2382

Block of the Month should be sent to Jean Phillips:
E-mail: <jean@jeanmorrison.com>

President's Message

For those who missed the May meeting, I am here to say it was a huge success. The table seating created an entire evening of socializing both before and during the program. The fabric game returned us all to the days of childhood board games...with the added excitement of gambling. Many tables were reluctant to call it a day. Betty Kelley was one of the big winners. We look forward to seeing her new charm quilt!

At the meeting I announced that someone unintentionally left her quilt at Blue Island before they closed. I hope that someone has now retrieved her quilt from Kathy. The Blue Island phone number is ongoing.

News you may not be aware of:

GRACEFULL CREATIONS in Visalia offers fabric, notions and embellishments on their website at www.gracefullcreations.org. Guild members will receive a discount upon registering. You can fax at 559-738-9110.

Terri Cohen, one of our new members, offers fabric on <http://www.FromHeretoQuilternity.com>. She is in Thousand Oaks.

Telephone: (805) 427-6474

Many thanks to Michelle Garbarino, Pat Shewczyk and Kathy Piasecki for chairing the

September Goleta Library display.

Another week or so of playing catch up and back I go to New York City, where our oldest, Louis, is receiving his MD from Cornell. He will be an Emergency Resident at Bellevue...quite a change from being an investment banker, and one he is very pleased to be making. A big pleasure for me is that he is no longer a submarine officer, which was his first career. This time I return well before the June meeting so you will not see me leaning on the wall!!!

-Karin Cooper

2007 Guild Officers and Appointed Committee Chairs

Elected officers:

President: Karin Cooper 569-7125
 V P—Current Programs: Susan Carty 964-2942
 V P—Future Programs: Lora Martin 966-3685
 VP—Workshops: Dorothy Fitch 968-2837 & Suzy Peiovsky 898-0850
 Recording Secretary: Ky Easton 967-1113 & Judith Nybakken 967-0276
 Corresponding Secretary: Judy McCartney 967-5311
 Treasurer: Marilyn Martin 967-6821 & Naomi Hicks 964-7635
 Parliamentarian: Betty Kelley 692-0075

Committee Chairs:

Zetta's Quilt 2007: Rochelle Schneider 964-4818
 2008 Quilt: Jean MacMillan 964-2060 & Nedra Ireland 967-0965
 Challenge Quilt: Kathy Rose 964-9085 Judy Rys 964-5094
 Community Quilts: Barbara Postma 964-0103 & Jean Faison 569-1549
 Refreshments: Heather Georgakis 964-8390
 Block of the Month: Mary Ballard 682-4572, Karen Pickford 967-9588 & Kristin Otte 683-4390
 Door Prizes: Celeste White 964-6362
 Historian: Doris Gilman 967-8339
 Librarians: Kathy Laabs 965-3933, Laura Nanna 687-4553, Heather Georgakis 964-8380 & Lucy Stevenson 684-5136
 Membership: Becky Gallup 684-2667
 Satellite Groups: Monte Farris 682-0166

Scholarships: Nola Ferguson 684-5665
 SCQG Representative: Oleta Bennett 964-2114
 Special Events: Joann Conklin 967-0095
 Welcome Committee Satellite: The Sew Phistocats (Harlene Bailey 969-2804)
 Webmaster: Dorothy Oksner 684-3048
 Coastlines Editor: Leslie Hogan 964-0308
 Coastlines Layout: Linda Boynton De Sepulveda 969-2817
 Coastlines Distribution: Elaine Kovar 685-2784 & Mary Ringer 964-7906

Welcome New (and returning) Officers and Committee Chairs!

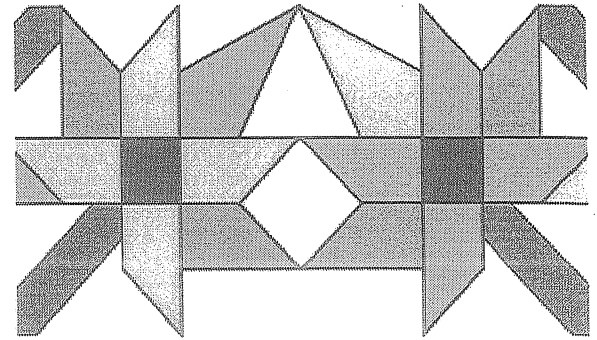
President -	Karin Cooper
VP Future Programs -	Peter Glatz
VP Workshops -	Suzy Pelovsky
VP Current Programs -	Susan Carty
Recording Secretary -	Kathryn Draine
Corresponding Secretary -	Mariel Hawel
Treasurer -	Naomi Hicks
Parliamentarian -	Darilyn Kisch
Block of the Month -	Mary Ballard, Karen Pickford, & Kristin Otte
Challenge -	Kathy Rose & Judy Rys
Coastlines Editor -	Juli Shulem
Coastlines Layout -	Jean Phillips
Coastlines Distribution -	Elaine Kovar & Mary Ringer
Community Quilts -	Barbara Postma & Jean Faison
Door Prizes -	Celeste White
Harvest of Colors 2008 -	Linda Boynton De Sepulveda
Historian -	Doris Gilman
Librarians -	Heather Georgakis (chair), Kathy Laabs, & Dorothy Fitch
Membership -	Becky Gallup & Jean Faison
Opportunity Quilt -	Jean MacMillan, Nedra Ireland, & Joann Conklin
Opportunity Quilt Tickets -	Rochelle Schneider
Refreshments -	Gretchen Beckert, Diana Moore, & Pat Masterson
SCCQG Representative -	Oleta Bennett
Satellite Groups -	Liz Turner
Special Events -	Joann Conklin
Webmistress -	Dorothy Oksner
Welcome Committee -	<u>not filled</u>
Scholarship -	<u>not filled</u>

HARVEST OF COLORS - 2008

A big thank you to all of you who volunteered to chair a committee:

Treasurer: Dorothy Oskner
 Program: Marti Frolli
 Site Design: Kathryn Draine
 Tickets: Liz Turner
 Volunteers: JoAnn Dovgin
 Database: Darilyn Kisch
 Signage: Mary Maxwell
 Judging: Pat Masterson
 Hanging: Naomi Hicks & Dorothy Fitch
 Wearable Art: Joann Conklin
 Educational workshops: Leslie Hogan & Gail Tinsley

Linda Boynton De Sepulveda
 969-2817
 alshaven@aol.com



However, to make the 2008 Harvest of Colors a success we need additional help. The following committees and subcommittees need a chairperson:

Chair:

Publicity

Hospitality

Acquisitions

Exhibiting

Vendors

Secretary

Subcommittee:

Advertising, Poster & Promotions

Dinner show, Vendors, & Special refreshments

Community Quilts

We're into the home stretch. You have generously made over 325 placemats for the recipients of Meals on Wheels!

For those of you who still have a kit out (65 by my count), get out your rotary cutter and machine to create a gift of joy—for you and the receiver of your handiwork.

It's not too late to join in the fun and make one last one—for the fun of it.

Any questions? Please call or e-mail us:

Barb Postma 964-0103

baptep@hotmail.com

Jean Faison 569-1548

foxyfaison@verizon.net

2007 – 2008 Membership Application Form

Enclosed in the newsletter is the Membership Application form for the coming year. *We are starting with a clean slate and need you to fully complete your application and include your payment for \$30 for the next year membership.* Since it will take some time to do the follow-up, if your form is incomplete, you may not receive the August newsletter. Please print clearly so that our data can be accurate.

COASTAL QUILTERS GUILD 2007 – 2008 MEMBERSHIP APPLICATION

Guild membership runs from July 1, 2007 through Jun 30, 2008. To renew your guild membership, or to join the Coastal Quilters Guild, please complete this application form and include your check for \$30.00 dues. This form MUST accompany your check. Please make check payable to Coastal Quilters Guild, Inc.

You may bring your completed form and payment to any guild meeting and drop it off at the Membership Table near the entrance or mail your form and check to:

Becky Gallup, P.O. Box 1594, Summerland, CA 93067

To receive the "2007 – 2008 Membership Handbook and Directory" and "Coast Lines" monthly newsletter, your application must be received by August 1, 2007.

Renewal

New Member

Please PRINT clearly.

Name _____

Address _____

City _____ State _____ Zip _____ Birthday (Month/day) _____

Home phone _____ Work Phone (opt) _____ Cell Phone (opt) _____

E-Mail _____

Would you like to receive your newsletter by e-mail? Yes No

I would like to hear the following speakers _____

My quilting interests are: Traditional Contemporary Art Other (specify) _____

Our members are our most important resource. Please check any that apply:

I would enjoy writing short articles for the newsletter

I can host a guest speaker occasionally. (Please note if you have any pets or if someone in your house smokes.)

I am willing to help at local special events.

I would like to substitute *one time* for a Guild activity (i.e. library). Indicate area if you have a preference.

I have computer skills in: Word Processing Database Graphics Other

Membership Committee Record only: Date payment received: _____ Check Cash

Amount received: _____ Check number _____

Membership: Deliver forms to Parliamentarian.

May's Lucky Door Prize Winners

☆☆☆☆☆☆☆☆☆☆☆☆☆☆☆☆☆☆☆
 ☆ Barbara Ervin (a double winner!) ☆
 ☆ Marilyn Kisch ☆
 ☆ Nancy Mondak ☆
 ☆ Marilyn Weal ☆
 ☆ Patti Hunter ☆
 ☆☆☆☆☆☆☆☆☆☆☆☆☆☆☆☆☆☆☆

Thank you, Donors!

And thank you Jean McCaffrey and Carol Hart for doing the door prize job this month for me.

Celeste White, Door Prize Chairperson.



Future Programs

July 2007: July is our New Members Picnic meeting. Celebrate our new members while enjoying the foods prepared by our already members. (I refuse to say old members!) Games, Name Puzzle, great food, and all kinds of fun stuff! No workshop this month.

August 2007: August is a glorious round-robin of member demonstrations. Our Guild is very fortunate in having so many talented members. This evening will give you an opportunity to see some of their masterpieces and talk to them about how they were made. No workshop this month.

Events Around California

For more information, visit <http://www.sccqg.org>

June 16: Templeton Outdoor Quilt Show, 9 AM – 4 PM. Hundreds of quilts from all over the state and country will hang from roofs, balconies, fences and porches of the Templeton Main Street businesses. Quilting classes, June 15th with Sandy Turner at the Templeton Community Center. Contact Sue Bello Geiger for class availability and registration, (805) 466-1207. For more information, visit <http://www.templetonquiltshow.com>

June 22-23: Orange County Quilters Guild presents *Flowers of Tuscany 2007* quilt show and auction at Anaheim First Christian Church, 520 W. South Street in Anaheim. Featured artist: Donna O'Brien. Hours are 9 AM – 5 PM on Friday and 9 AM - 4:30 PM on Saturday. Admission is \$8 for two days. For

information, contact Gail Conser, phone (714) 345-638, Email gaconser@earthlink.net; or visit <http://www.orangecountyquiltersguild.com>.
June 23: Olde Towne Quilters of Nipomo presents *June Blooms* at Creative Patches Quilt Shop and Retreat Center, 136 N. Thompson Road, Nipomo, CA. 10 AM - 4 PM. Free admission. Quilt show and sale, gift boutique, bake sale, raffling mini quilts and an opportunity quilt.


July 12-15 & 19-22: The Southern California Association of Quilt Shop Owners presents the *9th Annual Southern California Quilt Run*. Hours will be 9 AM - 9 PM Thursday through Saturday, and Sunday, 9 AM - 5 PM. For more information visit <http://www.soCaQuiltShops.com>





Great Movie Quotes Quiz

Can you name the films in which the following famous quotes appeared?

EXTRA POINTS if you can correctly give the year in which the film debuted.

Answers will be revealed at the June 14th Guild meeting.



	
<ol style="list-style-type: none"> 1. E.T. phone home. 2. This is Doyle. I'm sittin' on Frog One. 3. No, a golf course is nothing but a poolroom moved outdoors. 4. I coulda had class. I coulda been a contender. I coulda been somebody, instead of a bum, which is what I am. 5. Who was the best pilot I ever saw? Well, uh, you're lookin' at 'im. 6. No, if anyone orders Merlot, I'm leaving. 7. Open the pod bay doors, HAL. 	
	

Around the Block...News from Block-of-the-Month

Twenty-two members made twenty-six May Mountains blocks in May. Marilyn Kisch was the lucky winner. The May Mountains Block lured three new participants. Hopefully they will continue to make blocks on the Santa Barbara theme.

Have you started thinking about your quilt setting for all the Santa Barbara Connection Blocks? Since the blocks are not all the same size, you will need to use your creative juices and experiment with irregular quilt settings. Sharon Craig has written books on quilt setting solutions and working with irregular and orphan blocks. Check out our library or the Internet for ideas to get you going.

Hint for August: A very traditional block to honor the tradition of *Viva la Fiesta!*

Mary Ballard, co-chair BOM Committee

Fabric Selection by the Hollywood “Star System”

A fun way to think about fabric selection by Judy Sprague Sabanek

(Reprinted with permission from *Keepsake Quilting*, <http://www.keepsakequilting.com>)

Using colors and patterns that work together to express the mood you’re trying to create can turn your quilt from fine to fantastic! Quilters have been known to spend hours poring over swatches, coloring blocks and pasting up models, trying to find fabrics that work well together. Some enjoy the challenge, but to many others, selecting the fabrics is the most difficult part of making a quilt. Faced with our swatch pack with over 600 different fabrics, or our shop with over 10,000 bolts, selecting fabric can easily become a daunting task, even for a veteran quilter. Here’s a fun approach that may simplify it for you. Try it the next time you start to plan a quilt!

Begin by thinking of yourself as a *casting director* for a major Hollywood production! Your quilt is the *movie* you’re casting, and your fabrics will be its *characters*. First, you need to consider the *mood* you want to create with your quilt. Think of the different types of popular films and make a comparison. Are you trying to create a *dramatic* effect? Then you might want to choose fabrics that are dark and exotic. Maybe a *romantic* look filled with flowers, ribbons, and lace is more your style. Create a *children’s feature* with fabrics that are whimsical and fun, or an *adventure film* with a masculine mix of plaids and stripes. After you’ve decided on the overall effect that you’d like, it’s time to start choosing the actual fabrics.

The most important character in a film production is the *star*—usually a big name at the box office, someone well known to the public who can “carry” the movie. A large, flashy print is an excellent choice for your star fabric—a real *showstopper* like a fabulous cabbage rose or a lush Hoffman extravaganza. It should have lots of visual interest but be something you won’t tire of quickly, and it should offer broad design possibilities, so that when you cut it up, it can have a slightly different look each time. Your star will set the tone for your quilt and should include the most important colors in the quilt’s color theme. All the other fabrics in your quilt will take their cue from the star!

Next, it’s time to pick the *co-stars*, the supporting actors who are not exceptionally well known but are still recognizable. In the film, they usually have some alliance with the star—a best friend, sister, husband, or co-worker. In your fabrics, the color is where you’ll carry out that relationship. It’s important that these fabrics interact well with the star and provide the necessary contrast and variety. All-over florals, a plaid or a geometric in colors that reflect or compliment the star are excellent choices.

In a movie, the *character actor* adds contrast and is decidedly different from the star and co-stars. Your quilt’s character actor should be a fabric that’s fun, loud, exotic or bold, either in design, color or both! Use enough of it to be noticed, but not so much that it overpowers the star (*NEVER* upstage the star!). It’s a good role for an abstract design, a large geometric or stripes in a very dark or very light accent colors.

Finally, don’t underestimate the importance of *bit players*! They add a sense of location and theme in a film, and can play a similar role in your quilt. Use them to add subtle texture and to fill in color where needed. Good casting for these roles are tone-on-tone fabrics, small prints, repeating motifs and solids. Try this method when you’re selecting fabrics for your next quilt. It’s fun and easy, and should bring results that merit an *Academy Award*!

Supply List: Rob Appell's June Workshop— "Under Watercolor Quilts" (805) 772-2646 ext. 11, rob@thecottonball.com

This class will focus on the creation of a watercolor style background in the theme of the coral reefs. We will then have the option of applique and/or trapunto work on top of our background. We will be using 2" fusible grid interfacing as our base.

To determine how much grid is needed, figure the finished size of the quilt. Subtract the borders, then divide the size by 1.5. This will give the amount of squares you be using in your layout. If the number has a remainder, either round the number of squares needed up or down.

Supplies Needed:

2" Fusible grid interfacing – Enough for your background layout. (See formula above).

$\frac{1}{4}$ yards of the following fabrics, all pre-cut into 2" squares.

Please choose multiple fabrics of the following for color variation.

- Outer space
- Stars
- Sky
- Water
- Waves
- Underwater
- Several Reef/ rocks
- Any thing that has good color variation

Please pre-cut all your background fabrics into 2" squares

Fabrics for applique, NOT pre-cut into 2" squares. Please use your judgment for yardage

- Fish
- Waves
- Rocks
- Corals
- Batiks- large color range

A few yards fusible web, I recommend "Heat and Bond Lite"

Basic sewing supplies: Rotary cutter, ruler and matt, Sewing machine is optional.

Santa Barbara Connection Block-of-the-Month

July Block-of-the Month: "Dolphin in Sunset"


July's block is a simple one - so you won't have to give up your favorite summer activities.

Cut a piece of "sunset" fabric in a 9" square. If you do not have sunset fabric, you can piece strips together to look like a sunset or look through your stash and find a "batik" or "hand-dye" that reminds you of sunset colors.

Use solid black fabric for the dolphin. Using your favorite form of appliqué, either machine or hand, appliqué the dolphin to the background, being sure the "sunset" is going horizontally. The dolphin can be arranged in any way that pleases you, just be sure to leave room for trimming the block and for seam allowances.

Press and trim the block to 8 $\frac{1}{2}$ " - finished block size will be 8".

"Dolphin in Sunset"



Quilting Resources

Baron's Fabrics (Discount to Members)

379 Carmen Road
 Camarillo, CA 93010
www.baronsewfab.com
 805-482-9848

Treasure Hunt (Stash card, classes offered)

919 Maple Ave
 Carpinteria, Ca 93013
 805-684-3360
www.carpinteriaquilts.com

Craft Essentials (Discount to Members)

187 S. Turnpike
 Santa Barbara, CA 93111
 805-681-3115

Creative Memories (Discount to Members & classes offered)

Professional assistance by Juli Shulem
 Create albums to show off your quilts, etc. using photo-safe
 albums & supplies.
www.creativememories.com/jshulem
 805-964-2389

Grant House Sewing Machines (Discount to Members & classes offered)

5152-A Hollister Ave
 (Magnolia Shopping Center)
 Santa Barbara, CA 93111
 805-967-3680

Linda Karppinen

Quilt Appraisals
www.qalinkarp1@aol.com
 805-563-0817

Nancy King

Santa Barbara Custom Quilting
www.sbcustomquilting.com
 805-687-2063

Quilt Ventura (Stash card & Classes offered)

4572 Telephone Road, #908
 Ventura, CA 93003
www.quiltventura.com
 805-658-9800

Santa Barbara Quilting Retreats

Cathe Hedrick
 P.O. Box 91429
 Santa Barbara, CA 93190-1429
www.santabarbaraquiltingretreats.com
 805-899-3947

Antique Quilt Dating Guide, *by style*, by Kimberly Wulfert

Easy, Handy reference chart for buyers or sellers at auctions &
 antiquing
www.antiquequilt datingguides.com Just published!
 (805) 649-1821

If you are a member of the Coastal Quilter's Guild and have products or services relating to quilts, you can be listed in this section of our newsletter. Your listing is free, and special attention will be paid to members offering discounts, "stash" cards, classes, or sale events. Please send your information to Leslie Hogan, Newsletter Editor, 475 Los Verdes Dr., Santa Barbara CA 93111 or e-mail redduckmusic@earthlink.net.

Coastal Quilters of Santa Barbara, Inc.

www.coastalquilters.org

Guild Meetings are held on the second Thursday of each month at 7:00PM at St. Andrew's Presbyterian Church, 4575 Auhay, Santa Barbara, CA. Please carpool, parking is somewhat limited.

Coast Lines Newsletter

This is a monthly publication. Newsletter articles will be accepted up until the 22th of June for the July issue.

Send articles to Editor:

Juli Shulem

713 Cathedral Pointe Lane

Santa Barbara, CA 93111

805-964-2382

E-mail: jshulem@aol.com

Coastal Quilters Guild of Santa Barbara and Goleta is a nonprofit, educational and charitable organization. The purpose of the Guild is to educate its members about the history and preservation of the art form of quilt making and its related topics; to learn new techniques and improve skills; and to inform the community at large about our quilt making heritage.

New Members and Membership Renewals:
Mail your membership form, check or money order payable to Coastal Quilters Guild, Inc.:
Becky Gallup
Attention: Membership
P.O. Box 1594
Summerland, CA 93067

NON PROFIT ORG.
U.S. POSTAGE
PAID
SANTA BARBARA, CA
PERMIT NO. 688

Coastal Quilters Guild, Inc.
P.O. Box 6341
Santa Barbara, CA 93160