

Coast Lines

Newsletter for Coastal Quilters of Santa Barbara

Volume 21 Number 11, April 2010

This Month:

April 8th Mtg.

- » Wear name tags
- » Return Library books
- » Bring canned goods for donation
- » Bring Art Quilt with Entry Form

April 17th Deadline

Newsletter articles due for May edition

April 15th Board Mtg.

Meeting begins at 6:30 p.m. in Maravilla's Galleria room.

Inside this Issue:

Freddy Moran in April	1
Who is an Art Quilt?	1
Quilt Photos Needed!	1
Did you Know?	2
New & Returning Members	2
Elected Officers	2
From Darilyn's Desk	3
Future Programs	3
Back to School Notebooks	3
Member Birthdays	3
Quilt Show News	4
Community Quilts	4
Annual Election in May	4
Challenge Night Thank You's	4
Events Around California	5
Block of the Month	6
March Door Prizes	7
Quilting Resources	7

INSERT:

Art Quilt Submission Form

Freddy Moran: Fun With Color

When a buzz goes through a quilting crowd and people are saying, "Freddy is in the house!", you know immediately that the "Freddy" they are talking about is a "she" and not a "he"... and that she happens to be a hip, "out-of-the-box," quilt designer and teacher. She is vivacious and fun, usually wearing polka dots of some sort and big red glasses. She says "Red is a neutral." Her newest book, "Collaborative Quilting" is in our library. Her lecture will be "Fun With Color" and her workshop title has changed recently to "Garden Ladies II."

What is an Art Quilt?

Have you ever looked at a quilt or other piece of art and been brought to tears or burst out in spontaneous laughter? Have you been at a quilt show and noticed how time becomes completely altered? Do you find yourself standing in front of a quilt for an indeterminate amount of time lost in the thoughts the quilt inspires? That is art!

SAQA, the Studio Art Quilt Association, defines an art quilt as "a contemporary artwork exploring and expressing aesthetic concerns common to the whole range of visual arts... which retains, through materials or technique, a clear relationship to the folk art quilt from which it descends."

So, what makes some quilts "ART" and some just blankets? I believe that quilts that create an emotional response in the viewer are art quilts.

Making an emotional connection between the artist and the viewer is wide open. In an article by Leo Tolstoy, published in 1896, he explains it in this manner:

"The feelings with which the artist infects others may be most various - very strong or very weak, very important or very insignificant, very bad or very good: feelings of love for one's own country, self-devotion and submission to fate or to God expressed in a drama, raptures of lovers described in a novel, feelings of voluptuousness expressed in a picture, courage expressed in a triumphal march, merriment evoked by a dance, humor evoked by a funny story, the feeling of quietness transmitted by an evening landscape

or by a lullaby, or the feeling of admiration evoked by a beautiful arabesque - it is all art."

Some art quilts explore color and line. Some quilts explore surface design and texture. Some quilts explore the human form. Some quilts use the juxtaposition of disparate objects to create tension in the viewer, while some use elements of design to create peace and harmony. Quilt artists are always trying something new.

When you view quilts, ask yourself, "How does this piece make me feel?" Quilting draws on a rich historical and visual background filled with love and passion. How could quilting not be art!

Please join Jeanne Surber and me at the May 13 meeting as we share our journey as quilters. We hope to inspire and entertain you with not only our own stories and quilts, but with a gallery style show featuring the wonderfully creative art quilts that are created by members of our guild. Entries may be submitted at the April 8th Guild meeting; the final deadline is May 1st. A submission form is included in this newsletter, or may be downloaded from the website, www.coastalquilters.org.

- Ranell Hansen

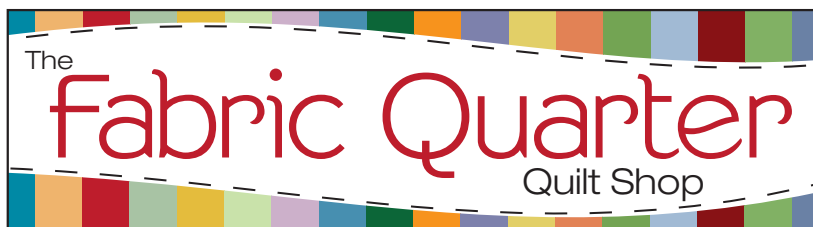
Needed urgently:

Quilt photos for Show Poster

We are hoping to incorporate a lot of close-up quilt photos in our quilt show poster. We urgently need your help. If you have, or can take photos of some of your quilts - highlighting piecing and appliqué techniques, please help us out. The photos need to be high resolution (300 dpi minimum) and should be sent as a .jpg file to Jeanne Surber (jbs@surber.sbcoxmail.com) as soon as possible. Think of your photo as being a "fabric" that will be inserted into a quilt. Interesting textures and patterns will be perfect. We can't promise to include all of your photos, but would like a variety to choose from in order to make our poster a work of art! You may remember the poster Judy Rys designed in 2006. That is sort of the direction we are trying to go with this year's poster.

(See page 4 for more quilt show news)

Did You Know?



...There's a New Fabric Shop in Goleta!

Join Guild Member Wendy Breakstone Ladd for the grand opening celebration of her new store, **The Fabric Quarter Quilt Shop**, on Saturday April 3rd from 12:00 to 4:30. Look forward to cake, snacks, specials and some colorful fun! Or, be one of the first to see the new shop on April 1st and 2nd, 10:00-4:00am for Pre-Opening Shopping. "Drop in for private shopping, special discounts on books and pre-cut fabric, etc. We're excited to hear your comments and feedback," said Wendy.

The shop features contemporary fabrics from today's hottest designers and manufacturers. "We look for eclectic collections that have an edgy, intriguing flair. We love contemporary designs and look for fabrics that not only work with modern and traditional patterns, but that you could frame and hang on a wall." The store also carries a great selection of books, magazines, patterns and notions. The class schedule will be available online or to pickup in the store as of April 1st. Guild members Kristin Otte and Carol Fay will be teaching at the shop. Wendy also plans to schedule weekly Open Quilt time for individuals and small groups.

The Fabric Quarter is located at 5708-C Hollister Ave. in Old Town Goleta, right across from the Goleta Valley Community Center.

Regular store hours are Tuesday through Friday, 10:00am – 5:30pm & Saturdays, 11:00am – 4:30pm (Mondays by appointment or call ahead).

Call 805-683-3300 or find out more at www.TheFabricQuarter.com.

Welcome New Members:

Barbara Lozier
7449 Shepard Mesa Rd.
Carpinteria, CA 93013
bjb7840@yahoo.com

Brenda Sullivan
7029 Shepard Mesa Dr.
Carpinteria, CA 93013

Julie Cohen
5207 Tehama Dr.
Santa Barbara, CA 93111
juliebcohen@gmail.com

Carol Fay
1417 Camino Rio Verde
Santa Barbara, CA 93111
carol@carolfayquilts.com

Debra Blake
20 East Islay St.
Santa Barbara, CA 93101
debra.blake@senate.ucsb.edu

Coast Lines is published monthly by: **Coastal Quilters of Santa Barbara, Inc.**
P.O. Box 6341, Santa Barbara, CA 93160 <http://www.coastalquilters.org>. Subscriptions are free to members.

Elected Officers & Committee Chairs 2009-2010

President:
Darilyn Kisch

VP Programs:
Cathe Hedrick

Speaker Liaison:
Dee Johnson

Workshop Coordinator:
Patty Six

Recording Secretary:
Priscilla Jacobs

Corresponding Secretary:
Barbara MacCallum

Treasurer:
Ky Easton

Parliamentarian:
Edalee Keehn

Membership:
Becky Gallup &
Jean Faison

Public Relations:
Kathy Rose

2010 HOC Quilt Show:
Karen Pickford

Block of the Month:
Naomi Hicks &
Debbie Breyman

Challenge:
Judith Nybakken &
Jean MacMillan

Coast Lines Distribution:
Mary Ringer & Naomi Hicks

Coast Lines Editor:
Gwen Waggy

Coast Lines Layout:
Jean Phillips

Community Projects:
Yolanda Garcia &
Louise Salgado

Door Prizes:
Sue Kadner &
Chris Allen

Historian:
Betty Kelley

Librarian:
Heather Georgakis

Refreshments:
Marie Butcher

Satellite Groups Coord.:
Suzy Pelovsky

Webmaster:
Bonnie Barber

Welcome Committee:
Diane Moore

Opportunity Quilt 2010:
Quilt Provider:
Norah McMeeking

Ticket Sales:
Sue Davies

From Darilyn's Desk

My term as president has been rewarding, fun, entertaining, fun, enlightening, and did I mention fun? I've made great friends, been exposed to other guilds, and met fascinating teachers. The absolute best part has been working with a group of creative, cohesive, dedicated and get-the-job-done volunteers. The membership has made this job a breeze with their support and encouragement.

So, why has no one come forward to volunteer for next term?

Being guild President is good thing! The position is re-invented with each new President. There are very few mandatory duties – and there is always someone to help with those. This position is the ultimate in flexibility. Don't like to speak in front of a large crowd? Nothing in the bylaws says the president must lead the meetings. Grab your toastmaster-trained friend to MC the general meetings while you keep an eye on the organization. Don't like to write? There are dozens of English teachers in the membership that could help with that. Wouldn't know where to start? Remember that half the board is continuing for another year and they are up-to-date with the business end of the guild. Don't like people? Well, OK - maybe President isn't the best fit. But, for the rest of you, remember: during their terms, past presidents have had full-time jobs, raised families and traveled. The guild is healthy and vibrant today because these members were willing to raise their hands.

We all have a different focus and different priorities. Members sharing of themselves is what makes our guild healthy and vibrant. What strengths can you bring to the guild? Consider being our next President!

Let's go sew!

Darilyn

NEW email dkisch@cox.net

Back-to-School Notebooks

Take an ordinary composition notebook and make it something extraordinary. Using a shortcut technique to create simple patchwork squares with two triangles, you will combine them in a way that you fancy to create a one-of-a-kind notebook to keep track of all your top secret stuff. Designed by Jennifer Casa for Sew, Mama, Sew!

<http://www.sewmamasew.com/store/media/blog/SMSNotebooks.pdf>

April Birthdays

Happy Birthday to one and all!		Fern Halperin	Apr. 18
		Jean McCaffrey	Apr. 19
		Karen Pickford	Apr. 20
Nancy King	Apr. 5	Louise Salgado	Apr. 20
Roxanne Barbieri	Apr. 5	Carol Drescher	Apr. 21
Peggy Biscay	Apr. 7	Laura Nanna	Apr. 25
Margaret Kocimski	Apr. 8	Paula Whited	Apr. 25
Juli Shulem	Apr. 10	Paulette Ley	Apr. 26
Ruth Walters	Apr. 12	Diana Hamilton	Apr. 27
Kathy Rose	Apr. 13	Gwendolyn Jeter	Apr. 27
Maryann Huggins	Apr. 13	Linda Karpinnen	Apr. 27
Norah McMeeking	Apr. 13	Darilyn Kisch	Apr. 29
Erma Sheaha	Apr. 16	Gladys Brown	Apr. 28
Betty Shumaker	Apr. 17	Sherran Cressall	Apr. 28



Future Programs

MAY

May's **Member Art Quilter Program** is sure to be a very interesting evening. Jeanne Surber and Ranell Hansen will present some of our "Art Quilters'" works of art as well as some of our "general members'" art quilts.

JUNE

Jake Finch's lecture, *Stepping Into Creativity*, will teach us how small changes in the way we handle a project can lead to big impacts, and offers tips to keep our creative river flowing. She's a member of the Simi Valley Quilt Guild. Her workshop, "Covering the Basics" (On **SATURDAY** this time, not Friday) will teach us how to make quilted 3-ring binder book covers. Cover Art Book Covers make great gifts.

JULY

Our annual Guild Potluck Picnic and Book Sale is scheduled. Start looking for that scrumptious recipe to share with all your quilting buddies.

Dee Johnson, Speaker Liaison

*The sun has such a pretty quilt
Each night he goes to bed,
It's made of lavender and gold,
With great long stripes of red.*

*And bordered by the softest tints
Of all the shades of gray.
It's put together by the sky,
And quilted by the day.*

Laura Coates Reed

*(collected in **The Romance of the Patchwork Quilt in America** by Carrie A. Hall & Rose G. Kretsinger, 1935)*

Quilt Show News

Less than 6 months to go – are you ready? I'm happy to announce that all of the major positions on the quilt show committee are now filled. Juli Shulem and Peter Glatz will share the job as Hanging committee chair, with each taking a specific part of the job. Thanks to both of them for volunteering!

Soon, the schedule will be ready for all volunteers to sign up for shifts. There are plenty jobs to go around. If you are available on Friday, September 24th – please consider lending your time for the all-important set up of the show. It's a great way to see the quilts before they are surrounded by the throngs of people we are going to encourage to attend.

Don't forget to get your quilt ready to enter. Entry forms will be available in the next few months.

Next Quilt Show meeting – April 17th at Villa Espana club room (State & Constance) – 10:00 a.m. (Note that this is a change from our original date of April 10th).

Karen Pickford, Quilt Show Chairperson
kjpickford@cox.net

How to take a photo of your show quilt

The photo that will be attached your quilt show application needs to be 4" x 6".

Samy's Camera is offering our guild members a special price of 20 cents per 4" x 6" print with no limit on prints of your quilt show entry. Please, show your guild membership card to receive this discount.

Samy's Camera has suggested these guidelines for taking a good picture: 1) Hang your quilt in front of a light-colored wall, 2) Use indirect natural light, 3) Have about 6" of visual space around your quilt, 4) Focus your picture, and 5) Take 3 pictures of your quilt.

Rosana Swing, PR Chairperson, *Harvest of Colors*
dean492003@yahoo.com

Annual election of officers in May!

Here is the slate for the election to be held at the meeting of the general membership on May 13, 2001. Please come a little early to get your ballot, mark it, and put it in the ballot box. Votes will be counted at the break, and the results announced thereafter. There will be a space for write-in votes.

President ***

VP Programs: Sue Kadner

Speaker Liaison: Suzy Pelovsky

Workshop Coordinator: Patty Six

Recording Secretary: Priscilla Jacobs

Corresponding Secretary: Julie Mock

Treasurer: Ky Easton

Parliamentarian ***

Membership: Becky Gallup

Public Relations: Kathy Rose

***Please note that we have two positions open as of this date: President and Parliamentarian. It is imperative that we fill these positions, so please consider stepping up at this time. As you can see, you'll have a great team to work with, so please contact me to volunteer for either of these positions. Phone at 682-4675 or via e-mail at *keehnronald2@msn.com*. Thank you for your consideration.

Edalee Keehn,
Parliamentarian

Community Quilts Project

The experience of working with you on the Community Quilts Project has been quite moving for us. It has been a joyous journey. We want to express our sincere gratitude for your remarkable generosity. Your incredibly response at the March Guild meeting resulted in 19 beautiful quilts. To date, Guild members have donated 71 quilts for distribution to both Assistance League's Fostering Friends Project and Hospice.

Each donated quilt will surely be a treasured gift. As one member stated, the recipients will know that others care for them. Another member shared that she had seen the quilts on the beds of Hospice patients. She stated that they are appreciated and really being used for warmth and comfort. If you are working on a quilt for the Fostering Friends Project, please hand the quilt in by the May meeting. For Hospice, we still have until July.

In addition, thanks to those of you who made pillow cases for charity and treatment bags for the Breast Cancer Resource Center. We also extend our appreciation to Wendy Breakstone Ladd, owner of our newest quilt store, who provided fabric to support the Guild's pillow case donation.

Finally, we need a place to store next year's Community Quilt Project. If you can help by storing quilts, please contact Darilyn Kisch.

Keep those sewing machines humming!!!!

Louise Salgado & Yolanda Garcia

Thank you, Thank you Ladies of the Guild!

Judith and I never imagined how special you would make 2010 Challenge Night. Just as we were blown away when we first saw your quilts, Challenge Night was fantastic because of the quilters, the quilts, the voters, the friends, the wonderful refreshments and all the help we got from the "Sew What's", Carol Boyce, Judy Rys, and Kathy Rose. A wonderful group of quilters took down the stands and folded the sheets while Judith and I were trapped in the crowd trying to get their quilts back in the right pillowcase! Thank you, all.

My apologies to Judith and the ladies whose commentaries I mixed up. Shirley Morrison, Barbara Kuhn, and Patty Latourell were nice enough to carry me through my mess, and you all were nice enough to laugh instead of frown.

The ladies at Maravilla enjoyed seeing our challenge quilts, opportunity quilts, and pillowcases on March 15. Marilyn Martin, Patty Six, Sandy Wilmot, Nedra Ireland, Erma Sheaha, Darilyn, Judith and I had fun giving them an up-close-and personal look at your work, which they greeted with oohs and ahs.

The quilts will be displayed at Grant House Sewing, on Canon Perdido from First Thursday, April 1 to May 7. Quilts will be returned at the May meeting. We hope you enjoy the quilt you entered in the Challenge and that it brings you many pleasant memories. Thank you again.

The Jolly J's signing off.

Events Around California

Becoming Art at the Seams:

A Juried Exhibition of Contemporary & Art Quilts

Now Through June 20

Hours: Tuesday through Sunday 11am-6pm

First Friday of the Month: 11-8

Museum of Ventura County 89 S. California St., Ventura, CA

Designs by Ventura, Santa Barbara & Los Angeles County artists
Free admission; Free parking at public structure on Santa Clara St.

For more info: www.venturamuseum.org

Best of the Valley Quilt Show

April 9-11, Fri & Sat 9am-5pm, Sunday 9am-4pm

McDermont Field House, 365 N. Sweet Brier, Lindsay, CA.

Show of quilts, wearable art and dolls. Juried and judged show, with over \$2500 in awards. Hoffman Challenge, vendor mall, on-site food. Featured artist: Anna Koelewyn

Email Contact: psaada@aol.com

Website: www.botvquilts.com

Seven Sisters Quilt Show

Saturday, April 24, 9am-5pm

Sunday, April 25 9am-4pm

\$7.00/one-day pass, \$10.00/two-day pass

Alex Madonna Expo Center 100 Madonna Rd., San Luis Obispo, CA

Presented by the Associated Quilt Guilds of the Central Coast.

For more info: www.aqgcc.org

Camarillo Quilters Association Quilting by the Sea

May 1 & 2, 10am - 5pm

Admission \$8.

Ventura County Fairgrounds (San Miguel Hall), 10 Harbor Blvd., Ventura CA

Featuring over 200 beautiful handmade quilts, a sewing machine raffle courtesy of Barons Fabrics, mini quilt silent auction, display of quilt challenge winners, Home of the Brave quilt, boutique, and leading quilt specialty vendors. Advance Sale Tickets are \$5 and available at www.camarilloquilters.org

Email Contact: bikemag@roadrunner.com

Website: www.camarilloquilters.org

T.L.C. Quilters Biennial Quilt Show

The Artist in Everyone

Saturday May 1, 9:30 am to 5 pm

Sunday, May 2, 10 am to 4 pm.

Covina Woman's Club, 128 S. San Jose Ave., Covina, CA

Includes a display of members' quilts, Tea, Country Store, Vendors and an Opportunity Drawing of our quilt, "It's A Colorful World."

Email Contact: lauragraniteware@yahoo.com

Website: tlcquilters.org

Antelope Valley Quilt Association Home Tour

Saturday, May 22, 10am-4pm

Start at **Stanley Kleiner Activity Center** in Lancaster City Park, 43011 N 10th St. W, Lancaster, CA. Tickets to the show will be available there for \$15. Admission price includes snacks, water bottles, and a part of a mystery quilt pattern offered at each house.

Parking is free. The Kleiner building will house our vendor mall, a boutique for handmade items, our featured quilter Mary Brewer's exhibit, our Opportunity Quilt called "Flower Power", and our auction quilts for the silent auction. Our quilts will be shown in the beautifully decorated homes of four of our members.

Email Contact: longarmdarla@yahoo.com

Website: www.avqa.org

Temecula Quilt-Away Retreats

The Traveling Quilters

June 3-6

Always a fun and productive weekend. It's a great opportunity to finish projects or start something new. We usually have anywhere from 30 to 45 people at the retreat so it's always fun to see what people are working on. Each person has half an 8-ft table for sewing space in our large, well-lit classroom. Once again we'll be staying at the Vina de Lestonnac Retreat Center in the Temecula wine region.

Email Contact: pam@travelingquilters.com

Website: www.travelingquilters.com

FantaSea of Quilts Quilt Show

Beach Cities Quilt Guild

June 5-6

Soka University Gymnasium, 1 University Dr., Aliso Viejo, CA

We are proud to present our bi-annual quilt show, please join us!

Email Contact: sandycquilts@aol.com

Website: www.beachcitiesquilters.org

Southern California Quilters Run

June 17-20 and 24-27

Map and information at quiltersrun.com

Camp Watch-A-Patcher

July 11-15

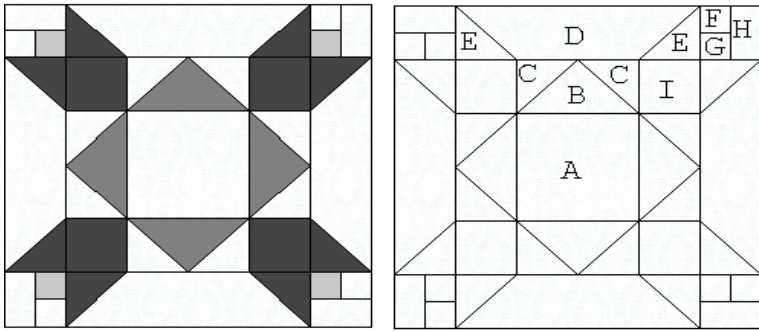
Hosted by the Orange County Quilters Guild

We have gathered an incredible group of experts offering classes in a wide spectrum of quilting arts...from applique, paper piecing, machine quilting and piecing to fabric dyeing and embellishment. Tons of fun, laughter and friendship for all !!! Held at Vanguard University in Costa Mesa CA.

Email Contact: director_cwap2010@yahoo.com

Website: www.campwatchapatcher.org

Block of the Month for May



MAY BLOSSOMS

Block of the Month - May 2010


April showers bring quilted flowers in May for the eleventh installment of our "Quilted Calendar" Block of the Month. These blossoms are quick and easy to arrange - bring a bouquet to Guild but don't forget to make a spare for your own Quilted Calendar!

FABRIC:



NEUTRAL -

Cut eight 2 1/2" squares (C)
Cut four 2 1/2" x 8 1/2" rectangles (D)
Cut four 1 1/2" squares (F)
Cut four 1 1/2" x 2 1/2" rectangles (H)



NEUTRAL or a MOTIF -
Cut one 4 1/2" square (A)



MEDIUM GREEN -
Cut four 2 1/2" x 4 1/2" rectangles (B)



DARK PINK or ROSE -
Cut eight 2 1/2" squares (E)
Cut four 2 1/2" squares (I)



MEDIUM PINK or ROSE -
Cut four 1 1/2" squares (G)

ASSEMBLY:

For starters, draw diagonal lines on the wrong side of all (C) and (E) squares.

Create the (B-C) units by placing one (C) square on end of (B) rectangle, right sides together, aligning outer edges and with diagonal line pointing in toward the edge center, sew on line. Trim 1/4" from stitching line, press open. Repeat with second (C) square placed on opposite side of (B) checking for placement of diagonal line (it should intersect first seam.) Make four (B-C) units.

Assemble the center section by sewing one (B-C) unit to either side of (A) square. Sew one (I) square to each end of remaining two (B-C) units. Sew these strips to top and bottom of (A).

Create the (D-E) units by placing (E) squares on each end of (D) rectangles, right sides together and stitch on diagonal line - be sure to check that placement of diagonal line is opposite on each end of (D) rectangle (half should lean one direction, half should lean the opposite direction.) Trim 1/4" from stitching line, press open.

Assemble the (F-G-H) units by stitching the (F) and (G) squares together then stitching the (H) rectangle to the side - be sure to check that the (G) square will finish on the lower left corner when pressed open.

Finish the block by sewing one (D-E) unit to either side of center section. Sew one (F-G-H) unit to each end of remaining two (D-E) units. Sew these strips to top and bottom of center section.

Enjoy! - Naomi & Debbie

Block should measure 12 1/2" square.

Quilting Resources

Baron's Fabrics

Discount to Members
379 Carmen Road
Camarillo, CA 93010
www.baronsewfab.com
805.482.9848

Craft Essentials

Discount to Members
187 South Turnpike
Santa Barbara, CA 93111
805.681.3115

The Creation Station Fabric & Quilt Shop

Classes, Retreats and Online Shopping
Dawn and Patrick Farrier, owners
Large selection of cotton solids/prints and
flannels all priced at \$6 per yard.
252 East Hwy 246, Unit A
Buellton, CA 93427
www.thecreationstation.com
805.693.0174

The Fabric Quarter - Quilt Shop

Discount to Members
5708 Hollister Ave. Ste. C
(Entrance & Parking in back)
Goleta, CA 93117
www.TheFabricQuarter.com
805.683.3300

March Door Prize Winners

Congratulations to all the winners. We hope you enjoy your door prizes. Our thanks to all who bought tickets, which help support Guild activities.

» Karin Cooper » Beulah Haas » Louise Salgado
» Sherran Cressall » Colby Kline

Chris Allen & Sue Kadner, Door Prize Chairs • sgkad@yahoo.com

Grant House Sewing Machines

Discount to Members & Classes Offered
128 B East Canon Perdido
Santa Barbara, CA 93101
www.granhousesewingmachines.com
805.962.0929

Jandi Designs

Thermofax Silk Screens
Jeanne Surber
www.jandidesigns.com
805.564.4213

Nancy King

Santa Barbara Custom Quilting

Many designs to finish your quilts beautifully. Large quilts, small quilts, get them done! Prompt turnaround.
www.sbcustomquilting.com
805.687.2063

Juli Shulem

Professional Organizer

20% discount given to members.
Need to organize your sewing room better, or perhaps other places as well? 24 yrs. experience organizing spaces and people. For a complete list of services check my website: www.julishulem.com
805.964.2389

Quilt Ventura

Stash Card & Classes Offered
4572 Telephone Road
Ventura, CA 93003
www.quiltventura.com
805.658.9800

Santa Barbara Quilting Retreats

Cathe Hedrick
P.O. Box 91429
Santa Barbara, CA 93190-1429
www.santabarbaraquiltingretreats.com
805.899.3947

The Sewing Parlour

Silk thread, classes, Floriani stabilizers and interfacing
1333 De La Vina Street; Suite A
Santa Barbara, CA 93101
www.thesewingparlour.com
805.899.0058

Susan Italo/Wild Onion Studio

Custom Long-arm Machine Quilting, Wearable Art, Wild Onion Jacket Pattern
www.wildonionstudio.com
<http://wildonionstudio.wordpress.com>
Susan@Wildonionstudio.com
805.746.0186

The Treasure Hunt

Fabric Card
919 Maple Ave.
Carpinteria, CA 93013
www.carpinteriaquilts.com
805.684.3360

A BIG Thank You to Our March Donors!

... whose continuing support of the Guild is so appreciated:

- Assistance League
- Baron's Fabrics
- Craft Essentials
- Grant House
- Quilt Ventura
- The Creation Station
- The Treasure Hunt
- The Warm Company

If you are a member of the Coastal Quilters Guild and have products or services relating to quilts, you can be listed in this section of our newsletter. Your listing is free, and special attention will be paid to members offering discounts, "stash" cards, classes or sale events. Please send your information to Gwen Sangster Wagy, Newsletter Editor, PO Box 2135, Santa Barbara, CA 93120 or email quiltnews@wagy.net.

Coastal Quilters Guild Inc

<http://www.coastalquilters.org>

Coastal Quilters Guild of Santa Barbara and Goleta is a nonprofit, educational and charitable organization. The purpose of the Guild is to educate its members about the history and preservation of the art form of quilting and its related topics; to learn new techniques and improve skills; and to inform the community at large about our quilt making heritage.

Guild Meetings are held on the second Thursday of each month at 6:30 p.m. at:

St. Andrew's Presbyterian Church
4575 Auhay, Santa Barbara, CA

This Month's Meeting
April 8th, 2010 6:30 p.m.

Next Month's Meeting
May 13th, 2010 6:30 p.m.

Please carpool, parking is somewhat limited.

Coast Lines Newsletter

*This is a monthly publication. Newsletter articles will be accepted up until the 17th of April for the May issue. Send articles to the editor: **Gwen Wagdy**, PO Box 2135, Santa Barbara, CA 93120 or quiltnews@wagy.net.*

NON PROFIT ORG.
U.S. POSTAGE
PAID
SANTA BARBARA, CA
PERMIT No. 688

CHANGE SERVICE REQUESTED

Coastal Quilters Guild, Inc
P.O. Box 6341
Santa Barbara, CA 93160