



Coast Lines

Newsletter for Coastal Quilters of Santa Barbara

Volume 25, Number 4, September 2013

This Month:

September 12th Mtg.

- » Wear name tags
- » Return library books
- » Bring mailing labels and cash for door prizes
- » Refreshments will not be provided. Feel free to bring your own if desired.

September 19th Board Mtg.

Meeting begins at 6:30 p.b. in Maravilla's Galleria room.

September 21st Deadline

Newsletter articles due for October edition.
(send to Mary Ballard - m.ballard0103@gmail.com)

Inside This Issue:

Textile Care Lecture in Sept.	1
Open Sew	1
Community Quilts	1
What's on the Website?	1
From the President's Desk	2
Elected Officers	2
Future Programs	3
Book Sale Celebration	3
Member Birthdays	3
Fall Quilting Classes	4
Door Prizes	4
Events Around California	5
Block of the Month	6
Quilting Resources	7

Guild Meeting on September 12: Textile Care and Preservation

Presented by Larry and Melinda Gonzalez, Retro Clean Inventor

This lecture/discussion will address the best practices for the proper care, washing, storage and display of textile projects to ensure their well-being for generations to come. We will also cover advanced cleaning techniques for projects that weren't so fortunate.

Larry will tell something about his background and why he developed the product. It will not be an infomercial (he promises,) but they will have some of their products for sale at the meeting.



Open Sew Saturday, September 14

9:00am – 3:30pm

Goleta Valley Community Center

Free to Members

Here's your chance to either sew for Community Quilts projects (the committee will have kits and patterns available) or work on your own in the company of fellow Guild members! You are welcome to stay for a short time or the entire time, as your schedule allows. If you are interested in attending, please sign up with Julie (jamcats@cox.net) to claim your spot. Looking forward to a fun day of sharing, creating, and learning with friends!

Community Quilts

A very big thank you to Marti Frolli for her large contribution of fabric to Community Quilts. Also thanks go to Barb Postma and another quilter for their contributions of fabric. The contributions are very much appreciated.

We now have 203 completed doll cradle quilt sets, 12 completed quilts for kids and 19 completed quilts for women at Bethel house. We plan to continue donations to Hospice with another four quilts.

A reminder that we will have a Community Quilts sewing day at Goleta Valley Community Center on Saturday, September 14.

—Community Quilts: **Bonnie Epperson, Marion Jones, Linda Kriss, Kris Muller, Patti Whelle**

What's on the WEB SITE

Have you looked through the Gallery pages? Scroll down the home page to about the middle. There you will see links to photos from the last three guild meetings.



This year's Challenge Quilts are featured in the June Gallery on the web site.

You will also find a link to the Gallery on the top of the homepage. Click on any of these links and you will be transported to the Gallery index page. What will you see there? Links to photos from most of our guild meetings for the past several years! You will also see the names of the presenters for each month, including photos of their projects.

We must all remember to say 'Thanks!' to Carol Boyce, who faithfully records almost every meeting on her trusty camera, so we can then go back and revisit the beautiful quilts presented by members and presenters.

—Bonnie Barber, Webmaster

From the President's Desk

September is back to school month, and I always feel a bit excited at the start of a new school year. I fondly recall purchasing new clothes, a lunch box, binder and other supplies in preparation. The desk got cleared off, worn out or outgrown clothes were discarded and then the first day arrived.

Nothing was as anticipated. It was too hot to wear my favorite new outfit, and my best friend was in another class. My lunch did not fulfill the promise of the shiny new lunchbox, and to my horror, first thing in the morning, we had to stand up in front of the class and introduce ourselves.

My expectations were vague and unrealistic. I thought that somehow I would be like a character in one of my cherished books; the intrepid student, comfortable and confident in every situation. I recently took a guild workshop, and was reminded of what it takes to be a good quilting student and have the best learning experience possible.

Be Prepared: Gather up all of the materials on the supply list well ahead of time so that if something needs to be purchased, there is time to get it. Get any questions about the supplies answered by the workshop coordinator. Bring food, drinks, reading glasses, chair cushion, notebook and anything you regularly use when sewing for hours.

Workshop Day: Arrive early to bring in supplies and set up equipment. Be ready to start the workshop on time. Wear comfortable layered clothing. Use only your allotted space. Ask questions. Take notes. Enjoy yourself!

Attitude: Be ready to try something new. This is an opportunity to branch out and experiment with a new way of doing things. Do not expect to be immediately adept at a new technique. (Remember how long it took to learn to write?) Practice will foster compe-

tence with a new skill. Resist the temptation to compare yourself with others in the workshop.

Afterward: Unpack your supplies, and put the project/instructions together. Think about what you learned. You may be surprised at the realizations gained during the workshop that were not part of the organized lesson.

Sign up for another workshop. Every technique you learn is another tool in your quilting arsenal. Use what works for you in a particular situation.

See you in class.

— **Carol Fay**

The membership directory is provided to facilitate guild business. It is issued only to Coastal Quilters Guild members for their personal convenience. Other uses must be approved by the Coastal Quilters Guild Board of Directors.

Please update your membership information when you change your address, phone, e-mail, etc. by contacting Sue Kadner at cqg4email@cox.net.

Coast Lines is published monthly by:
Coastal Quilters of Santa Barbara, Inc.
P.O. Box 6341, Santa Barbara, CA 93160
<http://www.coastalquilters.org>
Subscriptions are free to members.

Coastal Quilt Guild 2013-2014 Board and Committee Chairs

There are still opportunities to get involved in your Quilt Guild by volunteering for Satellite Group Coordinator, Refreshment organizer, Opportunity Quilt Ticket Sales, or CCQG Representative.

BOARD

President: Carol Fay

VP Programs: Suzy Pelovsky

Treasurer: Toni Percival

Recording Secretary: Shirley Morrison

Corresponding Secretary: Elaine Rottman

Workshop Coordinator: Julie Mock

Speaker Liaison: Patty Six & LuAnn Smith

Membership: Becky Gallup

Parliamentarian: Mary Maxell

Public Relations: Rosanna Swing

COMMITTEES

2014 Challenge: Una Lopez & Lynn Manchester

2014 HOC Quilt Show: Irelle Beatie

Block of the Month: Irelle Beatie, Julie Cohen & Adela Laband

Community Quilts: Bonnie Epperson, Jackie Carr & Marion Jones

Door Prizes: Cathe Hedrick & Irelle Beatie

Library: Carol Barringer, Elaine Kovar, Jean McCaffrey & Ann Marx

Membership Assistant: Sue Kadner

Newsletter Distribution: Mary Ringer & Naomi Hicks

Newsletter Editor: Mary Ballard

Newsletter Layout: Jean Phillips

Opportunity Quilt Ticket Sales: VACANT

Refreshments: VACANT

Satellite Groups Coordinator: VACANT

SCCQG Representative: VACANT

Sunshine Chair: Dee Johnson

Webmaster: Bonnie Barber

Welcome Committee: Dee Johnson & Debbi Haeberle

Future Programs



OCTOBER

Patricia Beaver : "A Funny Thing Happened To Me When I Moved To Utah"

Hear the story of one quilter's odyssey! A large variety of quilts in many different sizes and techniques will be shown entwined with the stories of women and the roles these works of art have played in their lives. A nice, all around trunk show that appeals to everyone.
www.quiltingbypatricia.com



October 11 Workshop: Crayon Quilts

A fun workshop for all levels. After this class you can make an entire quilt or finish all those labels you have been meaning to add to your existing quilts. With my four-part recipe your project will be completely soft and washable.

NOVEMBER

Jane Tenorio-Coscarelli: "In My PJs"



A trunk show of Jane's colorful quilts and patterns. www.quarterinchpublishing.com

Workshop: November 15: Coat Tales—Garment Embellishing

Bring that coat or jacket you have been dying to embellish. We will take it one step further and add some bling to it. With fusible appliqué, buttonhole stitches and in-

between, you can bring that shabby coat to shabby chic. Birds, swirls and flowers motifs will be part of the class design base.

DECEMBER

Guild Annual Holiday Party December 12

Hot-diggety!! It's a Celebration!!

We're celebrating our book sale: over \$600 in sales! We are celebrating donations: more than 40 books added to the library from books donated by our members! And we are celebrating our spiffed-up organization as well as newly up-to-date lists of all our library books.

Among the books we have added from donations are some old favorites, like Alex Anderson's *Simply Stars*, and others worth another look, such as *Great American Quilts, Book 10*, which earned a slot in our library for the inclusion of some advanced piecing designs. *Log Cabin Quilts* includes triangular and hexagonal log cabin designs as well as a "Lone Star" version. *Pineapple Quilts* features the winners of a contest, taking the pineapple block to extremes, with guidelines for designing your own "extreme" pineapple quilt.

In the "worth another look" category, how about making *Quilts on the Double*? Strip-piecing contrasting fabrics, cut into triangles, and make two completely different quilts! Intricate-looking piecing begins with a simple nine-patch in *Slice 'Em and Dice 'Em* which is then cut and reassembled in 20 different ways for surprisingly complex results. *Sew One and You're Done* is perhaps a bit of an overstatement, but the piecing is quick when you enlarge a single block to 48-50" square for a baby or lap quilt, a charity quilt or a table-topper. When speed is the most important, turn to *The Casual Quilter*. Tippy nine-patches mean no matching seams, while

another deceptively simple block, "Domino", is given in 7 sizes and 7 different layouts.

For Kaffe-fans, *Glorious Patchwork* was a wonderful donation, and we recently purchased *Shots and Stripes* as well. Among the 12 new books, for modernists we have *Hexagons Made Easy* (Jen Eskridge) and *Modern Neutrals* by Amy Ellis. For pre-cut addicts *Seamingly Scrappy* promises "the look you love." Curved log cabin blocks make amazing and complex designs in *Hill and Valley Log Cabins*. The sewing is simple, but the piecing is very tricky – good for advanced quilters looking for a challenge!

The oldies-but-goodies will stay in the library as long as there is some interest in them, so come take a look! If you have requested *A Treasury of Mennonite Quilts*, *Big-Print Patchwork*, or *Nickel Quilts and Borders*, those books are waiting for you ... along with too many more to fit in this space.

Thank you ALL who bought books and made our sale such a success! Thank you to our donors! All our leftovers went to the public library. Thank you!

— **The Library Committee: Jean McCaffery, Elaine Kovar, Carol Barringer, and Ann Marx**

September Birthdays

Happy Birthday to one and all!

Charlene Garfinkle	Sep 1
Janis Meloy	Sep 2
Julie Sommers	Sep 3
Rochelle Schneider	Sep 4
Doris Gilman	Sep 5
Lea Williams	Sep 5
Eileen Tufenkian	Sep 7
Dorothy Oksner	Sep 8
Mary Ellen Kestel	Sep 9
Patrice Baer	Sep 13
Verna R. Smith	Sep 13
Beverly Matlick	Sep 17
Bonnie Roper	Sep 17
Barbara J. Paulsen	Sep 21
JoAnn Dovgin	Sep 23
Adela Laband	Sep 23
Colleen Atkinson	Sep 24
Sue Hollingsworth	Sep 24
Jan Freeman	Sep 26
Peter Glatz	Sep 27
Dee Holm	Sep 27
Cynthia Manzer	Sep 27
Mary Weaver	Sep 27
Marie Butcher	Sep 29
Blanche Sprague	Sep 29
Nancy Snyder	Sep 30

Fall 2013 SBCC - Center for Lifelong Learning

<http://www.sbcc.edu/ce/>

Fall Registration: Monday, August 19

Classes posted online for viewing: Monday, August 12.

Note: The room for Ranell's classes was incorrect in the last newsletter. The correct room information for her classes is below.

Quiltmaking for Beginners

A course for those who have never quilted and for those who want to sharpen their basic skills. Learn the fundamentals of quiltmaking while constructing a small sampler quilt. Covers traditional and contemporary techniques of piecing, appliqué and quilting.

A complete supply list provided upon registration.

Instructor: *Marty Frolli*

8 Mondays, beginning Sept. 9, 9:30 am -11:30 am

Room 18, Wake Center

Tuition: \$80, Materials Fee: \$10, Lab Fee: \$10.

Quilts for Kids

Kids of all ages just love to snuggle up with a quilt. This class includes step by step instructions to complete several quick and easy kids quilts. You will also enjoy a fabric exchange for the I Spy Game quilt and the creepy, crawly Bug Jars quilt. Join us and stitch a colorful and whimsical quilt for your favorite kid! A complete supply list provided upon registration.

Instructor: *Marty Frolli*

8 Wednesdays, beginning Sept. 11, 9:30 am -11:30 am

Room 18, Wake Center

Tuition: \$80, Materials Fee: \$, Lab Fee: \$10.

Quilters Workshop

Create beautiful quilts and quilted items while reviewing and perfecting basic quilting techniques of cutting, piecing, setting, basting, quilting and binding. Individualized instruction from experienced teacher allows students of diverse ability levels to apply techniques to projects of their own choosing.

Instructor: *Marty Frolli*

8 Fridays, beginning Sept. 13, 9 am - noon

Room 18, Wake Center

Tuition: \$120, Lab Fee: \$15.

Jelly Roll Race Quilt

Use a jelly roll or 40 (2-1/2") strips to piece this quick and easy lap quilt.

A complete supply list and photo provided upon registration.

Instructor: *Marty Frolli*

1 Saturday, Sept. 21, 9 am – 4 pm

Room 18, Wake Center

Tuition: \$30, Lab Fee: \$5

Double Slice Layer Cake

Use a layer cake or 35 (10") squares to piece this quick and easy lap quilt.

A complete supply list and photo provided upon registration.

Instructor: *Marty Frolli*

1 Saturday, Oct. 5, 9 am – 4 pm

Room 18, Wake Center

Tuition: \$30, Lab Fee: \$5

Quilting and Patchwork

Strip 2, 3, 4 and More! Learn the principles of color and design and make spectacular quilts that start with fabric strips. Lessons start with simple 2 strip patterns, and progress to more complex patterns including Hidden Wells and Lone Star. Quilters of all levels are welcome.

Instructor: *Carol Fay*

8 Tuesdays, starting September 10, 6:00 pm - 8:30 pm

Room 18, Wake Center

Quilters Workshop: Emphasis on Art Quilts.

Both of these classes will emphasize one project from start to finish with each week addressing a different aspect of the construction from design to quilting. Hand outs will be given for each technique taught. Students may work on developing an original design or may use a pattern provided by the instructor.

Instructor: *Ranell Hansen*

Landscape quilts: 6 Mondays, beginning Sept. 9, 1-4pm

Portrait quilts: 6 Mondays, beginning Oct. 21, 1-4pm

Room 6, Schott Center

Recycle, Repurpose and Refashion

Make those thrift store finds or favorites from the back of your closet that you no longer wear into useable items. Each week you will receive a pattern and instruction for repurposing or refashioning unused garments into everything from hats to shopping bags to clothing to items for your home. This is not an alterations class and no previous garment experience sewing is needed. The class will be mainly demo and discussion with problem solving time during the last hour of class.

Instructor: *Ranell Hansen*

6 Mondays, beginning Sept. 9, 9am - 12 pm

Room 6, Schott Center

Sewing Tips and Techniques

Students work on their own projects with assistance from the instructor. People make clothing, quilts, household articles, bags and purses as well as doing alterations and fitting. Instruction is given in small groups or individually. Appropriate for beginning through experienced sewing abilities. Make this your dedicated sewing time. It's fun to get together and sew.

Instructor: *Ranell Hansen*

10 Tuesdays, beginning Sept. 10, 6:30-8:30 pm

Room 6, Schott Center

Door Prizes

Door Prize winners in **August** were: **Clyda Seidel, Gretchen Beckert,** and **Barbara MacCallum.**

August door prize ticket sales were \$101. Thanks to **Santa Barbara Quilting Retreats** and **Jibberish Designs** for the basket donations.

Events Around California

San Diego Quilt Show: Surfing the USA

September 5-7, 2013

Preview Wednesday Sept 4 from 6-9 pm \$20 presale, \$25 at the door;
Hours: Thursday & Friday 10 a.m. to 6 p.m., & Saturday 10 a.m. to 5 p.m. Special Guest Artist is Alex Anderson. \$10

San Diego Convention Center

<http://www.sandiegoquiltshow.com/>

North Cities Quilt Guild: So Much to be Thankful for

Friday, Sept 13 – Saturday Sept 14, 10 a.m. – 4 p.m.
Admission: \$7 at the door

Placentia Presbyterian Church, 849 N. Bradford, Placentia, CA

northcities@yahoo.com

The Flying Geese Quilters Guild presents

"A Harvest of Quilts"

Saturday, September 14, 2013, 10 a.m. – 4 p.m.
Sunday, September 15, 2013 10 a.m. – 3:30 p.m.
Free parking • \$10 admission

Soka University, One University Drive, Aliso Viejo, CA 92656

Over 300 traditional and non-traditional style quilts will be on display. It brings together the "best of the best" in quilt making, with aisles of displays, retail exhibits, antique quilts display and live quilt auction at 2 p.m. on Saturday.
<http://www.HarvestOfQuilts.com>

Conejo Valley Quilters Present

"A Gathering Under The Oaks: A Quilter's Showcase"

September 21-22, 2013, 10a.m. – 4 p.m.

California Lutheran University, Gilbert Arena, Thousand Oaks, CA

MQX Pacific Northwest Quilt Festival

October 9-12, 2013

Public Quilt Show October 10-12, \$12 admission good for all days

Oregon Convention Center, Portland Oregon

www.MQXShow.com

Pacific International Quilt Festival XXII

October 17-20, 2013

Santa Clara Convention Center, Santa Clara, CA

www.quiltfest.com

High Country Quilter's Guild

April Quilt Show and Auction

Friday October 4 ~ 11:00 a.m. to 6:00 p.m.

Saturday October 5 ~ 10:00 a.m. to 5:00 p.m.

The Auction begins at 2:00 on Saturday

Admission: \$6.00 for adults/\$5.00 for seniors

Free for Spouse accompanying a paid adult/senior

Free for Supervised Children under 12 years

Lancaster Market Place, 44950 Valley Central Way
Lancaster, CA 93536

Our featured Quilter is Carmen Chafee, and we are proud to showcase her art.

Quilters By The Sea present

"Quiltin' Under the Stars"

October 26, 9:30 am - 5:00 pm

October 27, 10:00 am - 4:00 pm

\$10 at the door, Pre-purchase tickets on our website \$8.00

(www.quiltersbythesea.com)

Free parking, no strollers please

National Guard Armory, 2200 Redondo Avenue
Long Beach, CA 90722

100+ quilts, Vendors, Boutique, Opportunity Baskets, Live Auction on SUNDAY

The African-American Quilters of Los Angeles present

"Afro Modern – A Twist on Tradition"

Saturday, November 2, 2013, 10:00 AM – 4:00 PM

Admission \$7.00

Carson Community Center, 3 Civic Plaza Dr., Carson, CA 90745

Vendors -- Educational Demos -- Opportunity Baskets -- Free Parking

For Info: www.easysite.com/AAQLA or LCounty@sbcglobal.net

Fallbrook Quilt Guild presents

"Quilted Treasures"

Friday and Saturday, November 8 & 9, 10 a.m. – 4 p.m.

Admission \$7 adults, \$2 children (3-12)

No strollers, Free parking.


SonRise Christian Fellowship, 463 South Stage Coach Lane
Fallbrook, CA

Over 200 quilts on display, textile boutique, quilter's flea market, quilts for sale, opportunity quilt, vendors.

Block of the Month 2013-14: EVERYBODY IS A STAR

October's Block: Amish Star

This is a beginner level block that only looks complicated because of the number of pieces. The pattern uses mainly half square triangles. But putting it together is a revelation. Do double check that the outside corners are rotated properly so that the corner is a 2½" blue square. Enjoy!



FABRIC

Gold/Cream

Dark Blue

CUTTING

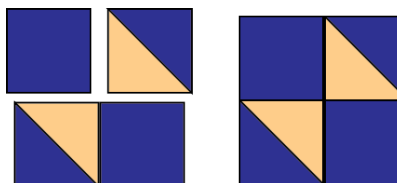
- Cut 4 squares 2⅞" x 2⅞"
- Cut 8 squares 2½" x 2½"
- Cut 4 rectangles 2½" x 4½"
- Cut 1 square 4½" x 4½"
- Cut 8 squares 2½" x 2½"
- Cut 4 squares 2⅞" x 2⅞"
- Cut 4 rectangles 2½" x 4½"

ASSEMBLY INSTRUCTIONS

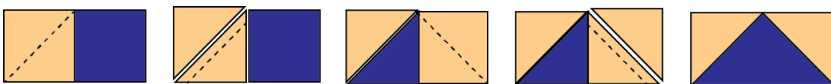
Step 1: On wrong side of 2⅞" gold fabric, draw diagonal line with the marking tool of your choice. Layer square with 2⅞" blue square, right sides together. Sew ¼" seam on each side of marked line; cut apart on marked line. Press open to make pieced squares (Diagram I). Make 8 pieced squares.



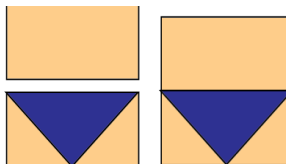
Step 2: Using Diagram II as a placement guide, sew 2 pieced squares to 2 blue 2½" squares. Make 4 total.




Step 3: Draw diagonal line on wrongside of gold print 2½" square. Referring to Diagram III, place marked square on blue rectangle, right sides together, aligning raw edges. Stitch on drawn line; trim away and discard excess fabric. Press open. Repeat on opposite end to make pieced rectangle. Make 4.



Step 4: Using Diagram IV as a guide, sew pieced rectangle to gold rectangle. Make 4.



Step 5: Using Assembly Diagram as placement guide, sew units together to make rows. Sew rows together to make block.



Assembly Diagram

Finished size with seam allowances: 12½" x 12½"

— *Irelle Beatie, Julie Cohen and Adela Laband*

Quilting Resources

Art & Jenny 's Sewing Machine Center

Authorized Janome Dealer - Service of most brands. Sewing supplies only, no fabric for sale

2124 E. Thompson Blvd.
Ventura, CA 93001-2725
805.643.8536

The Creation Station Fabric & Quilt Shop

*Classes, Retreats and Online Shopping
Dawn and Patrick Farrier, owners
Large selection of cotton solids/prints and flannels.*

Authorized Janome dealer.

252 East Hwy 246, Unit A
Buellton, CA 93427
www.thecreationstation.com
805.693.0174

Marty Frolli: White Daisy Quilts

*Edge to edge machine quilting service.
Many pantograph designs available.*

mafrolli@cox.net
805 968-4781

Ranell Hansen Around The Block Quilting Studio

*Custom Machine Quilting
Quilting and Sewing Classes*

LLENAR.NESNAH@gmail.com
805.684.7042

Cathe Hedrick Santa Barbara Quilting Retreats

P.O. Box 91429
Santa Barbara, CA 93190-1429
www.santabarbaraquiltingretreats.com
805.899.3947

Grant House Sewing Machine

*New Hours: Tuesday - Friday 10-5:30
Saturday: 10-1*

336 E. Cota St., Suite B,
Santa Barbara
www.granhousesewingmachines.com
ghsewingmachines@gmail.com
805.962.0929

Nancy King Santa Barbara Custom Quilting

Many designs to finish your quilts beautifully. Large quilts, small quilts, get them done! Prompt turnaround.

www.sbcustomquilting.com
805.252.3811 (cell)
805.687.2063 (studio)

Quilt Ventura

Stash Card & Classes

4572 Telephone, Ste. 908
Ventura, CA 93003
www.quiltventura.com
805.658.9800

Roxanne's A Wish and A Dream

A whimsical store filled with everything for quilting, knitting, needlework and gifts. Not only will you find fabrics, books, yarns and classes, you will have experience in artful living.

919 Maple Ave.
Carpinteria, CA 93013
Roxannequilts.com
805.566.1250

Coastal Quilters Guild, Inc

P.O. Box 6341
Santa Barbara, CA 93160

CHANGE SERVICE REQUESTED

Coast Lines Newsletter

This is a monthly publication. Newsletter articles will be accepted up until the 3rd Saturday of the month for publication in the following month's issue. Send articles to the editor: *Mary Ballard, m.ballard0103@gmail.com* or PO Box 2135, Santa Barbara, CA 93120.

Coastal Quilters Guild of Santa Barbara and Goleta is a non-profit, educational and charitable organization. The purpose of the guild is to educate its members about the history and preservation of the art form of quilting and its related topics; to learn new techniques and improve skills; and to inform the community at large about our quilt making heritage.

Coastal Quilters Guild Inc
<http://www.coastalquilters.org>

Guild meetings are held on the second
Thursday of each month at:

St. Andrew's Presbyterian Church
4575 Ahay, Santa Barbara, CA

This Month's Meeting
September 12, 2013 7 p.m.

(Doors open at 6:30 p.m.)

Next Month's Meeting
October 10, 2013 7 p.m.

Please carpool, parking is somewhat limited.