

Coast Lines

Newsletter for Coastal Quilters of Santa Barbara

Volume 25, Number 6, November 2013

This Month:

November 14th Mtg.

- » Wear name tags
- » Return library books
- » Bring mailing labels and cash for door prizes
- » Refreshments will not be provided. Feel free to bring your own if desired.

November 21st Board Mtg.

Meeting begins at 6:30 p.b. in Maravilla's Galleria room.

November 23rd Deadline

Newsletter articles due for November edition.
(send to Mary Ballard - m.ballard0103@gmail.com)

Inside This Issue:

| | |
|--|---|
| Jane Tenorio-Coscarelli in Nov. | 1 |
| From the President's Desk | 2 |
| 2014 Challenge | 2 |
| Elected Officers | 2 |
| Future Programs | 3 |
| Member Birthdays | 3 |
| Community Quilts | 3 |
| Board and Committee Positions | 4 |
| Harvest of Colors 2014 | 4 |
| Door Prizes | 4 |
| Events Around California | 5 |
| Amazon Affiliate Program | 5 |
| What's on the Web Site | 4 |
| Block of the Month | 6 |
| 2014 Opportunity Quilt: Coordinator Needed | 6 |
| Quilting Resources | 7 |

November 8 Meeting: Jane Tenorio-Coscarelli "In My PJs: A trunk show of Jane's colorful quilts and patterns"



Jane Tenorio-Coscarelli is a freelance artist who has combined her artistic talent and love of quilting to create 1/4 Inch Publishing. For the past 17 years, she has successfully designed and produced her product line of books, patterns, fabrics and notions.

In October of 1997, Jane Tenorio-Coscarelli published her first title, *The Tortilla Quilt*. The enormous positive response that she received in reaction to *The Tortilla Quilt* prompted the publishing of several other titles which include *The Ants/Las Hormigas*, *The Tamale Quilt*, *The Piñata Quilt*, *The Burrito Boy*, and *Confetti Eggs /Cascarones*.

Jane Tenorio-Coscarelli is a renowned author, artist and quilter whose talents have been featured in the Steven Spielberg movie "How to Make an American Quilt". She was also featured on Vista L.A. (KABC affiliate), *Simply Quilts* (HGTV), and in such national publications as *Hispanic Lifestyle*, *Latina*, *Westways*, *Quilt-maker*, *Quilting Professional*, *Fabric Trends*, *Quilter's Newsletter Magazine* and *Library Media Connection*, who in March of 2004 declared Tenorio-Coscarelli one of the "100 History-Making Ethnic Women." She also became a member of the National Cartoonists Society in 2003.

Jane has been a staple at literacy conventions, ethnic festivals, and national quilt shows. With so much to offer, in 2005 Tenorio-Coscarelli joined a creative team of studio designers to create fabric lines that represent her Latin heritage. With her vibrant choice of colors, patterns and texture designs. She hopes to inspire the quilter in all of us.

In her free time, you can find Tenorio-Coscarelli designing in her cozy studio cabin as she colors with fabric. She may also be found at her drawing table with pencil or paintbrush in hand working on her next book, maybe relaxing at 1/4 Inch Ranch with her husband Bill and her dog name Blue. Or enjoying a visit from her children and grandchildren.

Workshop: November 15 Tri-Recs Star Piecing - The Piñata Quilt

Let's party south of the border with festive fabric. Using the Tri-Recs tools, you can break a few rules, and even a piñata or two; from the pages of "The Piñata Quilt" book (not required but available for purchase -- patterns will be provided in class.

The cost for the workshop is \$40.00. It will be at the Goleta Valley Community Center from 9:00 - 3:30. Please email me, Julie Mock (jamcats@cox.net), if you'd like to sign up.



From the President's Desk

At my house autumn is in full bloom with the brightly colored apples and persimmons ripe on the trees. The red/orange fruit in fields of green leaves make an attractive complementary color scheme in the yard which will continue to be present through Thanksgiving. I'm inspired by this outdoor display to rearrange the colors in my house, adding shades from cranberry to tangerine with accents of purple and lime green. Fall feels like a time to redecorate, get organized and learn something new.

So, the organizing goes on. I've gone through 15 years worth of magazines, and clipped the articles and patterns that I want to save and put them in labeled file folders so that I can find the information easily. Also, I have cut 2, 2 1/2" strips out of all the fabrics that read as a single color (over 300 strips) from my stash of pieces less than 1/2 yard. Now I have room to spare, and fabric pre-cut and ready for several projects I have in mind.

Our last guild workshop of the year in November is The Piñata quilt featuring Tri-recs Stars, which are scrappy. This is a perfect opportunity to learn a new piecing skill and use up some fabrics from your stash. I'm signed up and there's room for you too!

We have added an open sew on Saturday, December 14 which is free for members. Plan on coming to get those Christmas projects done and have fun with your friends or assist with a community quilts project. Contact Julie Mock now to reserve your spot for either event. Let the fall colors inspire your creativity and decorate your life.

— Carol Fay

2014 Quilt Challenge — "Monkeying Around"

Our challenge for this coming year will be to take the traditional Monkey Wrench pattern (also known as the Churn Dash) and use your imagination.

Each entry must include at least one monkey wrench block.



The block may be pieced or appliquéd. It may be in the foreground or background. It may be a tiny little element of the quilt or the whole quilt. You may twist it, distort it, elongate, curve it, or completely change the proportions or contrast of the traditional elements. You are only limited by your imagination and the following rules.

1. The quilt must be three layers and be quilted by machine or hand.

2. The quilt may be any shape (square, rectangular, triangular,

circular, etc.), but must not exceed 120 inches in circumference.

3. The quilt must contain at least one monkey wrench block, traditional or distorted in any way you wish, but the minimum 17 components of the monkey wrench block (the four corner square triangle squares, center square, and the side squares made of two bars) must be present even though their shapes and proportions may be altered.

4. Only one entry per member.

5. A four inch hanging sleeve must be attached to the back, and an identifying label that includes the maker's name, date of completion, and title.

6. All entries must be submitted by the April meeting in a labeled pillowcase with the entry form. The label on the quilt must be covered.

— **Quilt Challenge Co-chairs: Una Lopez and Lynn Manchester**

Coastal Quilt Guild 2013-2014 Board and Committee Chairs

There are still opportunities to get involved in your Quilt Guild by volunteering for Satellite Group Coordinator, Refreshment organizer, Opportunity Quilt Ticket Sales, or CCQG Representative.

BOARD

President: Carol Fay

VP Programs: Suzy Pelovsky

Treasurer: Toni Percival

Recording Secretary: Shirley Morrison

Corresponding Secretary: Elaine Rottman

Workshop Coordinator: Julie Mock

Speaker Liaison: Patty Six & LuAnn Smith

Membership: Becky Gallup

Parliamentarian: Mary Maxell

Public Relations: Rosanna Swing

COMMITTEES

2014 Challenge: Una Lopez & Lynn Manchester

2014 HOC Quilt Show: Irelle Beatie

Block of the Month: Irelle Beatie, Julie Cohen & Adela Laband

Community Quilts: Bonnie Epperson, Jackie Carr & Marion Jones

Door Prizes: Cathe Hedrick & Irelle Beatie

Library: Carol Barringer, Elaine Kovar, & Jean McCaffrey

Membership Assistant: Sue Kadner

Newsletter Distribution: Mary Ringer & Naomi Hicks

Newsletter Editor: Mary Ballard

Newsletter Layout: Jean Phillips

Opportunity Quilt Ticket Sales: VACANT

Refreshments: VACANT

Satellite Groups Coordinator: VACANT

SCCQG Representative: VACANT

Sunshine Chair: Dee Johnson

Webmaster: Bonnie Barber

Welcome Committee: Dee Johnson & Debbi Haerberle

Future Programs



DECEMBER

Guild Annual Holiday Party December 12




Join us for a fun holiday potluck hosted by The Grateful Threads satellite group. The Carpinteria Community Church Bell Choir will be here to entertain us by ringing English Hand Bells followed by a fifteen minute sing-along with the bells. An optional "Home-Make" cookie exchange will take place during break.

JANUARY

Jerry Granata January 9

The Mantality of Quilting —A lecture and trunk show

In this lecture and trunk show, Jerry takes you on his quilting journey. From learning how to put two pieces of fabric together, to winning awards at International quilt shows, he humorously takes you along on his quilting train ride... while occasionally de-railing! It's a trip you definitely don't want to miss!



Workshop January 10: *Quilting With Unusual Fabrics*

In this exciting workshop, Jerry takes you down the aisles you usually pass by in a fabric shop. All those beautifully silky, shiny, luscious fabrics that you wouldn't think would work in a quilt might be just the things you've been looking for! He also shows you how to quilt with vinyl, theatrical gels, and even aluminum foil!

And don't think this workshop is just for art/contemporary/modern quilters. Traditional quilters will appreciate the way these unusual fabrics work so beautifully in such patterns as Log Cabin, Nine Patch, Bear's Paw, Lone Star, and many others! This is definitely an "out-of-the-box" experience so if you're ready, prepare to be amazed!



November Birthdays

Happy Birthday to one and all!

| | |
|-------------------|--------|
| Bonnie Epperson | Nov 1 |
| Amber Lishman | Nov 2 |
| Karen Kawaguchi | Nov 3 |
| Barbara Hartwig | Nov 4 |
| Judy Cousineau* | Nov 5 |
| Belinda Salazar | Nov 6 |
| Annette Goena | Nov 6 |
| Bobbi Tacoma | Nov 7 |
| Wanda Livernois | Nov 9 |
| Barbara MacCallum | Nov 12 |
| Ruth Campbell | Nov 14 |
| Priscilla Jacobs | Nov 18 |
| Nina LaVoy | Nov 20 |
| Nicole Wall* | Nov 20 |
| Colleen Darling | Nov 22 |
| Cay Donohoe | Nov 23 |
| Debbi Haeberle | Nov 25 |
| Carol Prager | Nov 25 |
| Carolyn Rory | Nov 26 |
| Clyda Seidel | Nov 27 |
| Sherry Laffler | Nov 28 |
| Margaret Siadal | Nov 29 |

*New Members

Please update your membership information when you change your address, phone, e-mail, etc. by contacting Sue Kadner at cqg4email@cox.net.

Coast Lines is published monthly by:
Coastal Quilters of Santa Barbara, Inc.
 P.O. Box 6341, Santa Barbara, CA 93160
<http://www.coastalquilters.org>
 Subscriptions are free to members.

Community Quilts

We are moving right into Christmas (no looking back now!) and are making Christmas stockings for **Hillside House**, **Transition House**, and **Calm**. We received a wonderful thank-you card from Hillside House for the quilts we donated to them. Stop by the Community Quilts table and check it out. We are so proud to be part of your continued support and to pass on all the wonderful quilts and other items you make which bring so much joy to others. Thank you.

—Community Quilts: **Bonnie Epperson, Marion Jones, Linda Kriss, Kris Muller, Patti Wheller**

The membership directory is provided to facilitate guild business. It is issued only to Coastal Quilters Guild members for their personal convenience. Other uses must be approved by the Coastal Quilters Guild Board of Directors.

Join us on the Board or as a Committee Chair!!!

We would like to encourage all Guild members to consider serving on the Guild Board or as a Committee Chair in the future. As the Parliamentarian who will run the elections, I have asked members of the Board as well as committee chairs to write a bit about themselves and about their role in the Guild. I am starting with my own story. I hope you enjoy these little bits of information and that you will consider a leadership role in the Coastal Quilter's Guild.

—**Parliamentarian: Mary Maxwell**

Mary Maxwell, Parliamentarian

I joined the Guild in 2006 after a friend talked me into going to the Sisters' Quilter's Affaire. I took three classes that year and was hooked into the Quilting world. I had been a sewer since childhood but had not sewn for some time. I did not know the first thing about quilting—fat quarter? block? ¼ inch seam? Drunkard's Path? Oh my.

Now, I consider myself a quilter. If I have to give myself a label I would prefer it to be art quilter with a bit of modern quilter thrown in. I do, however seem to make a lot of baby quilts, carry bags and other gift items.

The best part about being active in the Guild is getting the opportunity to meet and get to know a wonderful group of women who have a common interest. I also am proud to be a member of an organization that is so generous with the gift of time and treasure in the making of our Community Quilts.

I have served as the signage chair for the Harvest of Colors Quilt Show, Recording Secretary, and now, the board position of Parliamentarian.

I would like to encourage you to consider the Parliamentarian role in the future. Our bylaws say "The Parliamentarian maintains order using Robert's Rule of Order and conducts the election of directors (commonly called "officers")." It requires only that you consult Robert's Rules, if you do not already know the order of a business meeting, and that you encourage others to volunteer to run for office in the spring and then run the election. Past parliamentarians are always on hand to help. No computer skills are needed, although the ballots do have to be typed and duplicated.

Being a member of this large group of women with common interests is great fun. Being a part of a smaller subset of the group, as well, is even better!

Join us next year on the Board for some good work and camaraderie!

Mary Ballard, Coastlines Editor


I have been sewing for as long as I can remember. Lots of doll clothes, clothes, and toys, but I made my first quilt when I was 17. I thought it would be a good gift for my new niece. I selected a Grandmother's Flower Garden pattern and made it all by hand...lots of little hexagons. The hand quilting was much harder than I had imagined and I ended up only doing a minimum amount to hold it together. After all, it was a baby quilt, not a toddler quilt and it was taking a long time to complete! BIG mistake. The first time my sister-in-law washed it the quilt completely fell apart. Some things are learned the hard way.

I still am drawn to the more traditional quilt patterns, but like to

"tweak" them to make them unique with either fabrics or in their application.

I have served several committee positions while a member of the Coastal Quilters. As a committee chair you are not required to attend the monthly board meetings. I have previously shared the Block of the Month and Challenge positions and have also been on the quilt show committee. Currently I am the editor of the Coastlines.

As editor, I collect all the committee reports for the newsletter and edit them as needed for grammar and length. I also can request or provide articles that I think might be of interest to our members. I send the edited articles out for layout, and review and approve the final copy before it is sent to the members. The job is condensed to about a week following the board meeting. It requires computer skills, but not layout skills; that is handled by another volunteer. This is a good position if you like to work out of your home. You are still actively participating in the guild and communicating with others, but it requires no meetings or traveling. Come talk to me if you have suggestions for your newsletter or if you have any questions.



Harvest of Colors 2014

The first meeting of the Quilt Show Committee has been held and plans are being made for our always fantastic September 2014 show. With that in mind, did you know that in recent times, we have posted photos of every quilt entered? Click on the Quilt Show link on our homepage and see if you can find where your entries in past shows are posted. You can look through the photos and view just how talented our members are!

October Door Prizes

Winners: **Geraldine Lewis, Nancy Miller, and Barbara McCallum.** The guild made \$122

Thanks go to **Quilt Ventura, Jibberish Designs** and **Santa Barbara Quilting Retreats** for their generous donations.

Want to see your name published next month? Come to the meeting prepared with address labels to make filling out those tickets easier. Tickets \$1 each or 6 for \$5.

Events Around California

Fallbrook Quilt Guild presents

"Quilted Treasures"

Friday and Saturday, November 8 & 9, 10 a.m. – 4 p.m.

Admission \$7 adults, \$2 children (3-12)

No strollers, Free parking.

SonRise Christian Fellowship, 463 South Stage Coach Lane
Fallbrook, CA

Over 200 quilts on display, textile boutique, quilter's flea market, quilts for sale, opportunity quilt, vendors.

Santa Monica Quilt Guild Presents A Fall Boutique

"CRAFTING BY THE SEA"

Saturday, November 23, 2013 10:30 a.m. - 3:30 p.m.

First United Methodist Church, 1008 11th St. Santa Monica, CA
90403

Just in time for winter holidays!

Quilts ~ Crafts ~ Basket Bonanza ~ Opportunity Quilt ~ Gourmet
Cupboard!

Special gifts & treasures to share! Invite your friends and neighbors
and join us!

24th Annual Holiday Quilt Auction

Sponsored by Almond Country Quilt Guild

November 9, Doors open 6 p.m., Live auction at 7pm

Trinity Lutheran Fellowship Hall, 940 Creston Rd, Paso Robles

Live and Silent Auctions, handmade quilts, wall hangings, gift
items. No cover charge. Refreshments will be served.

20th ANNUAL WRIGHTWOOD HOLIDAY HOME TOUR AND BOUTIQUE SPONSORED BY PINE NEEDLES QUILT GUILD

Saturday, Dec. 7, 2013 - 11:00 a.m. to 4:00 p.m.

Visit four Wrightwood homes, beautifully decorated with quilts
for the holidays plus a refreshment house, and our popular craft
boutique located in the Wrightwood Community Building
Wrightwood is located in the San Gabriel Mountains and can be
reached via the 15 freeway. Come celebrate the true holiday spirit
in this mountain community.

Ticket prices:

Advance: \$12.00 – available after Nov. 1

Day of tour: \$15.00 – available at boutique and homes

By mail, send SASE to:
Pine Needles Quilt Guild
P.O. Box 2800
Wrightwood, CA 92397-2800
760 249-3994

Cotton Patch Quilt Guilds presents "Kaleidoscope of Quilts"

February 8th & 9th, 2014

Kern County Fair Grounds, Bakersfield

Glendale Quilt Guild 2014 Show

Crazy for Roses

*** New Location – New Dates ***

Friday and Saturday, March 21-22 2014


Join the Glendale Quilt Guild for the 35th Annual Quilt Show,
Crazy for Roses. We are very excited about our **NEW LOCATION**,
the **Pasadena Convention Center**.

View over 150 beautiful quilts. Enjoy shopping with our 50+ ven-
dors. Daily drawings for sewing machines and shopper's reward
baskets. Take a class from one of our amazing teachers. Stay the
weekend and enjoy fine dining and shopping available in the
Pasadena area. Quilters (member and non-members) compete for
cash awards, including \$200 prize for Best of Show.

<http://www.glendalequiltguild.org/2014quilt-show.html>



We have recently linked up again with Amazon Associates
as a much needed fund-raiser for the guild. When you
make a purchase through the guild's link, the guild will
receive anywhere from 4-6% of the purchase price. The
more purchases made using our link, the higher the per-
centage we will receive. So, please, go to our homepage,
click on the Amazon link that will take you to Amazon.
Then, add the bookmark to your browser. Enter Amazon
from that bookmark each time you make a purchase and
the guild will benefit and so will you. The funds raised
from this venture will support our many programs, in-
cluding speakers, community quilts, the guild library, and
more. The holidays are approaching... Amazon sells just
about everything at pretty good prices!



Newsletters Update


Last month, we featured our
collection of guild newslet-
ters. Well, our Newsletter An-
gel, Kathy Rose, has been on
it with gusto! We now have a
nearly complete archive of all newsletters from 1998 through the
present. Kathy is combing through paper-based archives, hunting
down as many as she can and then scanning them for the guild. A
big Thank You from all of us, Kathy!

—Bonnie Barber, Webmaster


Block of the Month 2013-14: EVERYBODY IS A STAR

December's Block: Star-Crossed Block

Dating back to the 19th century, this block has been called many things — from a Friendship block to a Hearth and Home block. This particular pattern, which uses half-square triangles, is called *Star Crossed*. It was originally designed as a 10½" finished block and was scaled up to 13". However, if you trim the half square triangles to a scant 3", you should end up with a 12½" finished block. Select red and green Christmas patterned fabrics if you're so inclined. Otherwise, red, green and white fabrics will give this block a crisp, clean look. Enjoy!



FABRIC



White



Red



Green

CUTTING

- » 5 – 3" squares for the center cross (red or green)
- » 8 – 3" squares for the star (green if you use red for the center/red if you use green for the center)
- » 4 – 3⅞" squares for the star half-square triangle (white)
- » 4 – 3" squares for the background (white)
- » 4 – 3⅞" squares for the background half-square triangle ((green if you use red for the center/red if you use green for the center)

ASSEMBLY INSTRUCTIONS


Make eight half-square triangles using white and either red or green depending on which color you choose for the center cross. If you choose green for the center, your half-square triangles will be red and vice-versa.

Make a diagonal line on the 3⅞" white squares. Pair with the other 3⅞" squares (red or green as previously described) and pin. You should have four pairs of blocks pinned together which will yield eight half-square triangles once sewn and cut. Sew ¼" away from each side of the diagonal line and then cut on line to get half square triangles.

Press seams open for your new half-square triangles and bring them back to the cutting mat. Using a ruler with a 45-degree angle marking, line up your half-square triangle along the center seam and trim to a scant 3" (2.9").

Lay out half-square triangles and squares following block layout and piece together. Sewing in pairs, stitch the squares of each row together, then sew each row together to finish the block. Press seams open. If your finished block is slightly larger than 12½", spray it with starch and iron it to tighten it slightly.

— *Irelle Beatie, Julie Cohen and Adela Laband*



Assembly Diagram

Opportunity Quilt Coordinator Needed

Quilters in our community have already volunteered to help with an opportunity quilt, but we are in need of someone to organize the construction and quilting of the quilt. We would like to have the quilt done prior to our Harvest of Colors Quilt Show in 2014, with the drawing to be held that December. Please contact Carol Fay for more information.

Quilting Resources

Art & Jenny 's Sewing Machine Center

Authorized Janome Dealer - Service of most brands. Sewing supplies only, no fabric for sale

2124 E. Thompson Blvd.
Ventura, CA 93001-2725
805.643.8536

The Creation Station Fabric & Quilt Shop

*Classes, Retreats and Online Shopping
Dawn and Patrick Farrier, owners
Large selection of cotton solids/prints and flannels.*

Authorized Janome dealer.

252 East Hwy 246, Unit A
Buellton, CA 93427
www.thecreationstation.com
805.693.0174

Marty Frolli: White Daisy Quilts

*Edge to edge machine quilting service.
Many pantograph designs available.*

mafrolli@cox.net
805 968-4781

Ranell Hansen Around The Block Quilting Studio

*Custom Machine Quilting
Quilting and Sewing Classes*

LLENAR.NESNAH@gmail.com
805.684.7042

Cathe Hedrick Santa Barbara Quilting Retreats

P.O. Box 91429
Santa Barbara, CA 93190-1429
www.santabarbaraquiltingretreats.com
805.899.3947

Grant House Sewing Machine

*New Hours: Tuesday - Friday 10-5:30
Saturday: 10-1*

336 E. Cota St., Suite B,
Santa Barbara
www.granhousesewingmachines.com
ghsewingmachines@gmail.com
805.962.0929

Nancy King Santa Barbara Custom Quilting

Many designs to finish your quilts beautifully. Large quilts, small quilts, get them done! Prompt turnaround.

www.sbcustomquilting.com
805.252.3811 (cell)
805.687.2063 (studio)

Quilt Ventura

Stash Card & Classes

4572 Telephone, Ste. 908
Ventura, CA 93003
www.quiltventura.com
805.658.9800

Judy Rys designs

Hand Dyed Fabric, Silk Scarves, Photo Note Cards, Fiber Art Postcards

Shop: www.etsy.com/shop/JudyRysdesigns
Blog: www.judyrys.blogspot.com
805-698-3128

Roxanne's A Wish and A Dream

A whimsical store filled with everything for quilting, knitting, needlework and gifts. Not only will you find fabrics, books, yarns and classes, you will have experience in artful living.

919 Maple Ave.
Carpinteria, CA 93013
Roxannequilts.com
805.566.1250

Coastal Quilters Guild, Inc

P.O. Box 6341
Santa Barbara, CA 93160

CHANGE SERVICE REQUESTED

Coast Lines Newsletter

This is a monthly publication. Newsletter articles will be accepted up until the 3rd Saturday of the month for publication in the following month's issue. Send articles to the editor: *Mary Ballard, m.ballard0103@gmail.com* or PO Box 2135, Santa Barbara, CA 93120.

Coastal Quilters Guild of Santa Barbara and Goleta is a non-profit, educational and charitable organization. The purpose of the guild is to educate its members about the history and preservation of the art form of quilting and its related topics; to learn new techniques and improve skills; and to inform the community at large about our quilt making heritage.

Coastal Quilters Guild Inc
<http://www.coastalquilters.org>

Guild meetings are held on the second
Thursday of each month at:

St. Andrew's Presbyterian Church
4575 Ahay, Santa Barbara, CA

This Month's Meeting
November 14, 2013 7 p.m.

(Doors open at 6:30 p.m.)

Next Month's Meeting
December 12, 2013 7 p.m.

Please carpool, parking is somewhat limited.