

Coast Lines

Newsletter for Coastal Quilters of Santa Barbara

Volume 25, Number 8, January 2014

This Month:

January 9th Mtg.

- » Wear name tags
- » Return library books
- » Bring mailing labels and cash for door prizes
- » Refreshments will not be provided. Feel free to bring your own if desired.

January 16th Board Mtg.

Meeting begins at 6:30 p.m. in Maravilla's Galleria room.

January 18th Deadline

Newsletter articles due for January edition.
(send to Mary Ballard - m.ballard0103@gmail.com)

Inside This Issue:


Jery Granata in January	1
What's on the Web Site?	1
From the President's Desk	2
Nesletter Access Update	2
Elected Officers	2
Future Programs	3
Member Birthdays	3
Winter Quilting Classes	4
Join Us on the Board!	4
Events Around California	5
Out of State Events	5
Road to California Bus Trip	5
Block of the Month	6
Quilting Resources	7

January Meeting: Jerry Granata — *The Mantality of Quilting*

A lecture and trunk show

In this lecture and trunk show, Jerry takes you on his quilting journey. From learning how to put two pieces of fabric together, to winning awards at International quilt shows, he humorously takes you along on his quilting train ride... while occasionally de-railing! It's a trip you definitely don't want to miss!

A little more about this Renaissance Man...



Jerry has had a love of art since he was a child and it has taken him in many directions. He served 21 years in the Armed Forces as a U.S. Navy musician. His interest in the fine arts led him to studies in drawing, design, and oil painting. He has explored all sewing techniques including garment construction, costumes, heirloom sewing, quilt piecing, appliqué, and free-motion quilting. His diverse background can be found woven into his local, regional, and national award winning quilts. A quilter for over 37 years, Jerry brings a passion for quilting and teaching, with a dash of humor, to all levels of quilters from beginner to advanced.

Workshop January 10: "Quilting with Unusual Fabrics"

In this exciting workshop, Jerry takes you down the aisles you usually pass by in a fabric shop. All those beautifully silky, shiny, luscious fabrics that you wouldn't think would work in a quilt might be just the things you've been looking for! He also shows you how to quilt with vinyl, theatrical gels, and even aluminum foil!



And don't think this workshop is just for art/contemporary/modern quilters. Traditional quilters will appreciate the way these unusual fabrics work so beautifully in such patterns as Log Cabin, Nine Patch, Bear's Paw, Lone Star, and many others! This is definitely an "out-of-the-box" experience so if you're ready, prepare to be amazed!

What's [?] on the WEB SITE

What page on our website lists brief descriptions of most of the activities of "Our Guild"? If you wanted to find out what books we have in our library, where would you find the link? Want to know who our board members are? Looking for the guild By-Laws?

These are all good questions, because none of these have visible links from the homepage or on our main navigation bar on each page. Note: You probably know that when you navigate to www.coastalquilters.org that you will arrive at what we call "our homepage", right?

OK, then, now that we're all on the same page, pun intended, did you know that we have a pretty nice piece on the history of the guild? If you're a new guild member, then you really might want to read up on our past. Do you know who started our guild and was the first president? Actually, would you like to know who all of our presidents have been over the years? Where is that information?

By now, you know what page we're discussing, don't you? It's no mystery. You will find it right there on our main navigation bar and it is called OUR GUILD. Go ahead, click on it and read up on who we are, what we do, when we do it, and more.

As a little incentive to check out the OUR GUILD links, when you check in at the January meeting, enter our little contest to see who can provide the name of our 1997 guild president. Maybe you will win a few raffle tickets! Shhhh. Don't tell anyone the answer.

—Bonnie Barber, Webmaster

From the President's Desk

This year's holiday party was great! On behalf of the guild, let me offer thanks to all those individuals who contributed their time and talents to make the event happen.

As the New Year begins, I am reviewing my accomplishments in the past year. Here's the rundown on how I did with last year's resolutions.

- I started more quilts than I finished.
- I attended 4 classes, two guild workshops, one SBCCCLL Class, and one three day workshop at a quilt shop
- Unfinished projects moved along slowly, I completed a couple of tops, but didn't actually finish anything!
- I organized my fabric, and it's still organized!

My overarching theme was to create space, physical space was fairly easy to achieve, but I also realized that I needed emotional space. I'm in the process of taming my critical voice to allow myself to freely experiment without so much fear of failure.

One new thing I did last year was to cut and package the fabric and instructions for a quilt, thus creating a quilt kit for later use.

This year I want to choose one simple thing on which to focus, and then establish, each month, a smaller goal so that I can keep in mind what is important in the present.

The question is; what is one thing I could focus on for a year that would enhance my life significantly? I have yet to settle on my one thing for this year, but I will choose soon.

Best wishes for an enjoyable and productive New Year!

— **Carol Fay**

Newsletter Access Update

Bonnie Barber and I are pleased to tell you that our historical archiving project of placing copies of all Coastlines issues on our website for historical and research purposes is finished – or more correctly, we should say, “Almost”!

You may now find copies of all newsletters from January 1993 through December 2013, plus one from March 1990 -- with only two issues missing from February 2000 and July 2002! That's 20 years worth of memories, folks!

Unfortunately, we are also missing the ENTIRE YEAR OF 1995 – we suspect that someone may have the big, white, loose leaf historical binder from that year somewhere in their home, or perhaps it's hidden away in our storage locker. If you have that binder, please turn it in to Bonnie or myself at the next Guild meeting so that we can finally complete this lengthy project and make our entire history available on our website for all of our members.

We PROMISE you can remain anonymous!

—**Kathy Rose, Contributing Reporter**

Do you use Steam-a-Seam? Have you been having a problem? It is not just you. This website may have your answer...

<http://warmcompany.com/sas-update.htm>

Coastal Quilt Guild 2013-2014 Board and Committee Chairs

There are still opportunities to get involved in your Quilt Guild by volunteering for Satellite Group Coordinator, Refreshment organizer, Opportunity Quilt Ticket Sales, or CCOG Representative.

BOARD

President: Carol Fay

VP Programs: Suzy Pelovsky

Treasurer: Toni Percival

Recording Secretary: Shirley Morrison

Corresponding Secretary: Elaine Rottman

Workshop Coordinator: Julie Mock

Speaker Liaison: Patty Six & LouAnn Smith

Membership: Becky Gallup

Parliamentarian: Mary Maxell

Public Relations: Rosanna Swing

COMMITTEES

2014 Challenge: Una Lopez & Lynn Manchester

2014 HOC Quilt Show: Irelle Beatie

Block of the Month: Irelle Beatie, Julie Cohen & Adela Laband

Community Quilts: Bonnie Epperson, Marian Jones Patti Hunter, Linda Kriss & Kris Muller

Door Prizes: Cathe Hedrick & Irelle Beatie

Library: Carol Barringer, Elaine Kovar, & Jean McCaffrey

Membership Assistant: Sue Kadner

Newsletter Distribution: Mary Ringer & Naomi Hicks

Newsletter Editor: Mary Ballard

Newsletter Layout: Jean Phillips

Opportunity Quilt Ticket Sales: VACANT

Refreshments: VACANT

Satellite Groups Coordinator: VACANT

SCCQG Representative: VACANT

Sunshine Chair: Dee Johnson

Webmaster: Bonnie Barber

Welcome Committee: Dee Johnson & Debbi Haeberle

Future Programs

FEBRUARY

Sheila Frampton-Cooper: Lecture February 13/Workshop February 14: *Express Your True Self: One Piece at a Time*

Explore the mystery and excitement of creating a pieced abstract quilt with little or no plan. We will discuss basic design and composition, color and value, quilting, and most importantly, trusting your instincts. I will demonstrate construction techniques for sewing curved seams and discuss some of the challenges you may run into with spontaneous design and piecing. www.Zoombaby.com



MARCH

Cara Gulati on March 13: *So, You Want To Make an Art Quilt?!*

Would you like some inspiration to get started making art quilts? Are you afraid that it's too hard and only gifted people can make art quilts? Then this lecture is for you! I will talk about how to get started making art quilts from a traditional stand point and work my way up to making the giant art quilts like the 3-D Explosion series. I will discuss art fabrics and techniques to make them as well as show samples. This is a trunk show if you are within driving distance! www.doodlepress.com

Workshop March 14: SCROLL-A-LUSCIOUS!

3-D Wrapping Paper Scrolls!

Using stripes and tone-on-tone fabrics to create this illusion of the third dimension!



APRIL

Bobbi Finley on April 10

Bobbi's lecture includes a digital slide presentation to introduce the historic Tile Quilts that inspired our contemporary interpretations. Approximately 20 slides are shown. The slide presentation is followed by a trunk show of about 12 contemporary tile quilts. This is followed by another group of a dozen or so contemporary quilts which are also inspired by historic quilts, including quilts from our new book, *Fresh Perspectives, Re-inventing 18 Classic Quilts from the International Quilt Study Center & Museum*

Details and supply lists on our website www.CoastalQuilters.org

January Birthdays

Happy Birthday to one and all!

Patty Latourell	Jan 1
Marilyn Martin	Jan 2
Mary Ballard	Jan 3
Gretchen Beckert	Jan 3
Diane Haley	Jan 4
Nettie Graham	Jan 5
Jan Inouye	Jan 7
Lynn Manchester	Jan 8
Bee Saunders	Jan 10
Debbie Breyman	Jan 12
Mary Nelson-Perry	Jan 14
Ann Matson	Jan 20
Patti Hunter	Jan 20
Nancy Bauerle	Jan 23
Gail Tinsley	Jan 23
Kathryn Draine	Jan 24
Lesley Fagan	Jan 24
Melissa Frolli	Jan 27
Jan Kopf*	Jan 28
Pat Masterson	Jan 30

*New Members

Please update your membership information when you change your address, phone, e-mail, etc. by contacting Sue Kadner at cqg4email@cox.net.

Coast Lines is published monthly by:
Coastal Quilters of Santa Barbara, Inc.
P.O. Box 6341, Santa Barbara, CA 93160
<http://www.coastalquilters.org>
Subscriptions are free to members.

The membership directory is provided to facilitate guild business. It is issued only to Coastal Quilters Guild members for their personal convenience. Other uses must be approved by the Coastal Quilters Guild Board of Directors.

Center for Lifelong Learning Winter Class Schedule

Jan. 13 - March 22

Dec. 2: Winter class schedule available online

Dec. 9: Registration begins

More information available at:

<http://www.sbcc.edu/cli/>

Introduction to Machine Quilting

Instructor: Ranell Hansen

6 Monday Mornings 10:00-12:00

Room 18, Wake Center

Beginning: Jan. 13, \$60.00

Art Quilts: Adventures in Fabric Collage

Instructor: Ranell Hansen

4 Monday afternoon 1:30-3:30

Room 6, Schott Center

Beginning: Jan. 13, \$40.00 (no class on Jan 20)

Quilters Workshop

Instructor: Ranell Hansen

8 Friday mornings, 9 am-noon

Room 18, Wake Center

Beginning Jan. 17, Tuition \$120. Lab fee \$14.

Sewing Tips and Techniques: Beginners

Instructor: Ranell Hansen

2 Tues. nights 6:30-8:30

Room 6, Schott Center

January 14 and 21, \$20.00

Sewing Tips and Techniques: All Levels

Instructor: Ranell Hansen

Tuesday nights 6:30-8:30

Room 6, Schott Center

4 Tuesdays January 28 - Feb 18 \$40.00

3 Tuesdays Feb 25- Mar 11 \$30.00

Quiltmaking for Beginners

Instructor: Carol Fay

8 Tuesday nights 6:30- 8:30

Room 18, Wake Center

Beginning January 14

Tuition \$80 Lab Fee \$10 Materials Fee \$5

Patchwork and Quilting: Fat Quarter Quilts

Instructor: Carol Fay

8 Tuesday mornings 9:30- 11:30

Room 18, Wake Center

Beginning January 14

Tuition \$80 Lab Fee \$10

Join us on the Board!!!

We would like to encourage all Guild members to consider serving on the Guild Board or as a Committee Chair in the future. As the Parliamentarian who will run the elections, I have asked members of the Board as well as committee chairs to write a bit about themselves and about role in the Guild. I hope you enjoy these little bits of information and that you will consider a leadership role in the Coastal Quilter's Guild.

—*Mary Maxwell, Parliamentarian*

I'm Shirley Morrison.

I've been in the Quilt Guild for about 6 years, joining shortly after I retired.

I have only been quilting a short while and still consider myself a beginner, possibly a confident beginner, but I don't feel confident starting new projects.

I'm not a specialist in any one type of quilting, not a specialist at all. I now know that I don't really like to applique and have even heard it described as the "A" word, so I know I am not alone. I have found it hard to quilt as such and do not feel competent to undertake quilting too large a project. One delightful guest speaker at one of the meetings said something to which I seriously relate. She said she quilts by "check-book". What a good idea for me and my small Elna. I do enjoy making tops with every intention of finishing them, if not by myself, then by checkbook.

I enjoy the camaraderie and support that I receive from other members of the guild. Also since I love fabric itself, I enjoy seeing how creative others are with the material itself. The chance to see professional quilters, I find most exciting and the classes that are held monthly have introduced me to many different approaches to quilting.

Because I was a librarian in my professional life, I briefly held the post of librarian for the guild.

I currently am Recording Secretary. I take notes at the board meetings and the general meetings, which means I have to be on time and I cannot mess around during the General Meetings, but must pay attention.

The recording secretary is responsible for recording minutes of all meetings, proceedings and actions of the board, committees of board and members' meetings. The minutes are transcribed and distributed. A permanent record is kept of meeting minutes and copies of the Articles of Incorporation and Bylaws and a record of the corporation's members.

It helps to have good hearing and typing ability as well. It is necessary to have a computer and to be savvy about using it.

I would be happy to give guidance to the next person in the job. Mary Maxwell, my predecessor was certainly helpful with me.

The job could seem like a drudge position, but it isn't. It is interesting knowing what is coming up for the guild and to know where help will be needed in the future. I feel I am participating even though I am not a very prolific quilter. I am always inspired by what I see and hear and by getting to know the talented members of the guild.

Events Around California

Road to California Quilter's Conference & Showcase: "The Best in the West"

January 23-26, 2014

Ontario Convention Center, Ontario CA

Classes, lectures and events. Special exhibits from foreign and domestic artists featuring art, modern and traditional quilts. Over 160 vendors.

No Rolling Carts Allowed, and Strollers on Sunday Only
www.road2ca.com

Valley Quilters 34th Annual Quilt Show

February 7 & 8, 2014, 10am – 4pm

Valley-Wide Recreation Center
901 West Esplanade, San Jacinto, CA

www.ValleyQuilters.org

Cotton Patch Quilt Guilds presents "Kaleidoscope of Quilts"

February 8th & 9th, 2014

Kern County Fair Grounds, Bakersfield

South Bay Quilter's Guild: "Wish Upon a Star"

February 22 & 23, 2014, 10am – 5pm

Torrence Cultural Arts Center
3330 Civic Center Dr, Torrence, CA
www.southbayquiltersguild.org

Desert Guilds Quilt Show 2014 "Quilting Seasons"

March 7-8

Palm Springs Pavilion
401 Pavilion Way, Palm Springs, CA

www.desertguildsquilts.com

Glendale Quilt Guild 2014 Show: Crazy for Roses

*** New Location – New Dates ***

Friday and Saturday, March 21-22 2014

Join the Glendale Quilt Guild for the 35th Annual Quilt Show, Crazy for Roses. We are very excited about our **NEW LOCATION**, the **Pasadena Convention Center**.

View over 150 beautiful quilts. Enjoy shopping with our 50+ vendors. Daily drawings for sewing machines and shopper's reward baskets. Take a class from one of our amazing teachers. Stay the weekend and enjoy fine dining and shopping available in the Pasadena area. Quilters (member and non-members) compete for cash awards, including \$200 prize for Best of Show.

<http://www.glendalequiltguild.org/2014quilt-show.html>

Camarillo Quilters Association presents "Quilting by the Sea 2014"

April 11 & 12

Ventura County Fairgrounds, San Niguel Hall

www.camarilloquilters.org

Out of State "Mini Vacation" Events

Desert Quilters of Nevada

Quilt Las Vegas 2014: "Views of the Mojave"

April 4-6, 2014

Henderson Convention Center
200 South Water Street, Henderson, NV

www.dgmv.org

AQS QuiltWeek™ — Paducah

April 24-27, 2013

Paducah Expo Center
415 Park Avenue, Paducah, KY
<http://aqsshows.com/news/paducah-2014/>

Road to California Bus Trip

We are finalizing plans for our bus trip to Road in Ontario on Sat. Jan 25th. The bus is almost full, so don't wait any longer if you are thinking of traveling with us.

Time and pickup locations for Sat. morning as follows:

- 7:00 Goleta Airbus Headquarters. They have limited parking available for chartered trips and we encourage you to park at St. Andrew's Church as you may incur a parking fee at Airbus.
- 7:15 St Andrew's Presbyterian Church (you may park near the entrance)
- 7:30 IHOP parking lot in Carpinteria, loading near Union Bank (old SB Bank)

We will arrive at Ontario about 10:00 and depart promptly at 4:00, arriving in Santa Barbara between 6:30 & 7:00. Bottled water and snacks will be provided on the bus. Please bring your tote bags for purchases.

Anyone still wishing to join us, please call Patty Six at 569-9968. Cost is \$40 and \$45 for non-members. Price includes admission to show and driver's tip and LOTS OF FUN.

On Saturday morning if there are any problems arriving at the bus, you may call Marilyn Martin's cell: 570-5588.


Block of the Month 2013-14: EVERYBODY IS A STAR

February's Block: Indian Star

Another star courtesy of the Kansas City Star circa 1937, this one is also simple to make since it's just half-square triangles. We've chosen red, pink and white in honor of Valentine's Day.

Cut the following:

FABRIC



White

PIECES

» Two 3½" squares

» Four 4" squares



Pink

» Four 4" squares



Red

» Six 3½" squares

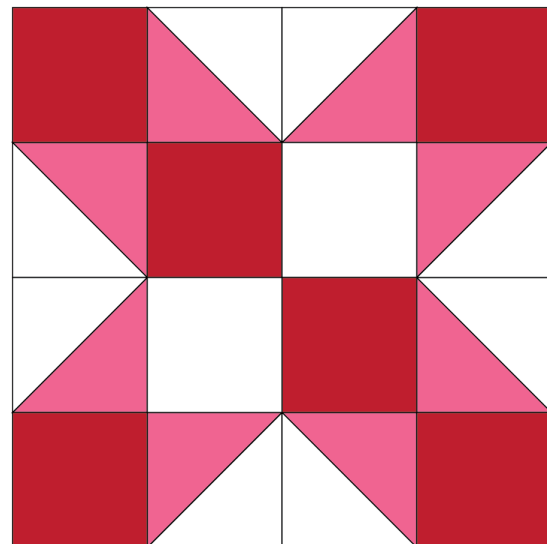


Diagram A

ASSEMBLY INSTRUCTIONS

Draw a diagonal line from corner to corner on the wrong side of the light 4" squares. Place each light 4" square atop the medium 4" square, right sides facing together.

Sew ¼" on both sides of the diagonal line. Cut on the line and press toward the medium fabric. You will have eight half-square triangles.

Assemble the units in rows as shown in Diagram A.

The finished block should look like Diagram B.

Note: Having trouble making your ½ square triangles come out to the correct size? Try cutting the fabric squares larger by 1/4 to 3/8 inch and then trim down the ½ square triangle squares to the correct block size. A little extra work, but they come out perfectly every time.

— *Irelle Beatie, Julie Cohen and Adela Laband*



Diagram B

Quilting Resources

Art & Jenny 's Sewing Machine Center

Authorized Janome Dealer - Service of most brands. Sewing supplies only, no fabric for sale

2124 E. Thompson Blvd.
Ventura, CA 93001-2725
805.643.8536

The Creation Station

Fabric & Quilt Shop

Classes, Retreats and Online Shopping

Dawn and Patrick Farrier, owners

Large selection of cotton solids/prints and flannels.

Authorized Janome dealer.

252 East Hwy 246, Unit A
Buellton, CA 93427
www.thecreationstation.com
805.693.0174

Marty Frolli: White Daisy Quilts

Edge to edge machine quilting service.
Many pantograph designs available.

mafrolli@cox.net

805 968-4781

Ranell Hansen

Around The Block Quilting Studio

Custom Machine Quilting
Quilting and Sewing Classes

LLENAR.NESNAH@gmail.com
805.684.7042

Cathe Hedrick

Santa Barbara Quilting Retreats

P.O. Box 91429

Santa Barbara, CA 93190-1429

www.santabarbaraquiltingretreats.com

805.899.3947

Grant House Sewing Machine

New Hours: Tuesday - Friday 10-5:30
Saturday: 10-1

336 E. Cota St., Suite B,
Santa Barbara

www.granthousesewingmachines.com

ghsewingmachines@gmail.com

805.962.0929

Nancy King

Santa Barbara Custom Quilting

Many designs to finish your quilts beautifully. Large quilts, small quilts, get them done! Prompt turnaround.

www.sbcustomquilting.com

805.252.3811 (cell)

805.687.2063 (studio)

Quilt Ventura

Stash Card & Classes

4572 Telephone, Ste. 908
Ventura, CA 93003
www.quiltventura.com
805.658.9800

Judy Rys designs

Hand Dyed Fabric, Silk Scarves, Photo Note Cards, Fiber Art Postcards

Shop: www.etsy.com/shop/JudyRysdesigns

Blog: www.judyrys.blogspot.com

805-698-3128

Roxanne's A Wish and A Dream

A whimsical store filled with everything for quilting, knitting, needlework and gifts. Not only will you find fabrics, books, yarns and classes, you will have experience in artful living.

919 Maple Ave.
Carpinteria, CA 93013
Roxannequilts.com
805.566.1250

Coastal Quilters Guild, Inc
P.O. Box 6341
Santa Barbara, CA 93160

CHANGE SERVICE REQUESTED

Coast Lines Newsletter
This is a monthly publication. Send articles to the editor: *Mary Ballard, m.ballard0103@gmail.com* or PO Box 2135, Santa Barbara, CA 93120.

Coastal Quilters Guild of Santa Barbara and Goleta is a non-profit, educational and charitable organization. The purpose of the guild is to educate its members about the history and preservation of the art form of quilting and its related topics; to learn new techniques and improve skills; and to inform the community at large about our quilt making heritage.

Coastal Quilters Guild Inc
<http://www.coastalquilters.org>

Guild meetings are held on the second
Thursday of each month at:
St. Andrew's Presbyterian Church
4575 Ahay, Santa Barbara, CA

This Month's Meeting
January 9, 2014 7 p.m.
(Doors open at 6:30 p.m.)

Next Month's Meeting
February 13, 2014 7 p.m.