

# Coast Lines

Newsletter for Coastal Quilters of Santa Barbara

Volume 25, Number 10, March 2014

## This Month:

### March 13th Mtg.

- » Wear name tags
- » Return library books
- » Bring mailing labels and cash for door prizes
- » Refreshments will not be provided. Feel free to bring your own if desired.

### March 20th Board Mtg.

Meeting begins at 6:30 p.m. in Maravilla's Galleria room.

### March 22nd Deadline

Newsletter articles due for April edition.  
(send to Mary Ballard - [m.ballard0103@gmail.com](mailto:m.ballard0103@gmail.com))

## March Meeting: Cara Gulati So, You Want To Make an Art Quilt?!

Would you like some inspiration to get started making art quilts? Are you afraid that it's too hard and only gifted people can make art quilts? Then this lecture is for you! I will talk about how to get started making art quilts from a traditional stand point and work my way up to making the giant art quilts like the 3-D Explosion series. I will discuss art fabrics and techniques to make them as well as show samples.

Cara considers herself to be quite lucky to work in her field of choice. In order to do that, she has to have her hands in many buckets, so to speak. She designs and makes fiber art quilts. She writes and publishes books and patterns for quilters as well as traveling the world to teach and lecture about her work. She also shows her work in galleries. The business of art is just as important as creating the art. You can read and see more of Cara's work on her website [www.doodlepress.com](http://www.doodlepress.com)



## Workshop March 14: SCROLL-A-LUSCIOUS!

**3-D Wrapping Paper Scrolls!** Using stripes and tone-on-tone fabrics to create this illusion of the third dimension! **Supply list:** <http://coastalquilters.org/program/program%202014/Gulati/Scroll-A-Luscious%20Supplies.pdf>

## Inside This Issue:

Carla Gulati in March	1
Challenge 2014	1
Open Board and Committee Positions	1
From the President's Desk	2
Library News	2
Elected Officers	2
Future Programs	3
Member Birthdays	3
Harvest of Colors Quilt Show	4
Join Us on the Board!	4
Alzheimer's Association Benefit	4
Community Quilts	4
Events Around California	5
Out of State Events	5
What's on the Web Site?	5
Block of the Month	6
Quilting Resources	7

## INSERTS:

## Challenge 2014: Monkeying Around with the Monkey Wrench

This is one of the last reminders for our 2014 Challenge. We are so looking forward to all of your entries and hope you had fun with it. The entry form is part of this newsletter as well as on the website

We will take your entries at the April meeting. Please have your quilt labeled but any identifying information covered for anonymity. Place your quilt in a pillowcase with the entry form pinned to it. We will be in the back of the meeting room before the meeting and at break to accept your entries. If you are unable to bring your quilt to the meeting or have someone drop it off for you, please call either one of us and we will try to make arrangements to have it picked up.



—Lynn Manchester and Una Lopez, co-chairs

## Board and Committee Opportunities for Next Year!

Please let Mary Maxwell ([mmax3@me.com](mailto:mmax3@me.com); 805-563-0633) know if you are interested in serving as an officer or as a committee chair for the 2013-2014 year. Positions are generally held for two terms. See board member biographies and position descriptions in this and past newsletters

The following positions are open:

- President
- Vice President Programs
- Corresponding Secretary
- Speaker Liaison
- Door prizes
- Newsletter Layout
- Library
- Opportunity Quilt tickets
- Satellite Group Coordinator
- 2015 Challenge

—Mary Maxwell - Parliamentarian

## From the President's Desk

Signs of spring are all around us. The fruit trees have buds preparing to burst into bloom and birds are building nests. In this time of renewal I always feel ready to start something new.

The guild has opportunities to satisfy this desire for renewal.

Upcoming March and April workshops with Carla Gulati and Bobbi Finley might satisfy your need to branch out and learn a new technique. Full details, including great photos, are available on the program page of our website [www.coastalquilters.org](http://www.coastalquilters.org).

Now is a great time to start a challenge quilt. A description of the 2014 challenge "Monkeying Around" is available on the website.

Volunteer positions abound as we seek to fill our slate of officers and committee chairpersons for the next term. It is satisfying to help organize and facilitate guild activities. Your expertise and enthusiasm could be applied to make this guild extraordinary.

Our quilt show is coming up in the fall and we would like to have at least one quilt in the show from each member. Six months is enough time to finish a UFO or make something new.

So, get involved! There are plenty of activities associated with the guild to help you shake off the doldrums of winter, and let your quilting life blossom.

— *Carol Fay*

## Library News

### New Books for the Library!

We are so excited to finally get to buy some books!

Our most frequent requests are for jelly-roll-friendly quilts and for simple baby quilts. With that in mind, for our first purchase of the year we have chosen *Growing Up Modern* by Allison Harris, and *Jelly Babies* by the staff of That Patchwork Place.

For *Jelly Babies*, each TPP staff member was challenged to design a baby quilt from a single jelly roll (additional border and background fabrics were permitted). Each project also gives the non-jelly "Stash Option" for greatest flexibility. Motifs include alphabet, hearts, clouds, owls and a bird on a nest. All of the 14 designs have clearly written and illustrated directions; all are beginner-easy. Though most of the designs tend toward the "modern," the projects will readily change character depending on the jelly rolls or stash strips you select for your own version. The one I like best combines colorful strip-pieced checkerboard with fusible-appliqued owls. Cute!

The 16 projects in *Growing Up Modern* are even easier, designed with mothers of small children in mind, along with tips on finding time for quilting and including children in the process. For most designs, cutting directions are given in three sizes (baby, crib, and twin) along with a fat-quarter cutting diagram. Three of the designs could be made with jelly-roll strips, but most require wider strips. The simplicity of the designs along with fabric choices carry the "modern" vibe. Projects also include a pillow with a book pocket, and a "quillow" – a quilt that folds up into a pillow.

Both books feature photos of adorable babies but of course, babies are not the only appropriate recipients for these quilts: the designs are flexible enough to suit nearly everyone! Although some are quicker than others, all are delightfully easy to make.

— *Carol Barringer – Library committee*

## Coastal Quilt Guild 2013-2014 Board and Committee Chairs

### BOARD

**President:** Carol Fay

**VP Programs:** Suzy Pelovsky

**Treasurer:** Toni Percival

**Recording Secretary:** Shirley Morrison

**Corresponding Secretary:** Elaine Rottman

**Workshop Coordinator:** Julie Mock

**Speaker Liaison:** Patty Six & LouAnn Smith

**Membership:** Becky Gallup

**Parliamentarian:** Mary Maxell

**Public Relations:** Rosanna Swing

### COMMITTEES

**2014 Challenge:** Una Lopez & Lynn Manchester

**2014 HOC Quilt Show:** Irelle Beatie

**Block of the Month:** Irelle Beatie, Julie Cohen & Adela Laband

**Community Quilts:** Bonnie Epperson, Marian Jones Patti Hunter, Linda Kriss & Kris Muller

**Door Prizes:** Cathe Hedrick & Irelle Beatie

**Library:** Carol Barringer, Elaine Kovar, & Jean McCaffrey

**Membership Assistant:** Sue Kadner

**Newsletter Distribution:** Mary Ringer & Naomi Hicks

**Newsletter Editor:** Mary Ballard

**Newsletter Layout:** Jean Phillips

**Opportunity Quilt Ticket Sales:** VACANT

**Refreshments:** VACANT

**Satellite Groups Coordinator:** Helmina Schenck

**SCCQG Representative:** VACANT

**Sunshine Chair:** Dee Johnson

**Webmaster:** Bonnie Barber

**Welcome Committee:** Dee Johnson & Debbi Haeberle

# Future Programs



## APRIL

### Bobbi Finley on April 10

Bobbi's lecture includes a digital slide presentation to introduce the historic Tile Quilts that inspired our contemporary interpretations. Approximately 20 slides are shown. The slide presentation is followed by a trunk show of about 12 contemporary tile quilts. This is followed by another group of a dozen or so contemporary quilts which are also inspired by historic quilts, including quilts from our new book, *Fresh Perspectives, Reinventing 18 Classic Quilts from the International Quilt Study Center & Museum*



### Workshop April 11: Making a Tile Quilt Block

In the last 1/3 of the 19th century, there was a distinctive genre of appliqué quilts made with narrow lines of background fabric showing between the appliqué pieces. Because the narrow lines of background fabric resemble "grout" and the appliqué pieces "tiles", these quilts generally are called tile quilts.



In this workshop, participants will learn the technique of making a tile quilt block while exploring color, design and fabric choices. It's not just about needle-turn appliqué! The emphasis will be on how to get started making a tile quilt rather than how to appliqué, however instruction and review of basic needle-turn appliqué will be included.

The block preparation method taught is a simple, direct way of working from a line-drawing pattern. The method eliminates the usual hand-appliqué concerns of seam allowances, reversing images, and placement on the background. A choice of 15" pattern (photos on right above) will be provided or participants can use a line drawing of their own making or choice.



Lots of individual guidance is provided with fabric and color choices, as needed. Photo on right is a finished 9-block quilt.

Details and supply lists on our website [www.CoastalQuilters.org](http://www.CoastalQuilters.org)

## MAY

### Guild Member Challenge Quilt Show on May 8

Book and Fabric Sale

## March Birthdays

Happy Birthday to one and all!

Barb Postma	Mar 2
Rosana Swing	Mar 2
Karen Barksdale	Mar 3
Kris Muller	Mar 5
Lori Brakka	Mar 6
Maureen Kampen	Mar 7
Amaryllis Bridges	Mar 8
Kate Lima	Mar 10
Sydney W. Bush	Mar 11
Barbara LaPlante	Mar 12
Mary Maxwell	Mar 13
Marlene Ray	Mar 14
Julie Cohen	Mar 15
Jean Meyer	Mar 16
Ky Easton	Mar 17
Nancy Lietz	Mar 19
Marilyn Siegel	Mar 20
Connie Stone	Mar 20
Diane Moore	Mar 22
Elizabeth Fuerst	Mar 26
Carolyn Stacey	Mar 27
Beulah Haas	Mar 28
Kristin Ingalls	Mar 29

**Coast Lines** is published monthly by:  
**Coastal Quilters of Santa Barbara, Inc.**  
P.O. Box 6341, Santa Barbara, CA 93160  
<http://www.coastalquilters.org>  
Subscriptions are free to members.

*The membership directory is provided to facilitate guild business. It is issued only to Coastal Quilters Guild members for their personal convenience. Other uses must be approved by the Coastal Quilters Guild Board of Directors.*

*Please update your membership information when you change your address, phone, e-mail, etc. by contacting Sue Kadner at [cqg4email@cox.net](mailto:cqg4email@cox.net).*

# Harvest of Colors Quilt Show

September 20-21, 2014

The Harvest of Colors Quilt Show will be held September 20-21, 2014 at Earl Warren Showgrounds. Our committee members are already at work preparing for our show as it is the largest fundraising event for our guild and is instrumental in supporting our programs and activities.

I am pleased to announce that most of our key committee chair positions are now filled.

Julie Mock has graciously agreed to take on the Boutique. She has years of experience with boutiques from another organization so we know this committee is in very capable hands. We will need lots of hand-made items to fill the boutique space and earn money for the guild. You can either participate in this venture for your own benefit with a portion of your sales going to the guild or you could consider making some items to donate to benefit the guild directly. Please let Julie know if you plan to participate.

Darilyn Kisch has stepped up to take on Acquisitions with Julie moving on to the Boutique position. Darilyn has done this position before so we feel very safe in her capable hands.

Our hanging specialist, Peter Glatz has generously agreed to continue in this position even though he is no longer an official member of the guild. I am very thankful for his willingness to help out again. We do still need an official "Site Coordinator" if that position appeals to you but I am confident that we can move forward without it if necessary.

**QUILTS** – The DEADLINE for quilt entry is our August 14th meeting. However, there is a big change to the entry deadline. **Your quilt MUST BE COMPLETED in order to be entered!** The entry form requires a 4x6 photograph of your completed quilt – it must be quilted and bound or it may **not** be entered. You are no longer able to take August and Sept to complete your quilt after submitting a photo of the top. The reason for this change is the layout and hanging are planned on the actual size of the quilt and we have had too many discrepancies between the estimated completed size and the actual quilt in the past that have caused major headaches and changes. **The good news is that you still have nearly SIX months to complete your quilt to enter.**

Each member will be able to enter two quilts in addition to Challenge quilts from 2013 and 2014. More details to follow.

**VOLUNTEERS** – As you know, our show is run by volunteers and your help will be needed in lots of areas as we get closer to the show. Cathe Hedrick will be coordinating our volunteers so please let her know of your availability and save her the phone call. There are lots of jobs to go around and many are just for an hour or two at the show.

**GROUP PROJECTS** – We anticipate that many of our satellite groups will be interested in entering a group project to the show and we are planning the space to accommodate those group projects. Please let me know as soon as possible if your satellite group is planning an entry. The group entry will not count as an individual entry.

If you are interested in attending the next quilt show meeting, it is Thursday, March 13th at 5:15p.m. preceding our regular monthly guild

meeting. We are trying to alternate the meeting days and times to accommodate various schedules of our committee members. If you are interested in participating, come to the next meeting. This is a great opportunity to contribute your time and energy to your guild!

If you have any questions, comments or suggestions, please let me know. This is the GUILD show and we want to make it the best ever so your input is always appreciated.

Thanks for your participation!

—*Irelle Beatie* – *Harvest of Colors Chairperson*

## The Longest Day: Alzheimer's Association Benefit

Last year, Team Quilters Forever enjoyed a day of sewing and assembling a quilt top that became a raffle quilt (quilted by Ranell Hansen), raising funds for the Alzheimer's Association to end this disease. Again this year, I'm your Team Captain for Team Quilters Forever. I'd love to have former participants and new ones to go to "alz.org" and register online for our team, "QUILTERS FOREVER". We're quilting at Roxanne's-Wish & a Dream (happiest place on Earth!), constructing a fantastic quilt design and having a fun day on Sat, June 21st! Please contact, Rosana Swing, [rsrdswing@gmail.com](mailto:rsrdswing@gmail.com) or 805-680-2670 for information. Thanks for your support!

## Community Quilts

We now have 104 of the needed 200 place mats for our current project for Meals on Wheels and Food from the Heart. Thank you for your excellent support and please keep them coming. We are continuing our support of Hospice and Visiting Nurses of Santa Barbara. This support is ongoing.

The next project we are starting is the 168 cradle sets for Unity Shop. The cradle builders are already starting their building and the painters can coordinate the designs on the headboard to the cradle quilt design. We are initially going to make the pillows and mattresses for the kits so you will only need to do the quilt and the pillowcase.

We have a request from Transition House for 53 quilts. We will try to match the needs with the quilts we have on hand first, then if we need something specific we will be asking you to fill the specific need in the future.

Thank you for your continued support to our Community.

—*Bonnie Epperson* – *Community Quilts*

## Board Position Biographies

We would like to encourage all Guild members to consider serving on the Guild Board or as a Committee Chair in the future. As the Parliamentarian who will run the elections, I have asked members of the Board as well as committee chairs to write a bit about themselves and about role in the Guild. I hope you enjoy these little bits of information and that you will consider a leadership role in the Coastal Quilters Guild.

—*Mary Maxwell, Parliamentarian*

### Carol Fay: President

I have enjoyed my participation as a guild member for the past 20 years. When I first arrived in Santa Barbara I took a quilting class through the adult education program and joined the guild a short time later. I was amazed by the quality of the guest speakers, and felt welcomed by members and encouraged by the quilts members shared during show and tell.

I currently serve as president, and have been treasurer and workshop chairperson in the past.

The president is responsible for preparing the agenda and running the monthly business meeting and board meeting. While the president is the figurehead visible at guild meetings, the other board members and committee chairpersons are responsible for running the main guild activities. The president is responsible for handling or delegating the special tasks that arise and are not part of another leader's purview.

When I finish my term as president I plan to take another board or committee position, so that I am able to provide continuity at board meetings and am able to assist the new president.

### Julie Mock, Workshop Coordinator

The year 2009 and the recession found me with lots of time on my hands. After riding horses each weekday and showing them on many weekends, my trainer left the state and I retired my horse.

I found a present promised to my sister Marti, begun 13 years ago but never finished. It was an applique wall hanging from an Adult Ed class I took in 1996! I had no idea how to finish it. Someone suggested I go to Marty Frolli's class and ask for her help, so I did. She showed me how to do the binding – again – and gave me a handout. With that help, I finished the wall hanging and presented it to my sister – better late than never!

I enrolled in Marty's next class and fell in love with fabric, color and shapes. I joined the Guild to have access to the library and soon started to make new friends in the classes and at the meetings. The transition from horseperson to "who am I now?" had been a tough one to make. In quilting, I found many kindred spirits, as well as a constructive way to keep busy. It's hard to be unhappy when surrounded by interesting people, beautiful colors, and, oh yes... lots and lots of fabric!

Before long, I was a member of a satellite group, the Sew-It-Alls, and a member of the Guild Board as the Corresponding Secretary, as well as chairing the Acquisitions Committee (with Kate Lima) for the 2010 and 2012 Harvest of Color quilt shows. I began to take some of the Guild's workshops and also take classes at some of the larger quilt shows. When the role of Workshop Coordinator became available, I volunteered, hoping to generate more enthusiasm and apply some of my ideas to the workshops.

I have now been in this job for about a year and a half and I am very glad to I took it. I receive a phenomenal amount of support – even when I don't ask for or expect it – from both the workshop attendees and Patty Six, who is the Speaker Liaison, and I expect that to continue for the person who succeeds me. I also appreciate the thanks I get for many small efforts I never thought would be noticed.

I think the best way to look at this job is that I am the host, the students are my guests, and the teacher is the Guest of Honor. It's a little like throwing a party. Well before the actual event, I tell the Guild about the teacher and workshop and solicit sign-ups for it. I make an effort to learn about the teacher, workshop topic, and supply list so that I can present the class to the Guild in the most positive and informative manner possible. On the day of the workshop, I bring the equipment and supplies, including coffee and usually snacks, and set up the room so that the electrical cords, irons, and other necessary equipment are ready for use. For the rest of the day, I assist as needed, and then pack up the supplies and take them home at the end. It must be a secret Guild tradition that, no matter what I say, everyone who's around at the end insists on helping me pack up and load my car.

To do this job well, it is good to be detail, service, and people-oriented. Think "Facilitator". There will be many questions, and people appreciate a quick response, but I have found the Guild members to be very reasonable and supportive. While the job

can be done by one person, it can also be shared by two. I promise to help the next Workshop Coordinator in every way that I can, including helping with set-up, as long as I am in town the day of the event. If you are interested in this position, please contact me with any questions you may have.

### Jean Phillips, Coastlines Layout & Member Handbook

My sister and I learned to sew and quilt from our mom when we were kids, and it is something that the three of us share to this day. I joined the Guild in 2007, shortly after my husband and I moved to Santa Barbara from the Bay Area. I had been a member of a very large and lively guild there, and was very happy to find the Coastal Quilters when I arrived.

I'd call my quilting style modern-leaning, with roots in the traditional. I enjoy playing with color and more abstract design styles, but I also have a great affection for traditional blocks and vintage quilts. I love to do handwork, including piecing, appliqué and hand quilting, and often combine these with machine techniques in my work.

When I saw that the Guild was looking for someone to help with the newsletter layout in the summer after I joined, I volunteered for this position as a way to get a bit more involved and meet other members. That same year I also began helping with the production of the member handbook, membership cards and name tags. The newsletter layout work entails taking the content I receive from the newsletter editor each month and placing it into the newsletter template. Making all the pieces fit in the space we have is a bit like solving a puzzle. The work on the handbook and member name tags and membership cards is similar. The software I use takes the member data files I receive from the Membership Committee and creates the directory pages and cards with member information.

My past experience with design and page layout software from my professional work made these jobs a natural fit for me. I also have a pretty demanding job that makes it hard for me to get to meetings and daytime gatherings. I can do both of these jobs for the Guild at home, on my own time, and they have been easy to fit in around my job and other commitments. I enjoy collaborating with other members who work on the newsletter and the handbook with me, and I'm happy to be able to support the Guild in a way that works with my schedule.

---

# Coastal Quilters Guild 2014 Challenge Entry Form

## "Monkeying Around with the Monkey Wrench"

**Quilts due April 10 at the CQG meeting or contact Lynn Manchester (452-72300 or Una Lopez (688-6896) and will be presented at the May 8th meeting**

**Requirements:**

1. The quilt must contain at least one monkey wrench block distorted in any way but containing all the components of the traditional monkey wrench.
2. The entry must be a quilt of three layers quilted by the participant by hand or machine.
3. The perimeter of the quilt must not exceed 120".
4. A 4" hanging sleeve must be sewn to the top back of the entry.
5. Quilts must be submitted in a labeled pillowcase with a completed entry form. Please cover any identifying label on the quilt.

In fairness to all participants, only entries that meet the challenge requirements will be accepted.

**Name** \_\_\_\_\_ **Phone** \_\_\_\_\_

**Email** \_\_\_\_\_

**Address** \_\_\_\_\_ **City** \_\_\_\_\_ **Zip** \_\_\_\_\_

**Entry Title** \_\_\_\_\_

**Dimensions:** \_\_\_\_\_ **width X** \_\_\_\_\_ **height**

**About your Entry (identify location of monkey wrench if not obvious). Limit 40 words.**

**Waiver:** I grant Coastal Quilters Guild, Inc. permission to display the above-mentioned entry at the May 2014 guild meeting. This form releases CQG and the exhibition venue from liability. Entry owners assume all liability for their entry's loss or damage.

Participant Signature \_\_\_\_\_ Date submitted \_\_\_\_\_

Please designate an alternate person to pick up your entry if you are unable to do so.

Alternate \_\_\_\_\_ Phone \_\_\_\_\_

### CQG 2014 Challenge Entry Receipt

Entry Title \_\_\_\_\_

Participant(print) \_\_\_\_\_

Participant Signature \_\_\_\_\_ Date \_\_\_\_\_

Recipient Signature \_\_\_\_\_ Date \_\_\_\_\_

## Events Around California

### Glendale Quilt Guild 2014 Show: Crazy for Roses

\*\*\* New Location – New Dates \*\*\*

Friday and Saturday, March 21-22 2014

Join the Glendale Quilt Guild for the 35th Annual Quilt Show, Crazy for Roses. We are very excited about our **NEW LOCATION**, the **Pasadena Convention Center**.

View over 150 beautiful quilts. Enjoy shopping with our 50+ vendors. Daily drawings for sewing machines and shopper's reward baskets. Take a class from one of our amazing teachers. Stay the weekend and enjoy fine dining and shopping available in the Pasadena area. Quilters (member and non-members) compete for cash awards, including \$200 prize for Best of Show.

<http://www.glendalequiltguild.org/2014quilt-show.html>

### Springtime in the Valley presented by San Joaquin Valley Quilters Guild

March 29-30, 2014

Saturday 10am-5pm, Sunday 10am-4pm

**The Golden Palace**, 2625 W Vassar Ave, Fresno, CA 93705

[www.sanjoaquinvalleyquilters.org](http://www.sanjoaquinvalleyquilters.org)

### Camarillo Quilters Association presents

#### "Quilting by the Sea 2014"

April 11 & 12

**Ventura County Fairgrounds**, San Niguel Hall

[www.camarilloquilters.org](http://www.camarilloquilters.org)

### Seven Sisters Quilt Show

June 28-29, 2014

**Alex Madonna Expo Center**

100 Madonna Rd, San Luis Obispo, CA 93405

[www.aqgcc.org](http://www.aqgcc.org)

### Orange County Quilters' Guild Presents:

#### OC Dreaming

Friday & Saturday, April 25-26

**Zion Lutheran Church**, 222 N. East St, Anaheim

**Featured Artist:** Lyn Brown

[Orangecountyquiltersguild.com](http://Orangecountyquiltersguild.com)

### Antelope Valley Quilt Association: Fire in the Sky

May 17 & 18

**Antelope Valley Fairgrounds**, Van Dam Pavilion, 2551 West Avenue H, Lancaster, CA 93536

[www.avqa.org](http://www.avqa.org)

## Out of State "Mini Vacation" Events

### Desert Quilters of Nevada

#### Quilt Las Vegas 2014: "Views of the Mojave"

April 4-6, 2014

**Henderson Convention Center**

200 South Water Street, Henderson, NV

[www.dgnv.org](http://www.dgnv.org)

### AQS QuiltWeek™ — Paducah

April 24-27, 2013

**Paducah Expo Center**

415 Park Avenue, Paducah, KY

<http://aqsshows.com/news/paducah-2014/>



### LOOKING BACK ON PAST YEARS: Check Out Our BOMs!

These are some of the blocks presented to us in the past 5 years by the Block of the Month committees from 2008-2014. You can find these on our BOM page... yes, all the way back to 2008. The link to the BOM page is on the top of almost every page on our site.



If you are even more interested in seeing each one of the various blocks in those and other years, you can navigate to the Newsletter page ([coastalquilters.org/newsletter.html](http://coastalquilters.org/newsletter.html)) and select any month/year you wish. Each block is posted in the Coastlines newsletter. If you are interested in being a member of the BOM committee, looking at each of the past years' may give you some ideas on what theme or blocks to consider.

# Block of the Month 2013-14: EVERYBODY IS A STAR

## April's Block: Sunshine Star

Don't be intimidated; this block is easier than it looks. The hardest part is choosing the fabric. You'll need three pastels that work together in different ways. Pastel #1 and pastel #2 should be similar hues but should be at least slightly different patterns. Pastel #3 is the center of the windmill, so it should be a color that pops but also works with the first two pastels.

### Cutting Instructions

#### FABRIC



White



Pastel #1 (star points)



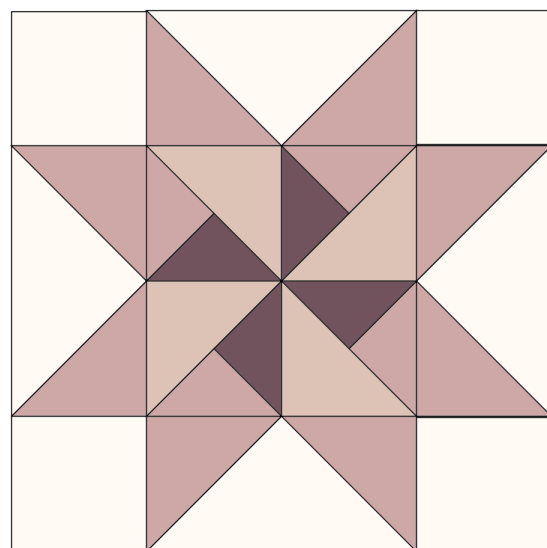
Pastel #2 (inside square)



Pastel #3 (windmill)

#### PIECES

- » Cut 4 squares  $3\frac{1}{2}'' \times 3\frac{1}{2}''$ .
- » Cut 1 square  $7\frac{1}{4}'' \times 7\frac{1}{4}''$ . Cut square twice diagonally.
- » Cut 4 squares  $3-\frac{7}{8}'' \times 3-\frac{7}{8}''$ . Cut each square once diagonally.
- » Cut 1 square  $4\frac{1}{4}'' \times 4\frac{1}{4}''$ . Label as D. Cut square twice diagonally.
- » Cut 2 squares  $3-\frac{7}{8}'' \times 3-\frac{7}{8}''$ . Cut each square once diagonally.
- » Cut 1 square  $4\frac{1}{4}'' \times 4\frac{1}{4}''$ . Label as D. Cut square twice diagonally.



Assembly Diagram


### ASSEMBLY INSTRUCTIONS

1. With right sides together sew the Pastel #1 and Pastel #3 triangles together to form D triangles. Make 4 and press to dark side of fabric.
2. With right sides together sew the D triangles to the Pastel #2 triangles to make a square. Make 4 and press to dark side of fabric.
3. Sew sections together to create the center pinwheel square.
4. Sew a Pastel #1 triangle to each side of the white triangle. Make 4 flying geese sections.
5. Sew a  $3\frac{1}{2}''$  white square to each side of the flying geese section. Make 2 rows.
6. Sew a flying geese section to each side of the center pinwheel.
7. Sew rows together to complete the block.


— *Irelle Beatie, Julie Cohen and Adela Laband*



Step 1  
D Triangles



Step 2  
Section D



Step 3  
Pinwheel Center



---

## Quilting Resources

---

### Art & Jenny 's Sewing Machine Center

Authorized Janome Dealer - Service of most brands. Sewing supplies only, no fabric for sale

2124 E. Thompson Blvd.  
Ventura, CA 93001-2725  
805.643.8536

---

### The Creation Station

#### Fabric & Quilt Shop

Classes, Retreats and Online Shopping

Dawn and Patrick Farrier, owners

Large selection of cotton solids/prints and flannels.

Authorized Janome dealer.

252 East Hwy 246, Unit A  
Buellton, CA 93427  
[www.thecreationstation.com](http://www.thecreationstation.com)  
805.693.0174

---

### Marty Frolli: White Daisy Quilts

Edge to edge machine quilting service.  
Many pantograph designs available.

[mafrolli@cox.net](mailto:mafrolli@cox.net)

805 968-4781

---

### Ranell Hansen

#### Around The Block Quilting Studio

Custom Machine Quilting  
Quilting and Sewing Classes

[LLENAR.NESNAH@gmail.com](mailto:LLENAR.NESNAH@gmail.com)  
805.684.7042

---

### Cathe Hedrick

#### Santa Barbara Quilting Retreats

P.O. Box 91429

Santa Barbara, CA 93190-1429

[www.santabarbaraquiltingretreats.com](http://www.santabarbaraquiltingretreats.com)

805.899.3947

---

### Grant House Sewing Machine

New Hours: Tuesday - Friday 10-5:30  
Saturday: 10-1

336 E. Cota St., Suite B,  
Santa Barbara

[www.granthousesewingmachines.com](http://www.granthousesewingmachines.com)

[ghsewingmachines@gmail.com](mailto:ghsewingmachines@gmail.com)

805.962.0929

---

### Nancy King

#### Santa Barbara Custom Quilting

Many designs to finish your quilts beautifully. Large quilts, small quilts, get them done! Prompt turnaround.

[www.sbcustomquilting.com](http://www.sbcustomquilting.com)

805.252.3811 (cell)

805.687.2063 (studio)

---

### Quilt Ventura

Stash Card & Classes

4572 Telephone, Ste. 908  
Ventura, CA 93003  
[www.quiltventura.com](http://www.quiltventura.com)  
805.658.9800

---

### Judy Rys designs

Hand Dyed Fabric, Silk Scarves, Photo Note Cards, Fiber Art Postcards

Shop: [www.etsy.com/shop/JudyRysdesigns](http://www.etsy.com/shop/JudyRysdesigns)

Blog: [www.judyrys.blogspot.com](http://www.judyrys.blogspot.com)

805-698-3128

---

### Roxanne's A Wish and A Dream

A whimsical store filled with everything for quilting, knitting, needlework and gifts. Not only will you find fabrics, books, yarns and classes, you will have experience in artful living.

919 Maple Ave.  
Carpinteria, CA 93013  
[Roxannequilts.com](http://Roxannequilts.com)  
805.566.1250

---