



Coast Lines

Newsletter for Coastal Quilters of Santa Barbara

Volume 25, Number 12, May 2014

This Month:

May 8th Mtg.

- » Wear name tags
- » Return library books
- » Bring mailing labels and cash for door prizes
- » Refreshments will not be provided. Feel free to bring your own if desired.

May 15th Board Mtg.

Meeting begins at 6:30 p.m. in Maravilla's Galleria room.

May 17th Deadline

Newsletter articles due for May edition.
(send to Mary Ballard - m.ballard0103@gmail.com)

May 8th Meeting—Challenge 2014:

Monkeying Around with the Monkey Wrench

Our May meeting will reveal the results of our 2014 Quilt Challenge: **Monkeying Around with the Monkey Wrench**. We have a wonderfully diverse collection of quilts from our members, and thank all who participated.

Now it is your turn to view your fellow members' interpretations of the challenge and vote for your favorites. Voting will be by members only, but we welcome all guests. Guest fees will be waived for this meeting, so please bring friends and let them see how we entertain ourselves.

Viewing will begin at 6:30 p.m. Ballots will be given out when you check in at the door. You will vote for your overall favorite (Viewers' Choice), the quilt that you feel was the most creative interpretation of the challenge, and your favorite traditional use of the Monkey Wrench. Do not vote for the same quilt in two categories.

The library will be available, and you may drop off any community quilts, however, there will be no treasure table. There will be a regular business meeting with election of officers for the coming year, and our regular show and tell. We hope to see you there.

—Lynn Manchester and Una Lopez, Co-chairmen 2014 Quilt Challenge



Inside This Issue:

Member Challenge in May	1
Upcoming Board Election	1
From the President's Desk	2
Community Quilts	2
Elected Officers	2
Future Programs	3
Member Birthdays	3
Fibervision New Views Show	3
Harvest of Colors Quilt Show	3
Beverly's Fabric Supports Guild	4
Library News	4
Quilting Classes	4
Events Around California	5
Out of State Events	5
What's on the Web Site?	5
Block of the Month	6
Quilting Resources	7

Upcoming Election for New Board

Elections for Directors of the Coastal Quilters Guild for 2014-2015 will be held at our regular meeting on May 8 beginning at 7:00 PM. We have a wonderful slate of candidates for the Board.

The slate is shown at right.

Be sure to vote at the next Guild meeting!

We still need volunteers for Door prizes, Challenge, and the 2016 Quilt Show. If you can help out with one of these committees, please give Mary Maxwell a call at 805-563-0633.

—Mary Maxwell - Parliamentarian

President	Bonnie Epperson
Vice President, Programs	Bonnie Barber Julie Mock
Treasurer	Toni Percival
Recording Secretary	Shirley Morrison
Corresponding Secretary	Carol Fay
Workshop Coordinator	Suzy Pelovsky Barbara MacCallum Edalee Keehn
Speaker Liaison	Patti Hunter Mary Ringer
Membership	Sue Kadner
Public Relations	Rosana Swing
Parliamentarian	Mary Maxwell

From the President's Desk

Currently I am hand quilting a quilt that was pieced by another quilter more than 50 years ago. The quilt was partially quilted, but had gotten wet, and the unquilted cotton batting had fallen apart. The basting and damaged batting had to be removed, and a new cotton batting joined to remaining undamaged batting. The quilt was then re-basted, so it could be hand quilted.

This process has afforded me the time to think about the disposition of my own unfinished projects. The following questions have occurred to me.

- How many unfinished projects do I have?
- Do I currently like this color, pattern or process?
- What could I learn by finishing this quilt?
- Would I enjoy this quilt if it were finished?
- Where would the finished quilt be used, or to whom would it be given?
- How much time would it take to finish this quilt?
- Is this quilt worth finishing?

As I prepare an inventory of my unfinished projects I am aware that having many partially made quilts takes up a great amount of space in my studio. Also, I find myself weighed down thinking that I "should" finish these projects instead of starting something new. There is one last question I need to ask myself about each unfinished project.

Can I let go of this project, and give it away?

Getting some of these UFOs out of my studio will give me more physical space and mental space to finish what remains, and feel free to start new projects when the spirit moves me. This may get me the clarity I need to answer the biggest question which is "What would I like to finish for the quilt show"?

— *Carol Fay*

Community Quilts Has Been Busy!

We delivered 104 place mats to Food from the Heart this past month. Each one had the red heart sewn to the front. They were very gratefully accepted. Each one was rolled and then tied with a bow. We also delivered about 85 place mats to Meals on Wheels. They are delivering them to their clients the week of Easter or Passover. Community Quilts is accepting the place mats you have in progress so go ahead and finish them. We will make a second delivery to Meals on Wheels.

We have started making kits for the doll cradle quilts and they will be available at the June meeting and beyond. Several of you were asking about the pattern for the flannel doll quilts and I mistakenly said the pattern is on the website. If you will e-mail me I will send you a copy of the pattern and by June we hope to have a copy in each kit and have it posted on the web site. We will not have kits to give out at the May meeting due to the Challenge quilt activities. We will however be accepting completed items. Just find Marian Jones or me and we will gladly accept them.

This past month we have had two generous donations of fabric to Community Quilts. The first has come with the stipulation that it be used solely for community quilts and not put into a guild sale. The collection has some lovely fabrics. I am sure you will be looking forward to seeing these fabrics in some kits. The second donation is from Barb Postma and is equally lovely. We all know how good she is with color selections. A very big thank you goes to both of these donors. The community quilt committee is very busy measuring and sorting these fabrics.

The Community Quilt Committee thanks each of our members for their ongoing support of our community projects.

— *Bonnie Epperson – Community Quilts*

Coastal Quilt Guild 2013-2014 Board and Committee Chairs

BOARD

President: Carol Fay

VP Programs: Suzy Pelovsky

Treasurer: Toni Percival

Recording Secretary: Shirley Morrison

Corresponding Secretary: Elaine Rottman

Workshop Coordinator: Julie Mock

Speaker Liaison: Patty Six & LouAnn Smith

Membership: Becky Gallup

Parliamentarian: Mary Maxell

Public Relations: Rosanna Swing

COMMITTEES

2014 Challenge: Una Lopez & Lynn Manchester

2014 HOC Quilt Show: Irelle Beatie

Block of the Month: Irelle Beatie, Julie Cohen & Adela Laband

Community Quilts: Bonnie Epperson, Marian Jones Patti Hunter, Linda Kriss & Kris Muller

Door Prizes: Cathe Hedrick & Irelle Beatie

Library: Carol Barringer, Elaine Kovar, & Jean McCaffrey

Membership Assistant: Sue Kadner

Newsletter Distribution: Mary Ringer & Naomi Hicks

Newsletter Editor: Mary Ballard

Newsletter Layout: Jean Phillips

Opportunity Quilt Ticket Sales: VACANT

Refreshments: VACANT

Satellite Groups Coordinator: Helmina Schenck

SCCQG Representative: VACANT

Sunshine Chair: Dee Johnson

Webmaster: Bonnie Barber

Welcome Committee: Dee Johnson & Debbi Haeberle

Future Programs

JUNE: Quilt College

Creative Color Blocks with Ranell Hansen

Always looking for a new way to create original designs for your quilts? Unleash your creativity with sharpie markers. Ranell Hansen plans to demonstrate a technique to create beautiful one of a kind watercolor floral quilt blocks. Unlimited possibilities. Great fun.

Top Ten Cool Tools with Darilyn Kisch

Bar codes have been on packaged food and retail items for years. Now these QR (Quick Response) scan boxes are taking data accessibility and information capability to the next level. But what do they have to do with quilting? Come to the June meeting and find the answer to this question and learn about nine other of my favorite "cool tools" for quilting.



Fabulous Floral 3-D Rose with Helmina Schenck

Manipulating fabric to create floral designs has long been a part of our quilting heritage. Many older quilts, particularly the Baltimore Album-style quilts, show some very interesting dimensional work. Today's quiltmakers can study those quilts to learn the techniques used, and this demonstration highlights how to make a realistic looking 3-dimensional fabric rose with petals, buds and leaves.



JULY

Member Potluck on July 10

AUGUST

Program on August 14 to be determined.

Fibervision Presents New Views

An all new exhibit showcasing the latest work produced by the members of Fibervision will hang at the Cabrillo Pavilion Arts Center from Wednesday, May 28 through Sunday, June 22. The artists will host a public reception on Wednesday, June 4, from 5:30-7:30 pm. You won't want to miss this opportunity to see a fresh array of truly original textile art. The sunny openness of the Pavilion, with its spectacular backdrop of the Pacific Ocean, provides a wonderful atmosphere in which to experience a vibrant display of quilts. The artists will be on hand during the reception to discuss the multitude of techniques used and the inspiration that drives their creative efforts.



FIBERVISION
NEW VIEWS 2014

Wed. May 28 through
Sun. June 22
Cabrillo Arts Pavilion
1118 E. Cabrillo Blvd.

Artists reception
Wednesday June 4
5:00-7:00

The Cabrillo Pavilion Arts Center is located at 1118 East Cabrillo Boulevard in Santa Barbara. Please call 897-1983 to confirm open hours.

May Birthdays

Happy Birthday to one and all!

Robin Whatley	May 1
Cynthia Carillo	May 4
Becky Gallup	May 4
Rita Hardin	May 4
Verna King	May 4
Shirley Morrison	May 4
Daina Katz-Sardonias	May 5
Barbara Kuhn	May 5
Mona Escobar-Ornelas	May 9
Ursula Dial	May 10
Judith Patterson	May 10
Marilyn Lake	May 12
Kathy Piasecki	May 13
Mary Bursek	May 14
Jo-Ann Jacobson	May 15
Debra Blake	May 17
Sue Orfila*	May 19
Sue Reinhart	May 23
Joey Strait	May 24
Susan Davies	May 28
Jean Mac Millan	May 29
Heather Georgakis	May 30
Mary Ringer	May 30

* New Member

Coast Lines is published monthly by:
Coastal Quilters of Santa Barbara, Inc.
P.O. Box 6341, Santa Barbara, CA 93160
<http://www.coastalquilters.org>
Subscriptions are free to members.

Please update your membership information when you change your address, phone, e-mail, etc. by contacting Sue Kadner at cqg4email@cox.net.

The membership directory is provided to facilitate guild business. It is issued only to Coastal Quilters Guild members for their personal convenience. Other uses must be approved by the Coastal Quilters Guild Board of Directors.

Harvest of Colors Quilt Show September 20-21, 2014

I think it's time to begin the COUNTDOWN to our Harvest of Colors Quilt Show. We have been announcing that your quilt entries must be complete by our AUGUST meeting on August 14th. From our May Meeting on May 8th that is roughly 3 months or 98 days or 2352 hours or..... well you get the idea. I hope you are either finished or at least STARTED with your entry!

Remember this is our MEMBER'S SHOWCASE and it makes for the BEST POSSIBLE SHOW if ALL of our members are represented.

We have three general categories for quilt entries this year: Traditional, Modern and Art. These categories will be broken down further as necessary for judging. Each member may enter two quilts as well as their 2013 and 2014 challenge projects for the show.

REMINDER - The big change to the entry deadline. **Your quilt MUST BE COMPLETED in order to be entered!** The entry form requires a 4x6 photograph of your completed quilt – it must be quilted and bound or it may **not** be entered.

VOLUNTEERS – As you know, our show is run by volunteers and your help will be needed in lots of areas as we get closer to the show. Cathie Hedrick will be coordinating our volunteers so please let her know of your availability and save her the phone call. There are lots of jobs to go around and many are just for an hour or two at the show.

If you are interested in attending the next quilt show meeting, it is Thursday, May 8th prior to the regular guild meeting at 5:15. Please do NOT peruse the challenge quilts as you come into the meeting. We will try to make this a short meeting so you will have plenty of time to view the challenge. Everyone is welcome and this is a great opportunity to contribute your time and energy to your guild!

If you have any questions, comments or suggestions, please let me know. This is the GUILD show and we want to make it the best ever so your input is always appreciated.

Thanks for your participation!

—*Irelle Beatty – Harvest of Colors Chairperson*

Beverly's Fabric in Santa Maria Now Supports our Guild

Beverly's Fabric at 1637 S. Broadway, Santa Maria now donates monthly for our raffle baskets. If anyone is heading up to Santa Maria that would be willing to stop in for our fabric let us know.

Beverly's Fabric store hrs. M-F, 9am - 7:30pm, Sat., 9am - 7:30pm, Sun. 10am - 6pm

—*Debbie Haeberle*

More Tips for Accessing the Newsletter

We have heard that some members are still having trouble viewing the Newsletter and some do not know it can actually be printed from the website. It can be printed and might be easier to read that way. Go to the Guild's website (coastalquilters.org) and look at the left column on the Home Page to find the link. In the example below, it reads April 2014 Coast Lines (pdf).



Click on the link, the Newsletter should open and you can print it off. Note that right below the link to the current issue, is a link – ALL COASTLINE NEWSLETTERS - which takes you to a page with links to previous issues of the Newsletter so if you have missed one or need to look something up, that is where you will find them.

If you are having trouble opening the Newsletter, here are some additional tips for getting it open:

- If you have a PC and Internet Explorer is your Browser and you can not open the Newsletter (i.e. the document freezes), try another Browser. Members have had good luck using Mozilla Firefox or Google Chrome.
- If you have a PC and Firefox is your Browser and you can only get one page of the Newsletter, try downloading the Newsletter to your desktop and then printing it.
- If you have a MAC with Safari as your Browser: in its newest format, Safari automatically displays the Newsletter file only. There are no icons to download or print. To download and print the file, you have to go to *File > Export as PDF*. It should then be saved to your desktop and you should be able to print it.

If anyone continues to have problems viewing or printing the Newsletter, please send an email to Sue Kadner at cqginfo@gmail.com and specify Newsletter Problem in the Subject Line. We are really trying to make it easy for you to access the Newsletter and will work with you individually to make this happen.

Events Around California

Quilt Extravaganza - Anyone can paint on fabric

May 15, 2014 12pm. Purchase Tickets at: www.groupon.com/deals/society-of-decorative-painters

Town & Country Resort, 500 Hotel Circle N, San Diego, CA 92108

Instructor: Doxie Keller TDA (Teacher of Decorative Arts credentials)

(316)269-9300, ext. 112 or jay@decorativepainters.org • www.decorativepainters.org

Antelope Valley Quilt Association:

Fire in the Sky

May 17th & 18th

Antelope Valley Fairgrounds, Van Dam Pavilion, 2551 West Avenue H, Lancaster, CA

www.avqa.org

A Splash of Fabric & Art Quilt Show

May 18-19, 2013

Brentwood Community Center, 35 Oak St, Brentwood, CA

www.deltaquilters.org

The Beach Cities Quilters Guild presents:

2014 FantaSea of Quilts

June 7 & 8th

Soka University, Aliso Viejo, CA

www.beachcitiesquilters.org

Wine Country Quilt Show Presented by Moonlight

Quilters of Sonoma County

June 7-8, 2014

Veterans Memorial Auditorium, 1351 Maple Ave, Santa Rosa, CA 95404

www.mqsc.org

Seven Sisters Quilt Show

June 28-29, 2014

Alex Madonna Expo Center, 100 Madonna Rd, San Luis Obispo, CA 93405

www.aqgcc.org

Big Bear Lake Quilter's Club:

2nd Annual Quilt Show

August 2nd & 3rd

Northwoods Resort, 40650 Village Dr, Big Bear Lake, CA

Quilt Daze X

Honoring S. California Quilt Guilds "Generations of Quilts"

August 16 & 17, 10-4

Yorba Linda Community Center, Yorba Linda

Sponsored by Yorba Linda Historical Society and Yorba Linda Woman's Club

e-mail: ylquiltmaze@aol.com

"It's a Zoo out there!" Quilt Show & Challenge

September 4-6, 2014

San Diego Convention Center, 111 W Harbor Dr, San Diego, CA 92101

www.sandiegoquiltshow.com

Out of State "Mini Vacation" Events Quilters Hall of Fame: Celebration 2014

July 17th-19th, Marion, Indiana

Celebrating 10 years of Quilter's Hall of Fame

2014 Inductee: Ruth B McDowell. Workshops, lectures, exhibits, vendor mall, auctions

<http://quiltershalloffame.net/>

Library News

Recommended, Requested, Gifted and Found!

Thanks go out to those who have requested and recommended books for the library, and to those who donate both old books and new! We totally appreciate it!

Recommended: *Modern One-Block Quilts*, by Natalia Bonner and Kathleen Whiting. These 22 projects are not one block enlarged to quilt size but quilts made of repeating blocks which create designs that become intricate or dramatic when repeated. The authors present the materials lists and cutting instructions in chart form, so easy to follow! This is good because, while a few of the projects are simple, some of the others require pretty tricky piecing, with generally minimal use of strip piecing. But the resulting designs are worth the trouble! Even the easier blocks differ from those found elsewhere.

Requested: *Jelly Roll Dreams*, by Pam & Nicky Lintott. These twelve designs, presented in order of difficulty, result from a challenge to make the best use of a single jelly roll. Unlike so many others, these designs (mostly) don't LOOK like "jelly roll" quilts! Most projects are shown in two colorways, greatly expanding the design possibilities -- some great color twists here!

Gifted: *Making Quilts with Kathy Doughty of Material Obsession*, by Kathy Doughty. In three sections, the author presents 21 "authentic Australian" designs. "Optical Illusions" includes some great graphic designs, simple but effective. The "Tradition with a Twist" section pairs recognizable pieced blocks with unusual fabric selections, while most of the "Folk Art Inspiration" projects include applique.

Found: *150 Blocks for Baby Quilts*, by Susan Briscoe. Believe me when I say that we have examined this library with a "fine-tooth comb" -- yet it continues to give us surprises. This book is clearly ours, but we've never seen it before! Basic pieced and appliqued blocks, shown in colors and fabrics to delight a child -- a cat in a black and white cow print! -- have minimal (but adequate) instructions. Along the page bottoms, suggested "mix and match" combos show many quilt design possibilities. There's a good section of applique templates, too. A great find! Look for it in the "kids" box.

—Carol Barringer – Library committee


Block of the Month 2013-14: EVERYBODY IS A STAR

June's Block: Four Patch

The hardest part of this block is figuring out the colors. The solid color squares (color #2) should contrast with the solid (color #3) and print (color #4) of the trapezoid, which should be the same (i.e., the turquoise solid and turquoise print in the photo). In a second version we used a purple solid and purple print with blue squares. Try to stay with purple, turquoise and a complementary blue so everyone's squares will go together. Have fun

Cutting Instructions

FABRIC



White or cream background (color #1)



Solid (color #2)



Solid (color #3)



Purple print (color #4)

PIECES


» 1A – Cut 4 rectangles 2½" x 4½"

» 1B – Cut 12 squares 2½"

» 2B – Cut 4 squares 2½"

» 3A – Cut 4 rectangles 2½" x 4½"

» 4C – Cut 4 rectangles 2½" x 6½"



Assembly Instructions

1. On wrong side of square, draw a diagonal line. Sew directly on top of marked line; cut away excess fabric. Press toward triangle (Diagram I). Note the direction of the drawn line for the short half trapezoid (4½" rectangle used) as compared to the long half of the trapezoid (6½" rectangle used). Make 4 of each.
2. Sew together pieces as show in Diagram II to make quadrant. Make 4.
3. Sew 2 rows of 2 quadrants each, rotating as shown (Assembly Diagram). Stitch rows together to complete the block.

— *Irelle Beatie, Julie Cohen and Adela Laband*



Diagram I

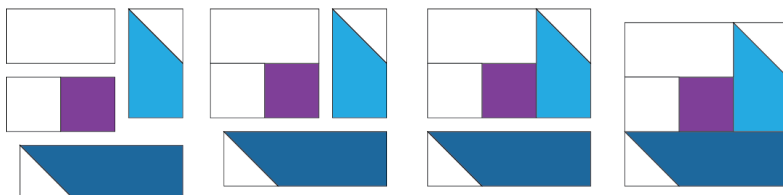

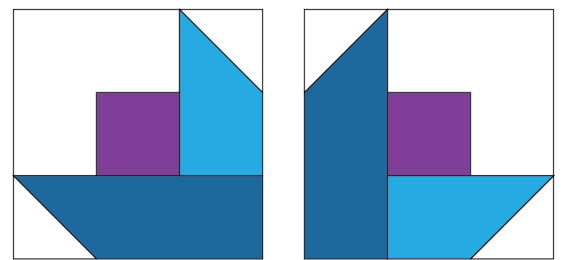


Diagram II



Assembly Diagram

Quilting Resources

Art & Jenny 's Sewing Machine Center

Authorized Janome Dealer - Service of most brands. Sewing supplies only, no fabric for sale

2124 E. Thompson Blvd.
Ventura, CA 93001-2725
805.643.8536

Beverly's Fabric

1637 S. Broadway, Santa Maria

M-F 9am - 7:30pm, Sat. 9am - 7:30pm, Sun.
10am - 6pm
805- 925-4118

The Creation Station

Fabric & Quilt Shop

Classes, Retreats and Online Shopping

Dawn and Patrick Farrier, owners
Large selection of cotton solids/prints and flannels.

Authorized Janome dealer.

252 East Hwy 246, Unit A
Buellton, CA 93427
www.thecreationstation.com
805.693.0174

Marty Frolli: White Daisy Quilts

Edge to edge machine quilting service.
Many pantograph designs available.

mafrolli@cox.net

805 968-4781

Ranell Hansen

Around The Block Quilting Studio

*Custom Machine Quilting
Quilting and Sewing Classes*

LLENAR.NESNAH@gmail.com
805.684.7042

Cathe Hedrick

Santa Barbara Quilting Retreats

P.O. Box 91429
Santa Barbara, CA 93190-1429
www.santabarbaraquiltingretreats.com
805.899.3947

Grant House Sewing Machine

*New Hours: Tuesday - Friday 10-5:30
Saturday: 10-1*

336 E. Cota St., Suite B,
Santa Barbara
www.granthousesewingmachines.com
ghsewingmachines@gmail.com
805.962.0929

Susan Italo

Wild Onion Studio

quilting since 2004

Custom designs as well as pantograph,
all-over longarm quilting. Please visit my
website for helpful information and photos
of quilting examples.

Reasonable prices, prompt finishing

www.wildonionstudio.com
Susan@wildonionstudio.com
805.746.0186

Nancy King

Santa Barbara Custom Quilting

Many designs to finish your quilts beautifully. Large quilts, small quilts, get them done! Prompt turnaround.

www.sbcustomquilting.com
805.252.3811 (cell)
805.687.2063 (studio)

Quilt Ventura

Stash Card & Classes

4572 Telephone, Ste. 908
Ventura, CA 93003
www.quiltventura.com
805.658.9800

Judy Rys designs

*Hand Dyed Fabric, Silk Scarves, Photo Note
Cards, Fiber Art Postcards*

Shop: www.etsy.com/shop/JudyRysdesigns
Blog: www.judyrys.blogspot.com
805-698-3128

Roxanne's A Wish and A Dream

*A whimsical store filled with everything for
quilting, knitting, needlework and gifts. Not
only will you find fabrics, books, yarns and
classes, you will have experience in artful
living.*

919 Maple Ave.
Carpinteria, CA 93013
Roxannequilts.com
805.566.1250

Coastal Quilters Guild, Inc
P.O. Box 6341
Santa Barbara, CA 93160

CHANGE SERVICE REQUESTED

Coastal Quilters Guild Inc
<http://www.coastalquilters.org>

Coastal Quilters Guild of Santa Barbara and Goleta is a non-profit, educational and charitable organization. The purpose of the guild is to educate its members about the history and preservation of the art form of quilting and its related topics; to learn new techniques and improve skills; and to inform the community at large about our quilt making heritage.

Guild meetings are held on the second
Thursday of each month at:
St. Andrew's Presbyterian Church
4575 Ahay, Santa Barbara, CA
This Month's Meeting
May 8, 2014 7 p.m.
(Doors open at 6:30 p.m.)
Next Month's Meeting
June 12, 2014 7 p.m.

Coast Lines Newsletter

This is a monthly publication. Send articles to the editor: *Mary Ballard, m.ballard0103@gmail.com* or PO Box 2135, Santa Barbara, CA 93120.