

COAST LINES

NEWSLETTER FOR COASTAL QUILTERS OF SANTA BARBARA

Volume 26, Number 8, January 2015

This Month: January 8th Meeting

- » Wear name tags
- » Bring
 - » Show & Tell
 - » \$ for door prizes (and address labels)
 - » BOM
- » Turn in completed community quilts
- » Return library books
- » May and June birthdays bring refreshments

**Board Meeting
January 15th**




**SATURDAY
Jan. 17
Newsletter
Deadline**

Newsletter articles
due for
February edition.

Send to *Mary Ballard*
m.ballard0103@gmail.com

January Meeting Program



Jennifer Rapacki

"Creativity Unleashed: Modern Technology for Quilters"

Just what can you do with Modern Technology in quilt making? In this lecture, Jennifer shares her experiences and designs using Adobe Photoshop Elements and Electric Quilt along with inkjet printing on fabric. Features of both tools are shown during the presentation along with many samples of the quilts made using modern technology. The lecture is a powerpoint presentation / trunk show format.



Workshop January 9

"Modern Tools Sampler"

Using Photoshop Elements, you will learn how to transform and edit photos or fabric scans into a custom background or an art quilt, and how to prepare photos for printing. Topics include but are not limited to: scanning photos, copyright issues, fabric & printer choices, plus info on using print-on-demand services like Spoonflower.com. Practice samples will be provided.

You will also learn your way around Electric Quilt. Topics include, but are not limited to: How to use the sketchbook and libraries, Scan and import your own fabrics, Set blocks into quilt layouts, Add Borders, Color blocks, Print quilt and fabric yardage, Print block patterns, etc.

NOTE: *It is VERY important* that you install your free trial version of Photoshop Elements before class. Don't open it until class though, as you will only have 30 days on your free trial. Read the supply list for more info.

Jennifer will install EQ7 for you on your PC computer during class time. If you have a Mac with Windows installed, you may be able to run the free PC version on your laptop. Otherwise, you might have to share a PC with a partner. There is a Mac version of EQ7 but there is no trial version.

.....

Road to California Bus Trip

Once again we are headed to Ontario Convention Center for the Road to California Quilt Show. The date is Saturday, January 24, 2015. If you sign up by Monday, December 29, the cost of the trip for Guild members is \$40 which includes the driver's tip and admission to the show; cost for non-member is \$45. If you sign up after December 29, the cost will be \$45 for members and \$50 for non-members because the price of the ticket goes up.

Cont. on page 2

.....

From the President's Desk

Happy New Year! I am looking forward to this new year and planning all the quilts I want to make this year. I know my list will be more than I can accomplish, however it is a lot of fun planning and wishing I could get it all done.

I am also looking forward to the Road to California Quilt Show. The guild is sponsoring a bus again this year and I plan to be on it. I hope you plan on it also. This is now the only large quilt show we can attend that is within our one day bus ride.

I want to send a special thank you to Suzy Pelovsky and her team for planning the Christmas party this past year. I really enjoyed it. The food of course was delicious. I wonder if it is common for quilters to be such good cooks? Our quilters sure are! And the singers really got us in the holiday spirit.

I look forward to seeing each of you at the January meeting.

—**Bonnie Epperson, President**

Elections for 2015-2016 Guild Officers

Be thinking about your role in the Guild in this New Year! I will be coming to you to recruit you for the 2015-2016 Guild Board. Our Guild only runs as well as the people who are willing to put in the time and creativity to make good things happen. If you are interested in being nominated for one of our positions, email me at mmax3@cox.net.

— **Mary Maxwell, Parliamentarian**

Cont. from page 1

Road to California Bus Trip

The first pickup Saturday morning will be at Goleta Airbus headquarters at 7 a.m., then at St. Andrew's Presbyterian Church, boarding at 7:15; next stop will be the IHOP parking lot in Carpinteria, loading near the Union Bank (old SB Bank). We arrive at the Convention Center by 10 a.m. Departure from the show is 4 p.m., arriving back home between 6:30 and 7 p.m.

Remember: to qualify for the lower price, you must sign up by December 29. Payment is due when you sign up.

Please contact Carol Fay at 683-4765
or carol@carolfayquilts.com

Road to California runs from January 22 - 25, 2015.
www.road2ca.com

Source for Wool Quilt Batting

My mom sent me an article from her Detroit newspaper on Zeilinger Wool, a 104 year old family run company that makes yarn and other products with a variety of wools. I checked out their website (www.zwool.com) and they sell wool quilt batting on line -- thought our members may want to check this out.

— **Kathy Rose, Coastlines Contributing Reporter**

2015 Quilt Challenge "A Few Favorite Things"

The Chairwomen of the Challenge are writing the guidelines for the upcoming June Quilt Challenge. They hope you are thinking of your "A Few Favorite Things" with a heart for your quilt. They hope everyone had a happy holidays and a very happy New Year!

—**Debbi Haeberle & Darilyn Kisch, Co-Chairwomen**

Coastal Quilt Guild 2014-2015 Board and Committee Chairs

BOARD

President: Bonnie Epperson

Vice President, Programs: Bonnie Barber, Julie Mock

Treasurer: Toni Percival

Recording Secretary: Shirley Morrison

Corresponding Secretary: Carol Fay

Workshop Coordinators: Suzy Pelovsky, Barbara MacCallum, Edalee Keehn

Speaker Liaisons: Patti Hunter, Mary Ringer

Membership: Sue Kadner

Parliamentarian: Mary Maxwell

Public Relations: Rosana Swing

COMMITTEES

2014 Quilt Show: Irelle Beatie

2015 Challenge: Debbi Haeberle, Darilyn Kisch

Block of the Month: Bee Saunders, Elaine Rottman

Community Quilts: Marian Jones

Door Prizes: Jean McCaffrey and Barb Postma

Library: Pam Holst, Kathy Piasecki, Michele Garbarino

Membership Assistant: Becky Gallup

Newsletter Distribution: Naomi Hicks, Mary Ringer

Newsletter Editor: Mary Ballard

Newsletter Layout: Paige Moore

Opportunity Ticket Sale: **VACANT**

Opportunity Quilt: **VACANT**

Refreshments: Sherran Cressall

Satellite Group Coordinator: Helmina Schenk

Sunshine: Dee Johnson

Webmaster: Bonnie Barber

Welcome: Dee Johnson, Debbi Haeberle

SCCQG Representative: **VACANT**

Future Programs



Wendy Mathson
February 12

"Storm at Sea: From Traditional to Contemporary, an Ocean of Design Possibilities"

Design explorations using the traditional "Storm at Sea" block, based on my book, "A New Light on Storm at Sea Quilts". Why do those straight seams give the feeling of curves? How can a 100-year-old block pattern work with current fabrics and color combinations for a fresh new look? You'll be amazed at how this versatile block can produce such a wide variety of unique quilt designs.



Workshop February 13 **"Storm at Sea / TRIMplate Piecing"**

My TRIMplate rulers are not templates. They are unique tools that allow you to trim after you sew for greater accuracy. All fabric pieces start as squares or rectangles, so they are easily and quickly cut from strips. This method uses no templates, no paper or foundation piecing, and there is no bias on the outer edge of the blocks. Students choose one of 3 variations to make. (See samples.) All patterns are supplied - students are not required to purchase TRIMplate tools, books or kits. Skill levels from confident beginner (can rotary cut with confidence and sew a quarter-inch seam) to advanced.



www.quiltsbywendy.com



Carol Boyce
March 12

"One Block Wonder Deconstructed"

Trunk Show of Quilts
and Wearables



Quilter extraordinaire, present CQG photographer, and former guild president, Carol Boyce, will show us how the complex One Block Wonder quilt is constructed. She is teaming up with her quilting partner and mom, Harriet Berk, to present an ageless assortment of quilts they have made individually or together.

Shelley Swanland
April 9

"Cathedral Windows and So Much More"

Shelley will present a collection of approximately forty quilts from the last eight years. Quilts from the books, "Machine Stitched Cathedral Windows" and "Machine Stitched Cathedral Stars" are included as well as quilts from articles,



the Simply Quilts appearance and the patterns. It also includes current works, personal stories and anecdotes from experiences in the world of quilt designing.

Workshop April 10 **Cathedral Window Sampler**

Learn to make a Cathedral Window quilt completely by machine using three-dimensional piecing. First learn the basic elements, squares, triangles, an X block and an O block. Then put it all together in the Cathedral Window section. Quilting will be thoroughly explained. Kits will be available for purchase (optional). Pattern required - \$5 for workshop participants.



Coast Lines is published monthly by: **Coastal Quilters of Santa Barbara, Inc.**

P.O. Box 6341, Santa Barbara, CA 93160

<http://www.coastalquilters.org> Subscriptions are free to members.

A Note from Your Treasurer

In last month's newsletter, I wrote about the effect of lower membership numbers and a lack of fundraisers on the income of our Guild. This month, I want to address the effect of increased expenses on our Guild's financial resources and how your Board is trying to reduce these expenses.

The two significant increases in expenses we have had in our budget over the last 4 years are increased program costs and paying for storage lockers for our Community Quilts fabric and supplies, and for items needed for our bi-annual Harvest of Colors Quilt Show.

Each year, the cost of bringing top quality speakers to our Guild for lectures and workshops has risen. This includes costs for transportation and lodging as well as the speakers fees. The fee we charge members for attending workshops allows the guild to break even if we have full classes of 16. However, last year many workshops had enrollments that were less than that, so we lost money on the workshops. To try to offset these rising costs, our VPs for Programs, Bonnie Barber and Julie Mock, are working hard to negotiate rates with the speakers, particularly with respect to workshop fees, and they are bringing their creativity to creating new programs, such as the Quilt College and the Product Faire, that are not so expensive yet are relevant to quilters.

The other major expense is paying for storage. Up until about 4 years ago, the materials for Community Quilts, the other items owned by the Guild that are used for the Quilt Show and administrative records had been stored at the homes of Guild members. When these homes were no longer available to use, the Board found it necessary to rent two storage lockers to hold all these items. At the time this decision was made, there were substantial cash reserves that would allow us to spend \$5000 a year to store our stuff. However, now those reserves are greatly diminished. Last January, we went through everything, threw out stuff, and were able to consolidate everything into one storage locker, saving us about \$2200 a year. However, we are still spending about \$2800 a year to store fabric, tablecloths, and so on.

In addition to the cost-saving measures I've mentioned, the Board has looked at other ways to balance the budget. We have begun to publish our newsletter in an electronic format rather than a printed and mailed newsletter, saving us about \$1700 each year in printing costs and postage. We also made a modest increase in our membership dues to help offset rising costs. But this is not enough, and we are still running short.

After a 2-year lapse in having Opportunity Quilts, we now have several in the queue to be raffled. You can help by volunteering to oversee ticket sales, or at least by buying tickets. Our first Opportunity Quilt this year, O Christmas Tree, didn't raise as much money as we'd hoped, netting only \$265. That's a long way from the \$5000 we need to raise each year.

While we made approximately \$7500 on the Quilt Show this year (see the Quilt Show reports elsewhere in this newsletter), that will only help us cover this year's expenses, and will leave us potentially coming up to the next Quilt Show needing to draw from our cash reserves to pay the rental for the Showgrounds as we did this year.

We do not have enough cash reserves to continue drawing on them to cover our costs.

What can we, as members of our Guild, do to make our financial position more secure? In last month's newsletter, our President, Bonnie Epperson, listed numerous fundraising ideas that came out of a Board brainstorming session. Choosing one of these to work on, or at least participating in the fundraisers we have will help us raise the \$5000 we need each year above the income from membership and other sources.

Remember we will have a special meeting before the January meeting to discuss any questions you may have about the Guild's finances, at 5:30 pm, in the back room at St. Andrew's (off the kitchen). See you then!

--Toni Percival, Treasurer

Harvest Of Colors – Income & Expenses

Following are the Income & Expenses for the 2012 and 2014 Harvest of Colors Quilt Show. We have included both years so the differences can be compared:

INCOME	2,012	2,014
Entrance Fees	15,095	13,767
Boutique Income (100%)	9,879	7,535
Boutique Sales to Members	-7,267	-5,205
Sales Tax (7.75% in '12; 8% in 14)	783	613
Guest: Fiber Vision (w/ Sales Tax)	615	0
Volunteer/Vendor Dinner/Lunch	525	543
Door Prize Raffle	850	1,866
Judging Fees	810	870
Member Donations	874	70
Non-Member Donations	715	150
Vendor Fees	<u>9,095</u>	<u>9,720</u>
TOTAL INCOME	31,972	29,929
EXPENSES		
Acquisitions	0	128
Boutique Expense	161	0
Community Quilts	57	0
Display (Pipe & Drape)	6,255	7,731
Education & Sewing	18	104
Facility (Earl Warren Showgrounds)	6,055	6,412
Featured Artist	85	328
Friday Dinner/Lunch	662	0
Gifts	65	0
Hanging	31	83
Hospitality (vendors & volunteers)	547	1,402
Judges Expenses	596	601
Judging Other (GVCC, misc)	120	306
Miscellaneous Expense (Pins in 12)	683	0
Program (catalog)	1,119	1,253
Publicity	3,207	2,993
Raffle	40	186
Sales Tax	992	613
Signage	107	209
Sponsors	41	0
Tickets (pre-sale & wrist bands)	346	16
Vendor Expenses	<u>0</u>	<u>90</u>
TOTAL EXPENSE	21,188	22,455
NET PROFIT	10,785	7,474

Sue Kadner, Treasurer, Harvest of Colors Quilt Show 2014

EVENTS AROUND CALIFORNIA

Road to California Quilter's Conference

January 22-25, 2015

Ontario Convention Center
2000 E Convention Center Way
Ontario, California
<http://www.road2ca.com>

From Sea to Shining Sea What America Means PAJARO VALLEY QUILT ASSOCIATION

February 21-22, 2015

Santa Cruz County Fairgrounds
2601 E Lake Ave, Watsonville, CA 95076
Saturday 10am-5:30pm, Sunday, 10am-4pm
www.pvqa.org

South Bay Quilters Annual Quilt Show

February 28 - March 1, 2015

Torrance Cultural Arts Center
3330 Civic Center Dr, Torrance, CA 90503
www.southbayquiltersguild.org

"Home Is Where The Quilt Is"

GLENDALE QUILT SHOW

March 13 & 14, 2015

Pasadena Convention Center
300 E. Green St., Pasadena
<http://www.glendalequiltguild.org/quilt-show.html>

ROAD TRIPS...

Grab your quilting buddies and plan a fun weekend!

Viva Las Vegas

"RAINBOWS OVER THE DESERT"

March 20, 21 & 22, 2015.

Henderson Convention Center,
200 South Water Street, Henderson, NV 89015.
www.dqnv.org

Paducah, Kentucky

AQS Quilt Week

April 22-25, 2015

<http://www.paducah.travel/quilting/aqs-quilt-show/>

Please update your membership information when you change your address, phone, e-mail, etc. by contacting Sue Kadner at cqg4email@cox.net.

The membership directory is provided to facilitate guild business. It is issued only to Coastal Quilters Guild members for their personal convenience. Other uses must be approved by the Coastal Quilters Guild Board of Directors.

What Happens To All Those Quilts?

Visiting Nurse & Hospice Care

In the past few months, the Community Quilts Committee has delivered a huge stack of quilts (remember that great "parade of quilts" in November?) plus placemats, Christmas stockings, and doll's cradle quilts with matching bedding to a whole variety of agencies that look to us to provide "homemade love" for their clients. Where does all this stuff go? Who are we helping? Can we make enough quilts to make any difference to a large agency? In short – why bother?

Over the next several months, those questions will be addressed for each agency that we support with the quilts and other items that our members donate through Community Quilts.

Visiting Nurse and Hospice Care is a vast organization founded by women 106 years ago; VNHC (for short) in Santa Barbara serves more than 15,000 clients per year. If you need to borrow a wheelchair or have intravenous treatment at home, VNHC comes to your aid with their Loan Closet and Home Health Care, and their services go on and on from there: check it out at www.vnhcsb.org.

Our quilts go to the Hospice part of the organization, which includes Serenity House. Social workers assess each client's needs, looking for ways to enhance the last part of their lives. Perhaps music? Or a therapy dog? Or ... a quilt! The quilts we provide get matched to the clients based on what the social worker has learned about each of their lives: what they've done, what they enjoy, and what they need. Each of our quilts is "perfect" for someone: the right color, the right theme, the right size, the right weight for keeping a particular client warm and happy.

When the color scheme of a quilt happens to be red, white and blue, something even more special happens: a veteran gets "pinned" in a ceremony coordinated with the client's family. A volunteer who has spent time getting to know the veteran conducts the ceremony. The veteran receives a certificate of appreciation for their military service and a rubber ducky in a uniform. Then the veteran gets "pinned" with a flag pin, and their new flag-colored quilt is unfurled. You can see photos of these ceremonies on our website (or that of VNHC) and see for yourself the pride and honor of these occasions. They bring tears to my eyes and make me rush to my stash of red, white and blues.

One veteran we were told about, Jack, is so proud of his quilt that he has his bed made first thing in the morning, spread with his quilt. When visitors come, regardless of whom they come to see, they must first pay a visit to Jack's room where he shows off his quilt, tell them how wonderful it is, and displays our label so they know where the quilt came from. Isn't that enough to prove what a difference one quilt can make?

Our Challenge this year includes the requirement of a heart in the design. While the size requirement is a little small for a donation quilt, the logo for Visiting Nurse & Hospice Care includes a heart – how about making a larger version of your entry for VNHC? If hearts are a theme you especially enjoy, you'll be swamped with inspiration – so don't stop at one idea, make up a few more for donation to VNHC! And if your heart feels appreciation for a dying veteran, make your heart quilts in red, white and blue.

-Carol Barringer, Community Quilts

WONKY STAR

February 2015 | Block of the Month
Coastal Quilters Guild

This lively, wonky star is based on the Parisian Star design by Leanne Cohen.

FABRICS & CUTTING

Kona white background - provided at January meeting

Showcase print for center

Four prints in same color family as showcase print for star points

White fabric:

Cut 8 squares 4-1/2" x 4-1/2"

Showcase center fabric:

Cut 1 square 4-1/2" x 4-1/2"

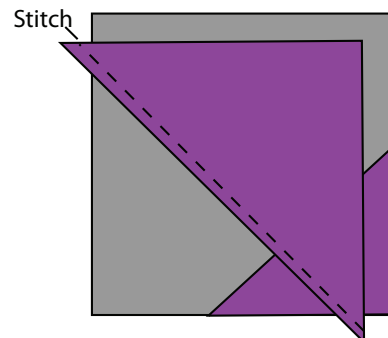
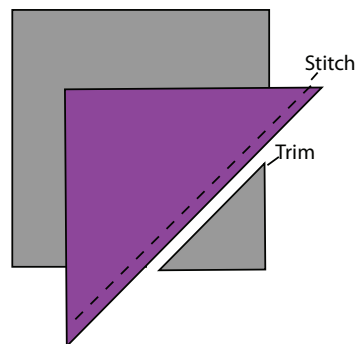

Star points (4 different fabrics in same colorway):

Cut 1 square 5" x 5" from each color. Cut each square in half on the diagonal.

CONSTRUCTION

Use 1/4" seam allowances.

1. With right sides together, somewhat randomly place a star point triangle on the right side of a background square. Make sure the ends of the star point extend beyond the sides of the background square. Flip open to audition how the point will look once sewn. Sew along the long edge of the triangle and trim any excess background fabric, leaving a 1/4" seam allowance. Open the star point and press. Trim unit to 4-1/2" x 4-1/2".
2. With the right sides together, add a star point triangle to an adjacent corner of the white background square in the same fabric used in Step 1. Sew along the long edge of the triangle, trim the background, and press open. Trim the star point unit again to 4-1/2" x 4-1/2".
3. Repeat Steps 1 & 2 to make 4 star point units.
4. Assemble block and trim to 12-1/2" x 12-1/2".



Quilting Resources

Art & Jenny 's Sewing Machine Center

Authorized Janome Dealer - Service
of most brands. Sewing supplies only,
no fabric for sale
2124 E. Thompson Blvd.
Ventura, CA 93001-2725
805.643.8536

The Creation Station

Fabric & Quilt Shop
Classes, Retreats and Online Shopping
Dawn and Patrick Farrier, owners
Large selection of cotton solids/prints
and flannels.
Authorized Janome dealer.
252 East Hwy 246, Unit A
Buellton, CA 93427
www.thecreationstation.com
805.693.0174

Marty Frolli: White Daisy Quilts

Edge to edge machine quilting service.
Many pantograph designs available.
mafrolli@cox.net 805 968-4781

Ranell Hansen

Around The Block Quilting Studio
Custom Machine Quilting
Quilting and Sewing Classes
LLENAR.NESNAH@gmail.com
805.684.7042

Cathe Hedrick

Santa Barbara Quilting Retreats
P.O. Box 91429
Santa Barbara, CA 93190-1429
www.santabarbaraquiltingretreats.com
805.899.3947

Grant House Sewing Machine

New Hours: Tuesday - Friday 10-5:30
Saturday: 10-1
336 E. Cota St., Suite B,
Santa Barbara, CA
www.granhousesewingmachines.com
ghsewingmachines@gmail.com
805.962.0929

Nancy King

Santa Barbara Custom Quilting
Many designs to finish your quilts
beautifully. Large quilts, small quilts,
get them done! Prompt turnaround.
www.sbcustomquilting.com
(cell) 805.252.3811 (studio) 805.687.2063

Quilt Ventura

Stash Card & Classes
4572 Telephone, Ste. 908
Ventura, CA 93003
www.quiltventura.com
805.658.9800

Judy Rys designs

Hand Dyed Fabric, Silk Scarves, Photo
Note Cards, Fiber Art Postcards
Shop: www.etsy.com/shop/JudyRysde-
signs
Blog: www.judyrys.blogspot.com
805-698-3128

Roxanne's A Wish and A Dream

A whimsical store filled with everything for
quilting, knitting, needlework and gifts.
Not only will you find fabrics, books, yarns
and classes, you will have experience in
artful living.
919 Maple Ave., Carpinteria, CA 93013
Roxannequilts.com
805.566.1250

January Birthdays

Birthday wishes go out to the
following members:

Ana Sullivan*	Dec 5
Patty Latourell	Jan 1
Marilyn Martin	Jan 3
Gretchen Beckert	Jan 3
Mary Ballard	Jan 3
Diane Haley	Jan 4
Nettie Graham	Jan 5
Jan Inouye	Jan 7
Lynn Manchester	Jan 8
Bee Saunders	Jan 10
Debbie Breyman	Jan 12
Mary Nelson-Perry	Jan 14
Linda Bird	Jan 16
Ann Matson	Jan 20
Patti Hunter	Jan 20
Susan F McIntosh*	Jan 20
Gail Tinsley	Jan 23
Nancy Bauerle	Jan 23
Kathryn Draine	Jan 24
Lesley Fagan	Jan 24
Melissa Frolli	Jan 27
Jan Kopf	Jan 28
Bryan Matson	Jan 29
Pat Masterson	Jan 30

* New members



Marie Couste of Van Nuys, California, winner of the O' Christmas Tree Opportunity Quilt. Marie bought a ticket at our Quilt Show when she visited with her granddaughter, Megan (pictured too), in September. She wrote: "Thank you, thank you, and thank you. It is so gorgeous and a carrying case too. Thank you again."

Coastal Quilters Guild, Inc

P.O. Box 6341
Santa Barbara, CA 93160

CHANGE SERVICE REQUESTED

Coastal Quilters Guild Inc
<http://www.coastalquilters.org>

Coastal Quilters Guild of Santa Barbara and Goleta is a non-profit, educational and charitable organization. The purpose of the guild is to educate its members about the history and preservation of the art form of quilting and its related topics; to learn new techniques and improve skills; and to inform the community at large about our quilt making heritage.

Coast Lines Newsletter

This is a monthly publication. Send articles to the editor: *Mary Ballard, m.ballard103@gmail.com* or PO Box 2135, Santa Barbara, CA 93120.

Guild meetings are held on the second
Thursday of each month at:

St. Andrew's Presbyterian Church
4575 Ahay, Santa Barbara, CA

This Month's Meeting

January 8, 2015 7:00 p.m.

(Doors open at 6:30 p.m.)

Next Month's Meeting

February 12, 2015 7:00 p.m.

Please carpool, parking is somewhat limited.