

COAST LINES

NEWSLETTER FOR COASTAL QUILTERS OF SANTA BARBARA

Volume 27, Number 7, January 2016

This Month:

January 14

Meeting 7:00 pm
(doors open at 6:30 pm)

- » Wear name tag!
- » Bring
 - » *Show & Tell*
 - » *BOM*
 - » *Community Quilts*
 - » *\$ for door prizes*
(*& address labels*)
- » Turn in completed community quilts
- » Return library books
- » Treasure table

Refreshments

Suggested volunteers
Jan. & Feb. birthdays
(*see page 4*)



Board Meeting
January 23

Newsletter Deadline

SUNDAY
January 24

Newsletter
articles due for
February edition

Send to: *Coastlines Editor*
cqgeditor@gmail.com

January Meeting Program



January 14

Sandra Bruce

"Material Matrix & The Paths Taken"

This is a presentation using images and quilts to show Sandra's background, work, and an overview of her process called "Material Matrix, and how it all comes together using color, design, composition, and serendipity.


Sandra Bruce worked as an illustrator and letterer, before she developed her own quilting business in 2010.

She now quilts for others, as well as teaching quilting. She got hooked on quilting in the 1990's, and in time developed her unique method she calls "material matrix," which she will be sharing with us in her January speech and workshop. Sandra will show us how she uses a photographic image, turning the photograph into a grid, and then using a variety of fabric prints and solids to create a loose representational quilt.

Friday January 15

Material Matrix: Sew Ready


This is a six-hour class where students use a provided photo to experience and learn the "Material Matrix" process. Some of the points covered are: choosing the right photo, how to interpret a photo using a grid, value and color, curved piecing, using a mix of prints and solids, and ideas about quilting your project. The goal is to have each student leave the class confident enough to finish the quilt (approximately 18" x 20") and go on to do more complicated images.



\$3 Materials Fee (includes printed materials, color copy, and shared fabric)

Supply List: Will be provided to you when you register and pay for the workshop.

<http://www.sandrabruce.com/1/home.html>



From the President's Desk

I want to thank Julie Mock and her team for a wonderful Holiday party. I sure had a good time and I hope all of you did too.

2016 is right around the corner and it is time for thinking about those New Year's Resolutions. Since I am not so good about keeping mine, I will probably just think about resolutions. I will make a list of what I want to do with quilting instead. I know I am going to road to California on the bus. I know I will be very busy with our quilt show: Harvest of Colors. I hope to reduce my stack of UFOs and do another level of organization in my quilting studio.

We have an exciting list of speakers lined up for 2016 and I hope you are looking forward to hearing them as much as I am. It is such a good time to be part of our great guild. I appreciate your ongoing support and I hope you are thinking about how you can contribute to our guild in the elections for officers coming up in May.

Thanks,

Bonnie Epperson, President

Elections for 2016-2017 Guild Officers

Please consider your role in the Guild in this New Year! I am recruiting for the 2016-2017 CQG Board. Our Guild only runs as well as the people who are willing to put in their time and creativity to make things happen. If you are interested in being nominated for one of the Board positions, please email me at quiltnut@aol.com.

Sue Orfila, Parliamentarian

Acknowledging Donations

Letters from the Guild acknowledging donations for tax purposes will be available when you check-in at the January meeting. If you are not at the January meeting, it will be mailed to you.

Sue Kadner

Library

The library will reopen for the January meeting. If you have books due or want to renew them stop by the library table. New books added to the stash are "Easy Grid Quilts" by Karen Fisher, "Away from Home: Quilts inspired by the Lowell Factory Girls" by Nancy and Oliver Rink, "Creative Sewing Techniques by Machine" by Nancy Fiedler and "The Art Quilt Sourcebook".

Thanks, Kathy, Pam and Michelle

Refreshments

Coming for January, snowflakes are in and since you all have a new skill from last meeting, bring a hand-made snowflake and win a prize.

And if your birthday falls in January or February, please bring something white to eat but as always everything works, perhaps we do not have snow, but this might encourage RAIN...

Happy New Year to all...

Marian Jones

Coastal Quilt Guild 2015 - 2016 Board and Committee Chairs

BOARD

President: Bonnie Epperson

Vice President, Programs: Julie Mock

Treasurer: Margaret Dear

Recording Secretary: Carole Kennedy

Corresponding Secretary:
Shirley Morrison

Workshop Coordinators: Suzy Pelovsky,
Barbara MacCallum, Edalee Keehn

Speaker Liaisons: Patti Hunter, Mary Ringer

Membership: Sue Kadner

Parliamentarian: Sue Orfila

Public Relations: Rosana Swing

COMMITTEES

2016 Quilt Show: Irelle Beatie, Bonnie Epperson

2016 Challenge: Irelle Beatie, Lou Ann Smith, Bee Saunders

Block of the Month: The Blockheads
Satellite Group

Community Quilts: Carol Barringer

Door Prizes: Jean McCaffrey, Barb Postma

Library: Pam Holst, Kathy Piasecki, Michele Garbarino

Membership Assistant: Becky Gallup

Newsletter Distribution: Naomi Hicks,
Mary Ringer

Newsletter Editor: Bee Saunders

Newsletter Layout: Paige Moore

Opportunity Ticket Sale: Toni Percival,
Marilyn Martin

Opportunity Quilt: Rosana Swing

Refreshments: Marian Jones

Satellite Group Coordinator: Pauline
Heather

Sunshine & Welcome: Dee Johnson,
Barbara Runyun, Nola Ferguson,
Arla Wadell

Webmaster: Bonnie Barber

SCCQG Representative: Dee Angus

Future Programs



February 11 **Cynthia England** **"Creating a Pictorial Quilt"**

An entertaining digital presentation showing the process of making pictorial quilts using Cynthia's "Picture-piecing" technique. Enlarging the design, fabric selection, and organiza-

tional methods are discussed in detail. A question and answer session will follow.

Friday February 12 **Small Landscape Class**

Her most popular class... choose from two small landscapes: Wine Country or Down the Road. Both are approx. 19" X 17". No tracing involved; templates are preprinted onto freezer paper. Fabric selection, organizational skills and construction methods will be addressed in class. Sewing machines and irons required. Kit fee: \$35 (Required)



Thursday March 10 **Cathie Hoover** **"Retrospective Trunk Show"**

"A truly moo-ving experience. Utilizing Holstein cows in my designs was a natural for me even before moving to Moo-desto.

The graphic black and white patterns on these cows and their gentle nature appeal to me."



Friday March 11 **Make a Wild & Crazy Quilt** **with Curves**



Bring dots, stripes, and a large scale print to make this crazy quilt. Add blender fabrics in the colors found in the large-scale print (in light, medium and dark values). This block has both curves and straight, diagonal pieces, creating movement not

found in traditional blocks. Embellish both blocks and finished top in rickrack, lace, braids and/or decorative machine stitching and fancy threads. Each student's fabric palette is evaluated and suggestions are made for maximum design impact.

Supply list: available on our website

EVENTS AROUND CALIFORNIA

QuiltCon West, presented by the Modern Quilt Guild

Vendors, Opportunity Quilt Drawing & over 300 quilts on display.

Thursday 18th - Sunday 21st February 2016

Pasadena Convention Center, 300 East Green St.

Pasadena, CA 91101

See the website for more details, registration guidelines and prices: <http://quiltconwest.com/>

QuiltCon is the international conference and show by and for The Modern Quilt Guild. The biggest modern quilting event of its kind, QuiltCon features top modern quilting instructors and will attract attendees from around the world. QuiltCon is open to anyone who is interested in modern quilting! It includes a juried modern quilt show, vendors, lectures, workshops from top modern quilters, and more.

Community Quilts - And Onward Ho! into 2016

Barbara Perkins, CEO and co-founder of American Charities, didn't really know what to expect from Coastal Quilters Guild. She thought she'd set a stack of pillowcases on the backseat of her truck when she met us for the delivery. She didn't realize that we have members who made six, eight, a dozen pillowcases – or more!

Luckily, she had a box, a big box, which we filled to the brim with 50 Christmas stockings and 171 pillowcases. The overflow went into the truck's back seat. Again and again, she expressed her excitement and gratitude: "Please convey to the wonderful ladies who took the time to make these how very thankful we are for their generosity and talent. The children will love them!"

The pillowcases, stockings and the box full of toys donated at the December meeting go to the Santa Barbara County Children's Services, and from there the social workers distribute gifts to the children.

This delivery wraps up our work for 2015. During the past six months, we've also made and donated 100 Christmas stockings for CALM and more than 100 Hospice and Veterans' Quilts for Visiting Nurses and Hospice Care. Wow! What a lot of hard work, caring, and generosity from our Guild members, flowing out into the world, touching lives, making hard times a bit easier – doing more good than we can possibly know. As we reflect on the work we have done, let us resolve to continue our commitment into the new year.

Up next: Children's quilts for CALM. What fun! At the January meeting, we'll have kits available at the Community Quilts table – but not a great many, because we've lacked juvenile fabrics to make them. Come by the table for a kit while they last! And please check your stash for juvenile fabrics to donate.

Finally, let me offer my own profound gratitude for your support of Community Quilts. Happy quilting in the new year!

Carol Barringer

The membership directory is provided to facilitate guild business. It is issued only to Coastal Quilters Guild members for their personal convenience. Other uses must be approved by the Coastal Quilters Guild Board of Directors.

Coast Lines is published monthly by:
Coastal Quilters of Santa Barbara, Inc.
P.O. Box 6341, Santa Barbara, CA 93160
<http://www.coastalquilters.org>
Subscriptions are free to members.

2016 Challenge - Games People Play!

For next year's Challenge, we are asking you to make a quilt inspired by games. But it can be absolutely any game you like, for example:

- board games (Monopoly, Scrabble, Shutes and Ladders, or Chess)
- card games (blackjack, hearts, solitaire or bridge)
- video or arcade games (Pacman, Super Mario or Candy Crush)
- sports (American football, soccer or basketball)
- even mind games...

There are a lot of places to go with this one, and you can be as literal (or not!) as you like!

In a change from previous years, we are setting a specific size requirement.


All quilts entered must measure 24 inches square.

Apart from that, there are very few rules:

- Only 1 entry per member
- Each entry must be labeled
- It must have a 2" - 4" hanging sleeve
- Each entry must be submitted in a labeled pillowcase and accompanied by a completed entry form (these will be available nearer the time)

The Challenge quilts will be presented at the May guild meeting, and therefore entries will be collected at the April meeting.

Irelle Beatie, Lou Ann Smith and Bee Saunders



Minecraft Creeper
quilt by Bee Saunders

Road to California Quilt Show

We will be heading to the Ontario Convention Center for the Road to California Quilt Show on Saturday, January 23 2016.

The first pick-up location will be at the Goleta Airbus headquarters, 750 Technology Drive at 7am.

The second pick-up location will be St. Andrew's Presbyterian Church, 4575 Auhay Drive at 7:15am.

The third pick-up will be at IHOP parking lot near the Union Bank, 1114 Casitas Pass Road in Carpinteria at 7:50am.



Thank You!

I want to say a big *THANK YOU* to all who helped make last month's party a delightful evening!

The Loose Threads showed up in force and magically transformed the tables into dining oases. President Bonnie emceed our meeting, which ran smoothly and even ahead of time, which meant that our excellent speakers, Dawn Ferrier, Dee Angus, and Roxanne Barbieri were each able to speak for a little longer than planned. And that was good, because they had so many beautiful projects and holiday decorating tips to share. Thanks to our speakers for door prizes, discount cards and care packages prepared for our members from their respective shops.

Suzy Pelovsky led the Make 'n' Take ornament project with her usual skill and good cheer, while Dee Johnson, Edalee Keehn and Barb MacCallum helped those who needed it. SIA members sewed the fabric circles used in the project.

Cathe Hedrick and Darilyn Kisch worked the crowd to sell door prize tickets and man the Toy Drive box. Thanks to all those who brought gifts to donate. By now, Carol Barringer and Bonnie Epperson will have presented them to the American Charities Foundation, along with quilts from our Community Quilts committee. Sue Kadner stepped in to help throughout the night wherever needed. Marian Jones took care of the potluck detail, including the clean-up. She had help in this from Patty Six, Mary Ringer, Patti Hunter and many others, getting us out of the church and on our way home in record time! Mary and Patti came early and stayed late, making sure our speakers had what they needed and helping out wherever they could.

Please forgive me if you helped and were not acknowledged here - the generosity of spirit was most impressive and most appreciated!

Julie Mock, VP Programs

Quilt Show News

And the countdown begins! Three months to advise if you are interested in submitting a small quilt for our special exhibit, 6 months to complete your small quilt to the jury for the special Santa Barbara County exhibit and 7 months to complete your quilt show entry quilts. Let's get started!

The Call for Entries for the Special Exhibit inspired by Santa Barbara County will be available on the website by the end of January. Please feel free to notify all of your quilting friends that live in the Tri-counties about this special exhibit. Anyone living in San Luis Obispo, Santa Barbara or Ventura counties can submit a quilt for this exhibit. Our inspiration of Santa Barbara County offers a wealth of topics to explore. Please start those creative juices flowing so you can participate in this juried special exhibit. More details will follow. We DO know that the size will be 24" by 30" and can be oriented either horizontally or vertically.

If you are interested in a committee chair position for Education – Demonstrations; Quilt Take Down; or Volunteer Coordinator – please let me know. We also need assistants for several of the chairs. The quilt show depends on volunteers to make it a success. Please consider where you are willing to donate your time and efforts.

If you have any questions, comments or suggestions, please let me know. This is the GUILD show and we want to make it the best ever so your input is always appreciated.

569-3930, irellebeatie@cox.net

Irelle Beatie, Harvest of Colors Chairperson

Please update your membership information when you change your address, phone, e-mail, etc. by contacting Sue Kadner at cqg4email@cox.net.

Block of the Month by:
The Blockheads, a CQG satellite group

FEBRUARY BLOCK OF THE MONTH: “FIRE AND RAIN,” BY GWEN WAGY

Remember how hot it was in September and October? Here’s hoping you’ll make this block on a rainy day, cozy inside. Enjoy the contrast of the bright colors against the grey sky.

Fire (center): red, orange, or yellow mixed prints

Cut one 4½” x 4½” square, or
two 2½” x 4½” rectangles, or
four 2½” x 2½” squares, or
one 2½” x 4½” rectangle and two 2½” x 2½” squares.

White (frame): solid white or white-on-white fabric

Cut two 1½” x 4½” strips and two 1½” x 6½” strips.

Rain (border): choose one or two medium blue prints: royal, cobalt, or deep turquoise

Cut one 2½” by 6½” strip and one 2½” x 8½” strip.

Using quarter-inch seams throughout the block, sew the fire fabrics into a square.

Sew the white strips onto the square. Sew the short strips first, on opposite sides, pressing away from the white.

Sew the rain strips onto two adjoining edges, shorter one first. Again, press away from the white.

Your block should finish 8½” square.



These blocks can be set several different ways. I can’t wait to see what the lucky winner will come up with!

Quilting Resources

Art & Jenny's Sewing Machine Center

Authorized Janome Dealer - Service of most brands. Sewing supplies only, no fabric for sale
2124 E. Thompson Blvd.
Ventura, CA 93001-2725
805.643.8536

The Creation Station

Fabric & Quilt Shop

Classes, Retreats and Online Shopping
Dawn and Patrick Farrier, owners
Large selection of cotton solids/prints and flannels.
Authorized Janome dealer.
252 East Hwy 246, Unit A
Buellton, CA 93427
www.thecreationstation.com
805.693.0174

Ranell Hansen

Around The Block Quilting Studio

Custom Machine Quilting
Quilting and Sewing Classes
LLENAR.NESNAH@gmail.com
805.684.7042

Cathe Hedrick

Santa Barbara Quilting Retreats

P.O. Box 91429
Santa Barbara, CA 93190-1429
www.santabarbaraquiltingretreats.com
805.899.3947

Grant House Sewing Machine

New Hours: Tuesday - Friday 10-5:30
Saturday: 10-1
336 E. Cota St., Suite B,
Santa Barbara, CA
www.granthousesewingmachines.com
ghsewingmachines@gmail.com
805.962.0929

Nancy King

Santa Barbara Custom Quilting

Many designs to finish your quilts beautifully. Large quilts, small quilts, get them done! Prompt turnaround.
www.sbcustomquilting.com
805.687.2063

Quilt Ventura

Stash Card & Classes
4572 Telephone, Ste. 908
Ventura, CA 93003
www.quiltventura.com
805.658.9800

Roxanne's A Wish and A Dream

A whimsical store filled with everything for quilting, knitting, needlework and gifts. Not only will you find fabrics, books, yarns and classes, you will have experience in artful living.
919 Maple Ave., Carpinteria, CA 93013
Roxannequilts.com
805.566.1250

January Birthdays

Birthday wishes go out to the following members:

Patty Latourell	Jan 01
Marilyn Martin	Jan 02
Gretchen Beckert	Jan 03
Mary Ballard	Jan 03
Diane Haley	Jan 04
Nettie Graham	Jan 05
Dorothy Luddington	Jan 05
Jan Inouye	Jan 07
Lynn Manchester	Jan 08
Bee Saunders	Jan 10
Debbie Breyman	Jan 12
Linda Bird	Jan 16
Patti Hunter	Jan 20
Nancy Bauerle	Jan 23
Gail Tinsley	Jan 23
Lesley Fagan	Jan 24
Kathryn Draine	Jan 24
Melissa Frolli	Jan 27
Jan Kopf	Jan 28
Pat Masterson	Jan 30

* New members

Coastal Quilters Guild, Inc

P.O. Box 6341
Santa Barbara, CA 93160

CHANGE SERVICE REQUESTED

Coastal Quilters Guild Inc
<http://www.coastalquilters.org>

Coastal Quilters Guild of Santa Barbara and Goleta is a non-profit, educational and charitable organization. The purpose of the guild is to educate its members about the history and preservation of the art form of quilting and its related topics; to learn new techniques and improve skills; and to inform the community at large about our quilt making heritage.

Guild meetings are held on the second
Thursday of each month at:
St. Andrew's Presbyterian Church
4575 Auhay, Santa Barbara, CA

This Month's Meeting
January 14, 2016
Doors open at 6:30pm
Meeting at 7:00pm

Next Month's Meeting
February 11, 2016 7:00pm

Coast Lines Newsletter

This is a monthly publication. Send articles to the editor: cqgeditor@gmail.com or PO Box 2135, Santa Barbara, CA 93120.