

CELEBRATING OUR 10TH BIENNIAL

## Harvest of Colors

A Members' Showcase

## Quilt Show

SEPTEMBER 17 & 18, 2016  
10AM - 5PM

EARL WARREN SHOWGROUNDS  
SANTA BARBARA, CALIFORNIA

Featured Exhibit Inspired by  
Santa Barbara County

[WWW.COASTALQUILTERS.ORG](http://WWW.COASTALQUILTERS.ORG)

## IT'S SHOW TIME!

It is just a couple of weeks until our awesome **Harvest of Colors Quilt Show**. The Santa Barbara County special exhibit is going to be amazing. We will be showcasing the wonderful creativity of our members and I hope you are excited to see all of the beautiful quilts on display. You will be contacted by the acquisition team about where to deliver your quilt in the week or so prior to the show. We must have all the quilts by September 8th.

We still have a few volunteer positions available. Please do your part in making our show a success. We need EVERYONE to participate in some way.

Please be generous with your time, as the show needs you. Please support our vendors at the show and don't forget to check out the wonderful hand-crafted items in the boutique.

Thank you to all of the committee chairs that have already devoted many hours to the planning of the quilt show. We are in the home stretch with just a few weeks to go.

**Irelle Beatie**, *HOC Chairman* 569-3930 - [irellebeatie@cox.net](mailto:irellebeatie@cox.net)

*See page 7 for Timetable and more information*



Please update your membership information when you change your address, phone, or e-mail, etc. by contacting the Guild at [cqinfo@gmail.com](mailto:cqinfo@gmail.com)

## President's Message

Every quilt tells a story. The June / July 2015 issue of Quilters' Newsletter published an article about Chilean Arpilleras. Arpillera means burlap. But in the Chilean context it refers to an applique/embroidered small quilt. These small quilts tell anonymous stories of oppression during civil unrest in 1973. Today Chilean women still make these small quilts. I own such a quilt made by a single pregnant girl, and another one from China, prior to opening of their borders. From the beginning of time there have been quilts made which tell a story of war, oppression, injustice, honor, bereavement and love. What do you think the quilts in our quilt show will be saying? Take the time and read their stories. If the quilter is around ask her/him to describe their journey.

Just a few more days until the big event. Have you let your family and friends know that you have a quilt in the show? Be proud and share your talents with them. Encourage them to buy a ticket and remember every dollar helps with the coming year's expenses.

**Linda Boynton De Sepulveda**  
alshaven@aol.com



### Door Prize Winners:

**Nancy Ponce** and **Ursula Dial**. The mystery prize went to **Melissa Frolli**. We are planning on having more mystery baskets as often as possible.

### Directors

**President**  
**VP Programs**  
**Treasurer**  
**Recording Secretary**  
**Corresponding Secretary**  
**Speaker Liaison**  
**Workshop Coordinators**

**Parliamentarian**  
**Membership**  
**Public Relations**

**Standing**  
**2016 HOC Quilt Show**  
**2018 HOC Quilt Show**  
**Block of the Bonth**

**Challenge**  
**Coastlines Distribution**

**Coastlines Editor**  
**Coastlines Layout**  
**Community Quilts**  
**Door Prizes**

**Librarians**


**Opportunity Quilt**  
**Opportunity Quilt Tickets**  
**Refreshments**  
**Satellite Group Coordinator**  
**SCCQG Representative**  
**Sunshine**  
**Webmaster**  
**Welcome**

### BOARD

Linda Boynton de Sepulveda  
Karen Pickford  
Margaret Dear  
Carole Kennedy  
Carol Barringer  
Mary Maxwell  
Francine Smith  
Linda Bird  
Shirley Morrison  
Sue Orfila  
Bonnie Epperson  
Sue Kadner

### COMMITTEES

Irelle Beatie  
Bonnie Epperson  
Marty Frolli  
Rochelle Schneider  
Kika Hutchings  
Ranell Hansen  
Mary Ringer  
Naomi Hicks  
Paulina Heather  
Norah McMeeking  
Carol Barringer  
Elizabeth Jenquin  
Linda Kriss  
Diane Moore  
Pam Holst  
Michelle Garbarino  
Kathy Piasecki  
Carol Fay  
**VACANT**  
**VACANT**  
Darilyn Kisch  
Linda Boynton de Sepulveda  
Dee Johnson  
Bonnie Barber  
Dee Johnson  
Nola Ferguson



**Monthly Meeting**, 2nd Thursday, 7 pm  
St. Andrew's Presbyterian Church  
4575 Auhay, SB, CA 93110

**Board Meeting**, 3rd Thursday, 6:30 pm  
Maravilla Craft Room,  
5486 Calle Real, SB 93111

**Workshops** as Scheduled  
Goleta Valley Community Center  
5679 Hollister, Goleta, CA 93117

**Coastal Quilters Guild, Inc.**  
PO Box 6341, SB, CA 93160  
www.coastalquilters.org  
cqginfo@gmail.com




## September Speaker is a Familiar and Most Welcome Face!

Our own **Ranell Hansen** will be our speaker in September. Her presentation is entitled "Evolving as a Quilt Artist." We always learn a great deal when Ranell joins us! Many of us have taken her adult ed classes, worked with her on "long-arming" our quilts, and enjoyed touring her studio in Carpinteria. All Guild members have benefited from her myriad contributions to our group over the years--she's always willing to step in and lend a hand, and a smile, wherever needed.

Her quilts have been included in prestigious exhibitions including the National Quilt Festival, Road to California, and the Pacific International Quilt Festival. She exhibits locally with Fiber Visions and is also a member of Studio Art Quilt Associates.

Come and hear what promises to be an inspiring, informative and very entertaining talk and learn more about this special CQG member.

There will be no workshop for September.



## October Speaker & Workshop



**Kim Fauth** has designed a process for making interchangeable quilt blocks called the ABCD Quilting Process. For our October meeting she will share some of the many quilts she has made using this process. The workshop the next day will consist of learning how to make the 32 blocks and fit them together in an infinite number ways to make a wonderful quilt. No paper piecing, special rulers or templates are required. A book will be available, but not necessary for the workshop.

# Coastal Quilters Guild, Inc

## Balance Sheet

As of June 30, 2016

| ASSETS                       | Total              |
|------------------------------|--------------------|
| Current Assets               |                    |
| Bank Accounts                |                    |
| Checking - CommWest #xxxx979 | 14,334.90          |
| Checking - SBBT #1024        | 0.00               |
| Money Mkt - SBBT #700        | 0.00               |
| Total Bank Accounts          | \$14,334.9         |
| Other current assets         |                    |
| CD-119804-CommWest           | 0.00               |
| CD-120100-Comm West Bank     | 6,101.68           |
| CD-124100-Comm West Bank     | 7,238.76           |
| Total Other current assets   | \$13,340.44        |
| Total Current Assets         | \$27,675.34        |
| <b>TOTAL ASSETS</b>          | <b>\$27,675.34</b> |

## LIABILITIES & EQUITY

|                                     |                    |
|-------------------------------------|--------------------|
| Total Liabilities                   |                    |
| Equity                              |                    |
| Opening Balance Equity              | 0.00               |
| Restricted Funds                    | 4,809.80           |
| Unrestricted Net Assets             | 17,104.35          |
| Net Income                          | 5,761.19           |
| Total Equity                        | \$27,675.34        |
| <b>TOTAL LIABILITIES AND EQUITY</b> | <b>\$27,675.34</b> |

Margaret Dear, *Treasurer*


## BOOK REPORT

Thanks to all of you who have been supporting the library book sale. We just received several more boxes of donated quilt books. Some will go into the crates of books to be check-out and others will go into the sale crates. Please come browse through them at the next guild meeting.



Pam, Kathy and Michelle, *CQG Librarians*

## Unity Shoppe Dolly Bed Quilts



Community Quilts is now focused on making the doll cradle quilts and bedding sets for Unity Shoppe. The wood shop folks increased the number of doll cradles this year to 175 wooden cradles, which are now being painted by local artists. The Unity Shoppe depends on the Guild to create the bedding for these lovingly hand-crafted and hand-painted cradles. We are about halfway there, with about 80 finished sets. We gave out 50 kits at the August meeting. If every kit is finished and turned in, we'll have 130 sets, leaving us just 45 short of our goal. So I urge you to please complete your kit if you took one and then come get another one at the September meeting. What good is a doll bed without bedding?

Instructions can be downloaded from our website. They take only a few hours to complete, and truly, the second one is even easier than the first, and they get even quicker and easier after that.

We are, of course, still accepting quilts for CALM, veterans and Hospice. We are about 20 quilts short of the 100 that CALM requested, and the need for veterans' and Hospice quilts is on-going. We are also just two lap-size quilts short of making a delivery to Sarah House. Look on our website for more information about all these organizations that are so worthy of our time and effort.

As always, thank you for your support of Community Quilts. Together, we make such a difference in our community!

Carol Barringer, *Community Quilts*



## SEPTEMBER Birthdays

|   |                    |    |                  |    |                |
|---|--------------------|----|------------------|----|----------------|
| 2 | Janis S. Meloy     | 12 | Karen Bunker     | 23 | JoAnn Dovgin   |
| 3 | Julie Sommers      | 16 | Robb Manchester* | 23 | Adela LaBand   |
| 4 | Rochelle Schneider | 19 | Yvette Torres    | 27 | Mary Weaver    |
| 5 | Doris Gilman       | 21 | Marian Jones     | 27 | Cynthia Manzer |
| 5 | Lea Williams       | 21 | Barbara Paulsen  | 28 | Marie Butcher  |
| 7 | Eileen Tufenkian   | 23 | Amy Johnson      |    | * new member   |



# SCCQG, Events Around California

September 10th & 11th

## **Quilter's Etc. Quilt Show**

Anderson Recreation Center  
125 W Walnut Avenue, Lompoc, CA

September 17th & 18th

## **Harvest of Colors Quilt Show**

Coastal Quilters Guild  
of Santa Barbara and Goleta  
Earl Warren Showgrounds  
Santa Barbara, CA

September 17th & 18th

## **Simi Valley Quilt Guild Quilt Show**

"Yesterday, Today, Tomorrow (Not Your  
Grandmother's Quilts)"  
Simi Valley Rancho Recreation Center  
5005 E Los Angeles Avenue,  
Simi Valley, CA

September 29th & 30th

## **NCQA Quilt Show**

Elks Club, Escondido

October 6th, 7th & 8th

## **Quiltfest Oasis Quilt Show**

Palm Springs, CA

October 7th & 8th

## **Los Angeles County Quilters Guild Quilt Show**

Greek Orthodox Church of Long Beach  
5701 East Colorado Street, Long Beach, CA

October 8th & 9th

## **Mountain Quilters of Idyllwild Quilt Show**

Buckhorn Camp, CA

October 13th-16th

## **Pacific International Quilt Festival**

Santa Clara Convention Center  
5001 Great America Parkway,  
Santa Clara, CA 95054



## **Quilt Raffle Benefits Alzheimers Association**

We ask a donation of \$5 for a single ticket or 5 tickets for \$20; a portion of the earnings will benefit the local support group in Carpinteria, the rest will go to the national organization. Visit [darkcatpress@yahoo.com](mailto:darkcatpress@yahoo.com) for tickets. The drawing will be held December 15, 2016. For information, contact Nola Ferguson (684-5665), Ranell Hansen (684-7042 or [llear.nesnah@gmail.com](mailto:llear.nesnah@gmail.com)) or Gail Tinsley (685-7222.)

## **Save the Date: New Satellite Groups Forming**



A meeting to sign up new satellite groups will be held on **Tuesday, Oct. 18th at 6:30pm.** Location to be announced.

All members welcome! New members are especially encouraged to attend.

Look for more reminders and information in future newsletters and e-blasts.

**Darilyn Kisch, Satellite Coordinator**



## Coming in November

**Kristin Otte**

### *"Life Lessons from 25 Years of Quilting"*

A Slide and Trunk Show cataloging Kristin's quilts and lessons learned along the way.

Workshop: November 11

### *Using Leftovers: A Selvedge Project*

Kristin shares her technique for making a small format (8.5" x 10") wall-hanging construction using selvedges. We'll discuss color choices, composition and new techniques. The project uses fusible interfacing and selvedges to make a unique small format collage piece. You may quilt it, or not, and finish to hang on the wall. A pattern and some supplies will be provided at a small cost. (tbd)



## Quilting Resources

Art & Jenny's Sewing Machine Center  
*Authorized Janome Dealer--Service of most brands,  
Sewing supplies only, no fabric for sale.*  
2124 E. Thompson Blvd. Ventura, CA 93001  
805-643-8536

The Creation Station  
**Fabric and Quilt Shop**  
*Large selection of cotton solids/prints/and flannels.  
Authorized Janome dealer.*  
252 East Hwy. 246, Unit A, Buellton, CA 93427  
www.thecreationstation.com  
805-693-0174

Ranell Hansen  
**Around the Block Quilting Studio**  
*Custom Machine Quilting, Quilting and Sewing Classes*  
LLENAR.NESNAH@gmail.com  
805-684-7042

Cathe Hedrick  
**Santa Barbara Quilting Retreats**  
P.O. Box 91429  
Santa Barbara, CA 93190-1429  
www.santabarbaraquiltingretreats.com  
805-899-3947

Grant House Sewing Machines  
*New Hours: Monday-Friday 10-5:30, Saturday 10-3*  
336 E. Cota St. Suite B, Santa Barbara, CA  
www.granthousesewingmachines.com  
ghsewingmachine@gmail.com  
805-962-0929

Nancy King  
**Santa Barbara Custom Quilting**  
*Many designs to finish your quilts beautifully. Large  
quilts, get them done! Prompt turnaround.*  
www.sbcustomquilting.com  
805-687-2063

Quilt Ventura  
**Stash Card & Classes**  
4572 Telephone, Suite 908  
Ventura, CA 93003  
www.quiltventure.com  
805-658-9800

Roxanne's A Wish & A Dream  
*A whimsical store filled with everything for quilting,  
knitting, needlework, and gifts. You'll find fabrics,  
books, yarns and classes, and fun!*  
919 Maple Ave., Carpinteria, CA 93013  
roxannequilts.com  
805-566-1250

Santa Maria Sewing Superstore, Inc  
127 E Main Street  
Santa Maria, CA 93454  
www.santamariasewing.com  
805-922-1784

Norah McMeeking  
*20% off my 5-star class "Precision Machine Piecing"*  
www.craftsy.com/ext/NorahMcMeeking\_168\_H  
Guild classes & Workshops:  
norah@bellabellaquilts.com



## Quilt Show Timetable & Information for Quilt Entries

**Aug. 29** Collectors begin contacting members to arrange for quilt collection

**Sept. 8** Final day for quilt collection

**Sept. 12** Judging Day

**Sept. 16** Quilt hanging day at Earl Warren Show grounds Rotunda

**Sept. 17-18** *HARVEST OF COLORS* Quilt Show

**Sept. 18** Quilt pick-up at Earl Warren (6pm-7pm)

### Information & Reminders for Quilt Show Entrants

So you've entered your quilt and you're looking forward to exhibiting at the quilt show. Congratulations! Around the end of August, you should be hearing from the Collector, to whom you will deliver your quilt at a mutually agreed-upon place, day and time. *About the Collectors:* Unless you have already made arrangements with me, please work with the Collector assigned to you. When all the quilts come into Earl Warren on the day before the show, they are checked in on either the "Judged Quilts" checklist or a separate "Non-judged" checklist for each Collector. It is a hectic time and not one where we want to take time to hunt down a quilt that's on a list but doesn't arrive with the others. We know these quilts are your babies. Please help us keep them safe and expedite the check-in and check-out process.

To make this process go smoothly and help insure the security of your quilt, please remember to do the

following to prepare it for entry into the show: (Unless you have indicated on your entry form that your quilt needs special handling and/or must be submitted in a different way.)

1. Attach a 4" hanging sleeve to the back top of the quilt. If the quilt is more than 80" long, please adjust the sleeve (or add a second sleeve) at 80"..

2. Please sew an identification label to the back in a lower corner of the quilt, stating at minimum the Quilter's Name and Quilt Title. If your quilt is being judged, cover this label by lightly basting a piece of cloth over the identification label. This will be removed by the Judging Committee before the quilt is hung at the show.

3. Please fold or roll your quilt and put it into a cloth bag or pillowcase. Safety-pin it closed and mark the top with your name and phone number using indelible ink. (Special Handling entries must include the same identification information on the outside of whatever container they're in.)

Even if your quilt is not being judged, please make every effort to remove loose threads, pet hair, and anything else that might negatively affect the appearance of your quilt. You would be surprised how many comments we receive from our quilt show judges about these unwanted "cling-ons."

Thank you!



## Block of the Month Is a Bountiful Harvest

At the August guild meeting, it was time for our photographer/historian to be photographed herself. **Carol Boyce** won 69 Framed Four Patch blocks in fruit and vegetable fabrics. Congratulations, Carol!


We look forward to seeing your wonderful quilt!

**Marty Frolli & Rochelle Schneider,**  
*Block of the Month Co-Chairs*



Northern Star  
12" Block

October 2016  
Coastal Quilters Guild  
Block of the Month



*It's the month of witches, goblins and ghouls.  
Dress up this block with black and orange. Use some Halloween prints, if you have them.*

**Cutting:**

*White or white on white print or white tiny Halloween print.*

Cut one 7-1/4" square.

Cut 4 (3-1/2") squares.

*Orange:*

Cut 4 (3-1/2") squares.

*Black:*

Cut one 7-1/4" square.

**Assembly**


1. Draw a line corner to corner on the 7-1/4" white square. This is the cutting line.

Draw a line 1/4" from the cutting line and on each side of the cutting line. These are the sewing lines.

Pin white square and the 7-1/4" black square right sides together. Stitch on the two sewing lines.

Cut on the cutting line. Press seam to the black.

Trim units to 6-1/2". A good tool to use is the Block Loc ruler.

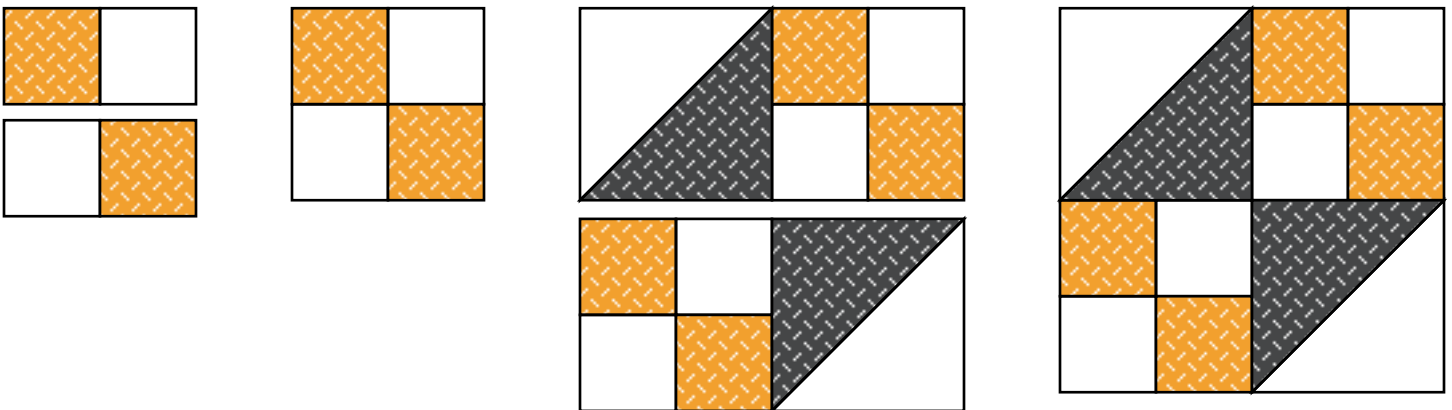


2. Sew the 3-1/2" white and orange squares together. Press to orange.

Join units to make 2 four patch units.

3. Join the triangle units with the 4 patch units to make the Northern Star block.

Press to 4 patch units. Block should measure 12-1/2".



*Bring your block to the October CQG meeting.  
Please contact Marty Frolli with any questions.*





Coastal Quilters Guild, Inc.  
 P.O. Box 6341  
 Santa Barbara, CA 93160

CHANGE SERVICE REQUESTED



Coastal Quilters Guild, Inc.  
<http://www.coastalquilters.org>

Coastal Quilters Guild of Santa Barbara and Goleta is a non-profit, educational and charitable organization. The purpose of the guild is to educate its members about the history and preservation of the art form of quilting and its related topics; to learn new techniques and improve skills; and to inform the community at large about our quilt making heritage.

Guild Meetings are held on the second Thursday of each month at:  
**St. Andrew's Presbyterian Church**  
 4575 Auway, Santa Barbara, CA  
**This month's meeting:** September 8  
 Doors open 6:30 pm  
 Meeting at 7:00 pm  
**Next month's meeting:**  
 October 13

**Board meeting** (3rd Thursday)  
 September 15th at 6:30 pm  
 Maravilla Craft Room