



Coast Lines

Coastal Quilters Guild of Santa Barbara & Goleta, California

Volume 34, Number 4, October 2019

October Meeting

October 10th, 7:00 pm

Reminders

- Block of the Month
- Community Quilts
- Due Library Books
- Money for:
 - Door Prizes
 - Workshop
 - More fabric (\$1/pound)
- Show and Tell
- Treasure Table Goodies
- Library Open

Board Meeting

October 17th, 6:30 pm

Next Month's Meeting

November 14th, 7:00 pm

Questions? Or need to change your address, phone, and/or email, please notify the Guild at cqginfo@gmail.com

Newsletter articles for November edition due October 20th (send to cqgeditor@gmail.com)

October Speaker: Linda Ballard, "Discover Possibilities"



People ask me, "What do I look for when I'm writing a new quilt pattern?" and "How do I know what components to make?" and "Can I make it easier than what my eye sees?" This program will show you how I look at quilts, what I can do to simplify the construction, and what techniques can I share with my quilters. The audience is encouraged to participate throughout the program while I'm sharing quilts both on screen and in person. When you see what I have to share, you'll see why people think some of my quilts are hard when in fact they're pretty darn easy. Come prepared to Discover the Possibilities!

October Workshop: Linda Ballard, "Triangles, Square, Rectangles and More"

This 2 color quilt will delight you in learning techniques and designing your final block. Linda will share many design possibilities but of course you may even come up with other options. You'll also have several sizes to choose from it's all in what works for you! Skill level is beginner plus to advanced. I hope you'll come and be part of the workshop you won't be sorry!



November Speakers: "Quilt Artists Trunk and Mini Quilt Show"

Fibervision quilt artists will present a trunk show and mini quilt show of their Fibervision work, which will include members talking about their pieces, inspiration, and techniques.

Fibervision is a group of 22 art quilters from Santa Barbara, Goleta, and southern San Luis Obispo County. Their art is done in various techniques that will be described in more detail in their presentation. Fibervision has had exhibits at the Ojai Art Center, Elverhoj Museum, Cabrillo Pavilion Arts Center, Faulkner Gallery, and Pacific International Quilt Festival. Many individual members enter their work in shows around the country. Some members also donate their work to the SAQA auction and the Santa Barbara Art Museum's fundraiser "Off The Wall." Handcrafted items will be for sale by Fibervision members. Cash or check only please.



President's Message



We have a lot of fun events on the horizon, as well as the usual preparations for the holidays. Since retirement, I have been fortunate to be able to take the Guild workshops including last month with Jennifer Sampou. That project is a little more involved so don't expect a show and tell this month! I am also signed up for the Linda Ballard workshop. Hopefully, I won't overwhelm myself with too many unfinished projects.

Also coming up is an open sew workshop day on November 16th. This will be a Saturday workshop so that those who usually cannot participate have an opportunity to join the fun. The board is also making plans for our December Holiday celebration. Be sure to attend that month as well.

In January, I'm looking forward to the Road to California Quilt Show. In past years, I've taken advantage of our organized bus trip (what a great deal). This year I will be going down on Thursday in order to take a class that is on Friday and Saturday. This will hopefully inspire me to finally make the portrait quilt of my dog which my son has been nagging me to do! And who knows, it may end up in the Quilt Show next September!!

If you are able, please try to help out with crib kits, stockings and the other projects organized by Community Quilts. They are a fun way to have a little sewing time, use up scraps and feel good about contributing to our community. I know the recipients will be appreciative.

— *Karen Pickford, President*



Coastal Quilters Guild Board

President: Karen Pickford

Vice President, Programs: Susan Bullington Katz

Treasurer: Marcia Greiten

Recording Secretary: Sherry Lafler

Corresponding Secretary: Rochelle Schneider

Speaker Liaison: Pamela Holst with

Carole Kennedy & Patti Hunter

Workshop Coordinator: Margaret Dear with

Leslie Siemon & Penny Valentine

Membership: Sue Orfila

Parliamentarian: Sue Wuertz

Public Relations: VACANT

Committee Chairs

Block of the Month: Nancy Butterfield

Challenge: Suzy Pelovsky

Coast Lines Distribution: Mary Ringer with

Naomi Hicks

Coast Lines Editor: Shelly Dixon

Coast Lines Layout: Maria Dzreeva

Community Quilts: Kathy Draine, Darilyn Kisch and

Laura Perry

Door Prizes: Elizabeth Jenquin

Library: Mary Faria &

the Sew Much Fun Satellite group

2020 Quilt Show Co-Chairs: Toni Percival &

Nancy Butterfield

Opportunity Quilt: Sue Kadner & Ranell Hansen

Refreshments: Mary Wenzel

Satellite Group Coordinator: Isabel Downs

SCCQG Representative: Rosana Swing

Webmaster: Bonnie Barber

Welcome: Nola Ferguson



Axxess Books

Access Books will be available at the October meeting for \$40.

Missing Guild Quilt Racks

A thank you to those members who brought back any quilt racks you had borrowed. We have all eight back now.

Sew Much Fun – a Satellite Group of the Coastal Quilters Guild

At a 2016 meeting organized by then satellite group coordinator Darilyn Kisch, instant chemistry between its several founding members launched the SEW MUCH FUN group. The chosen name not only predicted but also determined the character of our group as we grew in membership over time. Currently, we are eight friends meeting monthly to focus on sharing our diverse quilting styles and experiences, while we engage in lively conversation on a wide range of topics (including medical advice!), enthusiastically demonstrate newly acquired skills or techniques, and just have fun. Additionally, we serve the Guild by staffing the library.

Our small number is perfect for gathering monthly on the first Thursday in one of our individual homes. We bring our own projects for show and tell, creative problem solving, and encouragement.



From left: June Fincher and Judy Purcell



Sew Much Fun group from left: Mary Faria, Mary Ballard, Reyna Lorele, June Fincher, Sue Reinhart, Marcia Brown, and Gwynn Hladyniuk. Missing Judy Purcell

We inspire each other to finish any UFOs. The constant flux of unique creations from members generates delight and fosters our individual quilting confidence. Whenever asked, members have provided mini lessons demonstrating a variety of quilting techniques as well as lessons in camera and computer technology. We have grown to appreciate the eclectic nature of our group.

And our meetings can easily become parties: a recent highlight was celebrating the 91st birthday of our inspiring and active June Fincher. Our Sew Much Fun group relishes the opportunities to deepen the wonderful friendships we have discovered.

We are open to a new member who might be young, strong, and willing to hoist those library book bins!



ROAD TO CALIFORNIA QUILT SHOW BUS TRIP 2020



Don't hesitate! Of the 56 seats to fill on our SB Airbus, we've successfully sold 44 seats. Just 12 more to go! Join us on Saturday, January 25, 2020, for a fun filled day, celebrating Road to CA's 25th anniversary. Seats for CQG members are:

- \$50 at the October and November meetings;
- \$55 at the December meeting;
- \$60 at the January meeting.

Seats for non-Guild members or guests is \$60. Price includes round trip transportation, entrance fee, snacks, and games. To purchase Road-CA's 25th Anniversary Shopping Bag, please add \$4.00. Pick-up locations and times are itemized in our newsletter that's posted on our [website](#). We arrive about 10:00 am and leave promptly at 4:00 pm.

Sign up with Rosana Swing rsrdswing@gmail.com or 1-805-680-2670. After you have reserved your seat, please submit your payment to me at the Guild meeting or mail:

Attn: Marcia Greiten
Coastal Quilters Guild
PO Box 6341
Santa Barbara, CA
93160

Coastal Quilters Guild Partners with Eastside Library



Community Quilts has partnered with the Eastside Library in their efforts to get the community sewing! We will donate fabric, promote their Open Sew dates and provide an outlet for their charity items. The Eastside Library will recognize our Guild in its printed PR materials and on Social Media.

The Open Sews will be held the third Saturday of every month at the library. Everyone is invited. Bring your own machine or use one of the four sewing machines provided. Work on your own project or a charity item. Each month will also feature a quick and easy “make and take” project. Their workroom has tables, power and good lighting.

Eastside Library Open Sew
Sat, Oct 19, 10 am - 12 noon
1102 E. Montecito St
Santa Barbara, CA 93103


Community Quilts

Cradle kits continue to be our main focus. Thanks to all who turned in kits at the September meeting. The “cradle thermometer” shows 100 kits completed! We appreciate those that supported the locker fall fabric sale. I foresee beautiful autumn placemats and seasonal wall hangings in the near future. Speaking of the future, the holidays are less than 100 days away! The October meeting sale will feature holiday fabrics. Snowmen, trees, Santa’s, holly and wreaths all available for \$1 per pound! Be sure to stop at the door prize table. It’s Mystery Month! A bolt of fabric secreted from the locker and carefully wrapped in brown paper will be raffled. Curious? Buy those tickets!

— **Community Quilts Committee**
Kathy Draine, Darilyn Kisch, Laura Perry

Library News

The library will be open at our October meeting if anyone wishes to explore ideas for new techniques and skills in preparation for this year’s challenge project.



— **Librarian, Mary Faria**

2020 HARVEST OF COLORS Quilt Show

Quilt Show planning and committee chair sign ups are coming along very well. We are pleased to announce the featured exhibit will be a Kid’s Quilt show. We still need people to head up Vendors, Site Design and Tickets. We are hoping that one or more Satellite Groups will consider taking on the Raffle/Door Prizes. If you (or you and a buddy) are interested in working on our quilt show in one of these areas, please contact one of us on the Leadership Team.

The first meeting of ALL of the Committee Chairs will be October 10 at 5:30 pm, before the Guild meeting in the room adjacent to the kitchen. The Chairs will get their notebooks at this meeting and we will establish a regular schedule for our future meetings.

We are excited about our upcoming show on September 26-27, 2020 at the Earl Warren Showgrounds. Please join us! You can help make this another successful showcase of the talent and creativity our guild fosters.

— **Quilt Show Leadership Team, Toni Percival, Nancy Butterfield, and Eileen Lewandowski**

October Birthdays

Lynette Lishman	October 2
Marilyn Kisch	October 7
Bonnie Barber	October 8
Charla Meyer	October 11
Andrea Hoelter	October 12
Christine Allen	October 16
Toni Percival	October 19
Arla Wardell	October 23
Sandy Hess	October 25
Nola Ferguson	October 26
Reyna Thera Lorele	October 29



2020 Challenge: The 3 T's Due March 12, 2020

Techniques NEW-TO-YOU

Two ...

Types of Embellishments



Here is your opportunity to learn two new techniques and include different types of embellishments as you create your 2020 Challenge Quilt. Technique ideas can come from a workshop, magazine, website, or anywhere!

Challenge Requirements:

1. Include at least two different types of embellishments such as coloring/folding/beads/lace/buttons/ribbon/embroidery or other embellishments.
2. Use a technique new to you.
3. A rectangle shape with a perimeter not larger than 120".
4. A quilt of three layers made only by the participant.
5. Include a 4" hanging sleeve sewn to the top back of the entry.
6. Include a 5"x7" raw edge new technique sample such as "one folded ribbon leaf". The small sample should be safety pinned to the entry on the back with your name. The sample may be an example of an embellishment. A drawing prize from the samples will be held. Samples will be displayed separately. No voting will be done on the samples.
7. Your voting categories: Favorite use of embellishments, Favorite use of a "new to the quilter" technique, and three choices for your favorite quilt. Everyone will be a winner because you tried a challenge!

— Challenge Chair, Suzy Pelovsky

Refreshments

October refreshments would be appreciated from members with **February birthdays**. Kind thanks to those who brought refreshments to the September meeting.



— Refreshments Chair, Mary Wenzel

Block of the Month News

Lucky Sue Orfila is September's winner of THIRTY ONE(!) very cheerful Tam's Patch blocks. She will have crazy fun making a nice big colorful quilt. Many thanks to all who stitched up a block (or four!) this month. Special thanks to Marty Frolli, author of many of the BoM's this year.



— Block of the Month Chair, Nancy Butterfield



Why Should I Take Workshops?

Recently some of our workshops have not been filling. In order to encourage more of our members to be aware of and take advantage of the opportunities they represent, we are including an article previously published in Coast Lines including thoughts from Mary Mashuta on the matter.

- Participants gain understanding on how a teacher goes about making her quilts. Often they discover they incorrectly assumed the procedures a teacher uses.
- Workshops allow participants to get inside someone else's head to see how they solve problems. This gives the quilter alternative choices for future work.
- The participants may have to work in an unfamiliar way which will help her to stretch, giving her alternative methods for future problem solving.
- Workshops add new techniques to a quilter's repertoire.
- Workshops allow a participant to try something new while there is someone there to offer help.
- The participant often learns something from the teacher or other participant that she hadn't expected to learn, such as hints about general piecing or designing.
- The participant can meet the teacher in a situation more active than the lecture where generally the audience is passive.
- Workshops are a great way to interact with other members in a large quilt.

Guild workshops are a real bargain at only \$40. Registration is simple. Just contact Margaret Dear at margaretdear@gmail.com or (805) 452-0022.

Local Quilt and Fiber Events

Sewjourners – Our Journey

September 21 - January 2020



Patty Six

Mary Maxwell



Selection of Sewjourner Fiber Art

The Sewjourners reception, held on Saturday, September 21, was well attended and received great reviews. The show continues through January 2020. It showcases works from members of the group from almost the beginning of their forming to the present.

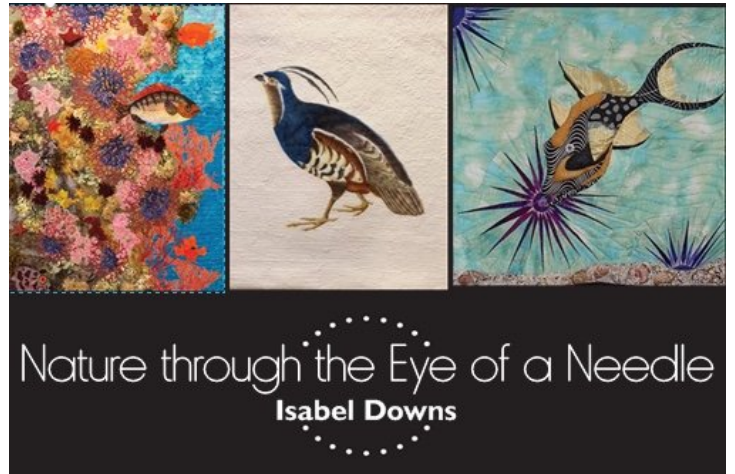
Conejo Valley Art Museum

197 N Moorpark Rd, Thousand Oaks, CA
(in the Janss Marketplace mall,
near the Coldstone Creamery)
Hours: Wed - Sun, 12 pm - 5 pm



Nature through the Eye of a Needle

October 1 - October 31



Isabel Downs presents her personal exhibition in the Faulkner Gallery in Santa Barbara Public Library. Reception "First Thursday" October 3, 2019 5-7:30pm.

Santa Barbara Public Library

40 E Anapamu St., Santa Barbara, CA
Hours: Mon - Thur, 10 am - 7 pm
Fri, Sat, 10 am - 5:30pm
Sun, 1pm - 5 pm



Statewide Quilt and Fiber Events

Pacific International Quilt Festival

October 17 - October 20

The Pacific International Quilt Festival is proud to announce its twenty-eighth year! Join us as we celebrate the art of quilting.

Santa Clara Convention Center

5001 Great American Parkway, Santa Clara, CA
Hours: Thurs-Sat, 10 am - 6 pm
Sun, 10 am - 4 pm



Block of the Month for November 2019

Bow Tie

12 x 12" Block (12.5 x 12.5" Unfinished)



Fall Holiday season approaches and it's time to get dressed up and put on our Bow Ties!

Cutting

Use Fall colors/prints in brown, green, orange and rust for the bow ties. White, cream, muslin or very pale tan print for background.

• **Bow Tie fabrics:**

Cut 2 - 3 1/2" Square of each bow tie fabric

Cut 2 - 2" Square of each bow tie fabric

• **Off white, white on muslin or very pale tan print for background:**

Cut 8 - 3 1/2" Square

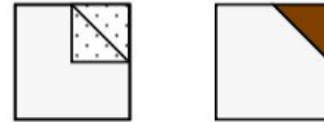
Assembly

Use 1/4" seam allowances.

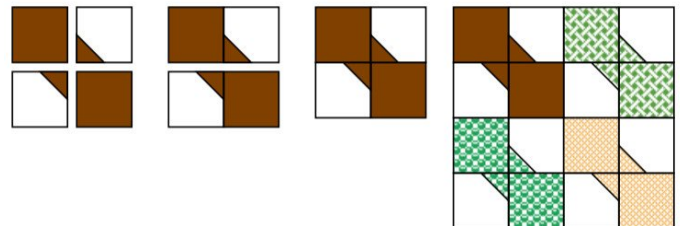
1. Draw a diagonal line from corner to corner on the wrong side of the 2" squares of bow tie fabric.



2. Lay the 2" squares right sides together with 3 1/2" background square. Sew on the line, being careful not to stretch the bias. Tread seam to 1/4". Press seam to the bow tie fabric.




3. Sew units together to make one Bow Tie. Press the seams toward bow tie fabric. Unit measures 6 1/2" x 6 1/2". Repeat to make four bow tie units. Assemble the four bow ties to make block. Note the direction of bow ties. Block should measure 12 1/2" x 12 1/2".



Questions? Please call Nancy Butterfield at 455-3033 nfbutterfield@gmail.com

Coastal Quilters Guild, Inc.



P.O. Box 6341
Santa Barbara, CA
93160
www.coastalquilters.org

Coastal Quilters Guild, Inc.

Coastal Quilters Guild of Santa Barbara and Goleta is a non-profit, educational and charitable organization. The purpose of the Guild is to educate its members about the history and preservation of the art form of quilting and its related topics; to learn new techniques and improve skills; and to inform the community at large about our quilt making heritage.

Guild Meetings are held on the second Thursday of each month at:

St. Andrew's Presbyterian Church

4575 Auhay, Santa Barbara, CA 93110

This month's meeting: October 10, 7:00 pm

Board meeting: October 17, 6:30 pm

Coastlines deadline: Sunday, October 20

Next month's meeting: November 14, 7:00 pm

October Meeting Reminders

- **Don't back in on housing side of parking lot**
- **Wear Name Tag**
- **Bring:**
 - Block of the Month
 - Community Quilts complete with label on
 - Due Library Books
 - Money for Door Prizes, Workshops & More Fabric (\$1/pound)
- **Show and Tell**
- **Treasure Table Goodies**
- **Library Open**

