



# Coast Lines

Coastal Quilters Guild of Santa Barbara & Goleta, California

Volume 32, Number 1, July 2020

## Next Guild Meeting TBD

### Reminders

- Time to renew your membership - see page 3
- Continue to work on your
- Challenge Quilt
- Opportunity Quilt tickets still available  
Drawing July 24  
Contact Sue Kadner at [sgkadner@coastalquilterssb.org](mailto:sgkadner@coastalquilterssb.org)
- We need articles for the August newsletter. Email editor for more information ([cqgeditor@gmail.com](mailto:cqgeditor@gmail.com))

**Questions?** Or need to change your address, phone, and/or email, please notify the Guild at [cqginfo@gmail.com](mailto:cqginfo@gmail.com)

Newsletter articles for August edition due July 19th (send to [cqgeditor@gmail.com](mailto:cqgeditor@gmail.com))

## President's Message

A month ago, I had high hopes that we would be able to meet again in July. However, after hearing about the increase in COVID-19 cases and hospitalizations, along with the County's decision to pause reopening, the CQG Board made the decision to cancel July's Guild meeting as well. We will continue to have Zoom Coffee Break meetings every two weeks until we are able to meet again in person. I encourage you to take advantage of this wonderful opportunity to stay connected to your friends in the Guild. We are keeping our fingers crossed for August. The Challenge will once again be postponed or possibly reconfigured.

Election results are in and we now have our 2020-21 Guild board and new bylaws moving forward. The new Board officially takes over (only 4 position changes) on July 1st and likewise, the Bylaws go into effect on that same date. Just after the ballots were mailed, Mary Maxwell volunteered to be our new Recording Secretary. She was appointed by the Board at the June 18 meeting. The new Board and Committee Members (still missing a few) are listed in this newsletter and are posted on our website.

We had a tremendous return of ballots - 169 (out of 204). Even though this was not a contested election, it was still wonderful to have so many responses. In order to change the Bylaws, a vote from 1/3 of our members was required and we nearly doubled that. Thanks to all who sent in their ballots.

The mask-making project is continuing, even though the urgency seems to have subsided a bit. We have now made 4,730 masks and the count is continuing to grow. We are currently working on children's masks after Governor Newsom's report that children will have to wear masks when school begins in the fall. Please check our website for updates. If you would like to receive my slightly irregular updates on the project, please contact me at [president@coastalquilterssb.org](mailto:president@coastalquilterssb.org) to be added to the email list.



*(Continued on page 2)*

(Continued from page 1)

Please don't forget to renew your membership, as our new fiscal year begins July 1st. Our website has a downloadable membership form. If you are unable to download and print, please request a copy from our Membership Coordinator, Sue Orfila.

And speaking of websites, have you checked ours out lately? Bonnie Barber, our webmaster, has done a tremendous job of keeping it updated with both the Mask project information and the Zoom Coffee Break presentations. Be sure to check it out while you remain safe and sheltered.

— **Guild President, Karen Pickford**

## News from your VP of Programs

While we haven't been able to meet in person, some of us have been Zooming at our Quilters' Coffee Breaks. June 12 we were treated to a great trunk show by Pat Masterson, highlighting her willingness to experiment and discover what she can do with fabric. Then she showed us how to put a smooth finish on our quilt bindings.

At our June 26 Coffee Break, Shelly Dixon gave us a tour of her quilt studio and shared her quilting journey with us, including the role that different quilts have played in her life. I know that when we normally get together for our in-person meetings, I am constantly bowled over by the talent, generosity, and kindness in this guild, but it is vividly apparent, as well, when members step up and share their skills and talents with friends in the Coffee Breaks.

We plan to hold these every other week till we resume our regular meetings. Our next one coming up is July 10, with a spotlight on Bee Saunders. Many of you know Bee as an avid modern quilter. She'll give us a trunk show and a tour of her quilt studio.

Meanwhile, check out the Coffee Break page on the Guild website: [coastalquilters.org](http://coastalquilters.org) and you can see some pictures of members' Show & Tell as well as video presentations from some of our presenters. You can also find out about the Convergence Emergence, a Coffee Break challenge just for fun, spurred by interest in the Ricky Tims' pattern, Convergence Quilts. Helmina Schenck's trunk show and demo of how she made her own Convergence Quilts is also

## Coastal Quilters Guild Board

**Guild President:** Karen Pickford

**Program Director:** Susan Bullington Katz

**Guild Treasurer:** Marcia Greiten

**Guild Recording Secretary:** Mary Maxwell

**Corresponding Secretary:** Rochelle Schneider

**Speaker Liaison:** Pamela Holst

**Workshop Coordinator:** Diana Hamilton

**Membership Coordinator:** Sue Orfila

**Parliamentarian:** Sue Wuertz

**Public Relations Coordinator:** Nancy Butterfield

## Committee Chairs

**Block of the Month:** Kika Hutchings

**Challenge:** VACANT

**Coast Lines Distribution:** Mary Ringer & Naomi Hicks

**Coast Lines Editor:** Shelly Dixon

**Coast Lines Layout:** Maria Dzreeva

**Community Projects:** Kathy Draine, Darilyn Kisch  
and Laura Perry

**Door Prizes:** VACANT

**Library:** Mary Faria &  
the Sew Much Fun Satellite group

**Quilt Show Co-Chairs:** Eileen Lewandowski &  
Nancy Butterfield

**Opportunity Quilt:** VACANT

**Refreshments:** Mary Wenzel

**Satellite Group Coordinator:** Isabel Downs

**SCCQG Representative:** Rosana Swing

**Webmaster:** Bonnie Barber

**Welcome Committee:** VACANT

on the site. We'll have a special show of members' Convergence Quilts at the July 10th Coffee Break.

If you've never been to one of the Coffee Breaks but are thinking you would like to join in, this is a great time to start. If you have questions about how to sign on, please get in touch with Bonnie Barber, Ranell Hansen, me, or a friend who's Zoom savvy.

Next **Quilters' Coffee Break: July 10, 1 p.m.** Look for an eBlast closer to the date for the registration link.

— **Program Director, Susan Bullington Katz**

## Opportunity Quilt News

The drawing for the 2019-2020 Opportunity Quilt is now scheduled for the July 24 Quilters' Coffee Break.

There are many of you who might not have made it to our meetings for very legitimate reasons that still need to acquire tickets and some of you who have taken tickets and still need to pay and turn in the stubs. Whichever your situation, please contact Sue Kadner at [sgkadner@coastalquilterssb.org](mailto:sgkadner@coastalquilterssb.org) and she'll work with you to be sure you have paid and your stubs are in the bin. You can't win the quilt otherwise!

— Sue Kadner & Carol Fay

pick up and drop off will happen on Darilyn's front porch - 7335 Greensboro St, Goleta.

**KITS WILL BE AVAILABLE BEGINNING WEDNESDAY, JULY 15th.**

Transition House still has a need for more baby and kids quilts. We are also collecting lap size and larger quilts to restock our inventory. Please remember to have a guild label attached. Labels, including iron on ones, are available on Darilyn's front porch beginning July 15th. Also remember to wash all Community donations before delivery.

**Questions?** Need batting for a community quilt? Don't hesitate to call us.

— Community Projects, Kathy Draine,  
Darilyn Kisch and Laura Perry

## Community Projects



Kathy Draine admiring a bag of doll bed bundles ready for distribution July 15th.

Have you noticed all the fabric companies are introducing their new 2020 Christmas Collections? The holidays will be upon us before we know it. Time to plan ahead! We have begun preparing doll bed quilt kits. Over 150 pillows have been made (thanks Mom!). Batting is being cut along with fabric for quilt tops and bottoms. Mattresses and pillow-cases have been coordinated and bundled. We will have a two-part kit this year. One bag will have just the "inners" - batting, mattress, pillow and instructions. This will make it easy for those that prefer to use their own fabric. If you want to use the pre-bundled fabric, you can choose what you like and add it to an "inners" bag. In keeping with social distancing,

## Membership Forms Due

Thank you to CQG members who have renewed your membership for 2020-2021. If you haven't renewed yet, please take time to fill out your 2020-2021 Membership Form and drop it in the mail. Membership runs from **July 1 to June 30**. You can print the renewal form from our website [coastalquilters.org](http://coastalquilters.org) and mail it to the address below. Remember, you must be a member to be in a CQG satellite group, or taking part in CGQ activities. Join now so you don't miss out on all the great things the Guild has to offer.

**Can't download the form?** Call me and I will mail our Membership Form to you! Please mail forms to:

Coastal Quilters Guild  
Attn: Membership  
P.O. Box 6341  
Santa Barbara, CA 93160

— Membership Coordinator, Sue Orfila

## In Memoriam

We remember **Dorothy Gay**, a long time member of our Guild, who passed on May 12, 2020. Condolences to her family and friends.





## Library

The library committee invites all members to visit the newly updated library link which can be found under OUR GUILD banner on the home page of Coastal Quilters Guild website. It details procedures for browsing the collection catalog online and accessing curbside delivery. The steps are simple and safe. Locate a desirable book, CD, or DVD in the catalog; email a request [library@coastalquilterssb.org](mailto:library@coastalquilterssb.org); drive to St. Andrews parking lot between 11:30 am and 12:30 pm on the second Thursday of the month where a gloved and masked librarian stands ready to hand over the requested item(s); enjoy your reading/viewing; and return items the following month or renew them by email. We look forward to processing your requests and having them ready at the noon time slot for the first pickup/return day, July 9.

Note to members who have library books in their possession: we appreciate their return on **July 9** between **11:30** and **12:30**.

**Questions?** Contact us through email to [library@coastalquilterssb.org](mailto:library@coastalquilterssb.org).

— **Librarians, Mary Ballard and Mary Faria with support from Sew Much Fun satellite group**



## Support the Guild While Shopping Online

As many of us are shopping online these days please consider using Amazon Smile to support the Guild. AmazonSmile is a website operated by Amazon with the same products, prices, and shopping features as Amazon.com. The difference is that when you shop on AmazonSmile, the AmazonSmile Foundation will donate 0.5% of the purchase price of eligible products to the charitable organization of your choice, in our case the Coastal Quilters Guild.

**Questions?** Email Marcia Greiten at [imamarcian@msn.com](mailto:imamarcian@msn.com).



## July Birthdays

Leslie Hogan	July 1
Rosalind Perry	July 1
Patty Six	July 8
Marilyn Osgood	July 9
Elaine Kovar	July 11
Carol Fay	July 13
Irelle Beatie	July 16
Ellen Singer	July 17
Ruth Matuszeski	July 20
Michelle Shook	July 20
Kika Hutchings	July 22
Helmina Schenck	July 24
Michelle Garbarino	July 25
Susan Katz	July 29
Naomi Hicks	July 30
Una Lopez	July 30



## What's Out There...

Since quilt shows have been canceled up and down the state due to Covid we are including the "What's Out There" segment from our Quilter's Coffee Breaks. Check these great sites out to get inspired!!

• **Bisa Butler at the Claire Oliver Gallery**  
[www.claireoliver.com/artist/bisa-butler](http://www.claireoliver.com/artist/bisa-butler)

• **Cali Quilt Co Facebook Live Auctions**  
[www.facebook.com/CaliQuiltCo](http://www.facebook.com/CaliQuiltCo)

• **Faith Ringgold's Art**  
[www.faithringgold.com/videos-media](http://www.faithringgold.com/videos-media)

• **Cindy Needham Facebook Live: Beginning Feathers**  
[www.facebook.com/cindy.needham.142/videos/10216466938687895/](http://www.facebook.com/cindy.needham.142/videos/10216466938687895/)

## Block of the Month Roundup



*Irish Wedding Ring Blocks*



*Churn Dash Blocks*



*May Flowers Blocks*



*Star of Hope Blocks*

I am overjoyed to announce that the BoM Roundup was a rousing success. I was able to pin them to a display at my house and photograph each set. It was gratifying to see so many beautiful blocks, all together.

**March:** The 19 "Irish Wedding Ring" blocks were won by Francine Smith

**April:** The 22 "Churn Dash" blocks were won by Naomi Hicks

**May:** The 19 "May Flowers" blocks were won by Linda Bird

**June:** The 22 "Star of Hope" blocks were won by Shirley Morrison

These fine collections will be safely delivered to the winners in the coming week. Thank you to all who participated and made the BoM fun for the whole guild. Please be sure to take a photo of the quilt you make from your winnings. You can then share it during a Zoom meeting or send it to the Newsletter editor.

— *Outgoing BoM Chair, Nancy Butterfield*

## Spotlight on Satellites

### Nuts with Bolts (and a couple of loose screws)




*Kathy Draine and Foggy*



*Barbara MacCallum*



*Edalee Keehn*



*Julie Mock*

Let me introduce you to our little Satellite group – **Nuts with Bolts (& a couple of loose screws)**. Members include Kathy Draine, Edalee Keehn, Darilyn Kisch, Barbara MacCallum, Bonnie Barber, and Julie Mock. I'm Kathy and this is our mascot, Foggy. We'd like to share how we have been coping through the lock down.

The six of us had been meeting monthly for a two-day mini retreat. Like everyone else, we were feeling isolated. Zoom meetings just weren't enough. I began to think outside the box and wondered if we could meet in an open space. My 3-car garage seemed like just the thing – lots of room and 30' ceilings. The group was interested so I worked





Works In Progress

out a plan that allowed everyone a place to sew while still practicing our social distancing. A portable cutting table, an ironing station, and a coffee & snack table completed the set up. Our first meeting was on Sunday, May 3rd and it was a great success. We've met every Sunday since then, even having a two-day 'retreat' over Memorial Weekend.

We've all been productive making face masks for family and friends. Julie's employer gave her a couple of paid days to make masks for Wilding Museum in Solvang. But that's not all. Darilyn and Kathy spent one Sunday setting up Cradle Bedding sets for Community Projects. Darilyn made a new bag reminding herself to 'Keep Calm'. Barbara made herself a clothes pin caddy. Convergence Quilts are the rage right now. Edalee, Darilyn, and Barbara are all busy on theirs. Finishing up projects has been the real bonus. Here's a sampling of what we've accomplished.

Hope you enjoyed the update. Stay Healthy. Stay Safe. Keep Calm and Quilt On.

— *Nuts with Bolts (& a couple of loose screws)*

## Bird Photos

Mary Wenzel would like everyone to know that if you are ever in need of bird photos for your quilts, her husband (Bradley Hacker) has a bird photography hobby and his pictures are available for use here:

[www.flickr.com/photos/bradley\\_hacker/albums](http://www.flickr.com/photos/bradley_hacker/albums)

The images can be downloaded directly from flickr at various resolutions. There are over 6000 photos of birds from around the world, and a few mammal and reptile pictures as well. If anyone has a question, you may email Mary at [mary4bats@gmail.com](mailto:mary4bats@gmail.com) or Brad at [hacker@geol.ucsb.edu](mailto:hacker@geol.ucsb.edu).

## Members' Businesses

### The Creation Station

252 East Hwy. 246, Unit A  
Buellton, CA 93427  
805-693-0174

[www.thecreationstation.com](http://www.thecreationstation.com)

### Santa Barbara Quilting Retreats

Cathe Hedrick P.O. Box 3417  
Arnold, CA 95223-3417  
805-899-3947

[www.santabarbaraquiltingretreats.com](http://www.santabarbaraquiltingretreats.com)

### Grant House Sewing Machines

Hours: M-F 10-5:30, Sat. 10-3  
336 E. Cota St. Suite B  
Santa Barbara, CA  
805-962-0929

[www.granhousesewingmachines.com](http://www.granhousesewingmachines.com)

### Santa Maria Sewing Superstore, Inc

127 E Main Street  
Santa Maria, CA 93454  
805-922-1784

[www.santamariasewing.com](http://www.santamariasewing.com)

### Roxanne's A Wish & A Dream

919 Maple Ave.  
Carpentaria, CA, 93013  
805-566-1250

[roxannequilts.com](http://roxannequilts.com)

### Old Town Quilt Shop

165A West Clark Ave  
Orcutt, CA 93455

[oldtownquiltshoporcutt.com](http://oldtownquiltshoporcutt.com)

### Brandies Custom Quilting

Nipomo, CA  
805-931-1311

### Santa Barbara Custom Quilting

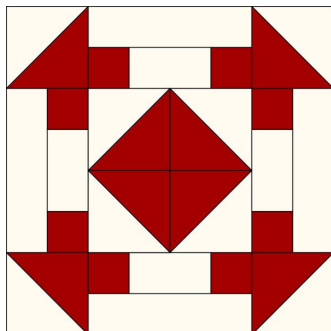

3931 Harrold Avenue  
Santa Barbara, CA 92110  
805-687-2063

[www.sbcustomquilting.com](http://www.sbcustomquilting.com)

# Block of the Month for August 2020

## Ruins of Jericho Block

12 x 12" Block (12.5" x 12.5" Unfinished)



*Because this block is called Ruins of Jericho, please make the 'red' any color and use any interesting fabric from your stash.*

### Cutting

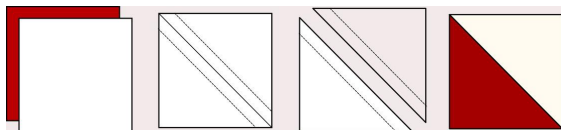
- **White Solid or White on White:**  
Cut 4 - 2" x 3 1/2" Rectangles  
Cut 4 - 2" x 6 1/2" Rectangles  
Cut 4 - 3 7/8" Squares

- **Any Color From Your Stash:**  
Cut 8 - 2" Squares  
Cut 4 - 3 7/8" Squares

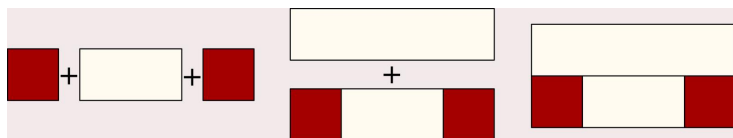
### Assembly

Use 1/4" seam allowances.

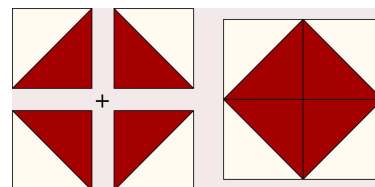
1. To make the 8 Half-Square Triangles (HST) place (4) White 3 7/8" squares on top of (4) Red 3 7/8" squares. Draw a line diagonally across the square, mark 1/4" seam line on either side of line. Stitch on the marked seamlines. Cut down the center line and press seam away from White.



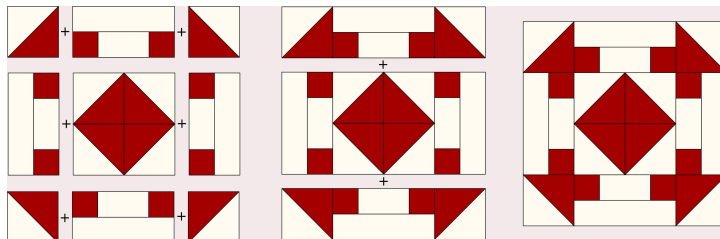
2. Sew (2) Red 2" squares and (1) 2" x 3 1/2" rectangle together, sew (1) 2" x 6 1/2" rectangle on top the Unit. Make (4) of these Units.



3. To make the central Unit, sew the (4) HST together.




4. Sew two units to the sides of the center unit as shown, then sew 4 HSTs to the Red/White units as shown to form top and bottom rows. Sew 3 rows together to create the block.



**Please bring your block(s) to the next meeting**

**Questions?** Please call Kika Hutchings 805-566-0045, or email at [rjkika1938@gmail.com](mailto:rjkika1938@gmail.com)

## Coastal Quilters Guild, Inc.



P.O. Box 6341  
Santa Barbara, CA  
93160  
[www.coastalquilters.org](http://www.coastalquilters.org)

---

## Coastal Quilters Guild, Inc.

*Coastal Quilters Guild of Santa Barbara and Goleta is a non-profit, educational and charitable organization. The purpose of the Guild is to educate its members about the history and preservation of the art form of quilting and its related topics; to learn new techniques and improve skills; and to inform the community at large about our quilt making heritage.*

Guild Meetings are held on the second Thursday of each month at:

**St. Andrew's Presbyterian Church**  
4575 Auhay, Santa Barbara, CA 93110

**Next Guild meeting:** TBD

**Quilt Show Meetings:** TBD

**Submit your articles for the Newsletter:** July 19

## July Reminders

- Time to renew your membership, see page 3
  - Continue to work on your Challenge Quilt
  - Send articles for August newsletter to [cqgeditor@gmail.com](mailto:cqgeditor@gmail.com) by July 19th
-