



Coast Lines

Coastal Quilters Guild of Santa Barbara & Goleta, California

Volume 32, Number 4, October 2020

Next Guild Meeting
October 8, 2020
@ 7 pm on Zoom

Guild Board Meeting
October 15, 2020
@ 2 pm on Zoom

Layer Cake Challenge
Photos Due
October 20

Quilters' Coffee Break
October 23 @ 1 pm

Questions? Or need to change your address, phone, and/or email, please notify the Guild at cqginfo@gmail.com

Newsletter articles for November edition due October 18th (send to cqgeditor@gmail.com)

October Speaker:

Elizabeth Eastmond, "Abecedary of Quilts"

On October 8th at 7:00 pm via Zoom, we'll welcome award-winning quilter and designer Elizabeth Eastman. She calls her trunk-show presentation an "Abecedary of Quilts" (A-bee-cee-dary) – an A to Z of her work, which ranges from traditional to modern. Her talk centers on a series of stories about quilts, the people who quilt, and how quilting touches our lives. Elizabeth will also present "Power of Quilting", her most popular lecture, illustrating nine impactful ways we are affected by, and affect others, with our creative work. She will also lead our October workshop on Saturday, October 10, which will debut a new wall quilt she has designed just for our workshop, called "Triad Harmony". Check out this beautiful quilt on [our website](#) and keep an eye on the Guild for updates! You can also read more about her at www.opquilt.com and on Instagram: [@occasionalpiecequilt](#)



October Workshop:

Elizabeth Eastmond, "Triad Harmony"

Saturday, October 10, 9 am – 2:30 pm

Follow Up Workshop: Saturday, October 17, 10 am – 11 am



Check out Triad Harmony on our program page coastalquilters.org/program.html, a wall hanging sized quilt designed by Elizabeth specifically for us! She's also designed it to include Kaffe fabrics and the Jennifer Sampou "Sky" ombres, knowing that we were going to be using them in our September workshop. Elizabeth will teach via Zoom on Saturday, October 10, and then a week later you'll be able to share what you've done and ask questions pertaining to finishing, quilting, or any challenges you have.

President's Message



Greetings, quilters! Here we are heading into fall, and I hope the sweltering weather is behind us. I trust everyone found a way to stay inside and stay as cool as possible during that heat wave.

With requests diminishing and most of the mask-makers moving onto other activities, the decision was made to bring our Mask Project to a close. The culminating event was delivering 1330 masks to The United Boys and Girls Club on September 18. Photos were taken and PR people were involved, so watch the media for some sort of mention - hopefully a nice article somewhere. Next month I will prepare an article for Coast Lines with full details about mask-makers and recipients. I'm proud to say that our tally came to almost 6500 masks - and we may still make that number, as a few more have trickled in. We have a few more masks to donate to Unity Shoppe, including special winter holiday masks made for the season coming up.

Our second Zoom general meeting was another success, even after working through a few glitches with the speaker. If you haven't been able to participate in these meetings for technical reasons, please take advantage of our "tech team": Bee Saunders and Sam McIlraith. Bee and Sam are here to help get you onboard. I know that you will enjoy being a part of the meetings and hearing the great speakers that Susan Bullington Katz has lined up. The great thing about having our meetings virtually is that we

Coastal Quilters Guild Board

Guild President: Karen Pickford
Program Director: Susan Bullington Katz
Guild Treasurer: Marcia Greiten
Guild Recording Secretary: Mary Maxwell
Corresponding Secretary: Rochelle Schneider
Speaker Liaison: Pamela Holst & Patti Hunter
Workshop Coordinator: Diana Hamilton
Membership Coordinator: Sue Orfila
Parliamentarian: Sue Wuertz
Public Relations Coordinator: Nancy Butterfield

Committee Chairs

Block of the Month: Kika Hutchings
Challenge: VACANT
Coast Lines Distribution: Mary Ringer & Naomi Hicks
Coast Lines Editor: Shelly Dixon
Coast Lines Layout: Maria Dzreeva
Community Projects: Kathy Draine, Darilyn Kisch and Laura Perry
Door Prizes: VACANT
Library: Mary Faria & the Sew Much Fun Satellite group
Quilt Show Co-Chairs: Eileen Lewandowski & Nancy Butterfield
Opportunity Quilt: VACANT
Refreshments: Mary Wenzel
Satellite Group Coordinator: Isabel Downs
SCCQG Representative: Rosana Swing
Webmaster: Bonnie Barber
Welcome Committee: VACANT

can pull our speakers from anywhere and not have to worry about the travel costs. I took my first Zoom workshop last month and thoroughly enjoyed it. Of course, I missed chatting with my tablemates, but found that I was quite productive and almost finished the block during the 3-hour session.

I look forward to seeing you at one of our next events. Please stay safe and well.

— **President, Karen Pickford**

November Speaker:

Tara Faughnan, "Color Interaction"

November 12 at 7:00 pm via Zoom

Workshop November 14

One look at Tara's quilts on the Guild website will tell you that playing with color is one of the most rewarding aspects of quilt making. It can be fun, intuitive, challenging, and at times – frustrating. This class will explore how colors play off one another and delve into the importance of value. Tara will start students with a variety of quick exercises, and move on to sewing small color studies that can be combined to make a larger quilt.

December Guild Meeting

Front Porch Holiday Quilt Show

December 10 at 7:00 pm via Zoom

Visit the [Guild website](#) for more information about this historical virtual Guild meeting. Submit your photo by December 1st.

Membership

CGQ 2020-21 Directories are Available for Pick-Up

Thursday October 8, 2020

11:30 am – 12:30 pm

St. Andrew's Parking Lot

I encourage you to pick up directories for other members! If you are in a Satellite Group, please send one member to pick up CQG 2020-21 Directories for your group. Don't forget to wear a mask. Can't come that day? You can pick up from my front porch or we can arrange another way for you to get your Directory.

— **Membership Coordinator, Sue Orfila**

Fundraising Committee

Without the Quilt Show happening this year, to provide essential revenue, we are going to get creative with fundraising. In support of this project, the Board has formed this committee and the chair is Nancy Butterfield. Please join in! Fundraising ideas can be sent via email to news@coastalquilters.org.

Block of the Month Winner



Francine Smith is the lucky winner of 16 Flock of Bird blocks. Aren't they beautiful? I can't wait to see them in a quilt.

— **Block of the Month Chair, Kika Hutchings**

News from the Coast Lines' Editor

Members have expressed interest in a survey of sewing machines. What are your likes and dislikes? Which machines are best, etc. This could be so interesting. If you are interested in leading this effort please send an email to cqgeditor@gmail.com. In the meantime checkout two articles written by members about their machines (page 6).

— **Coast Lines' Editor, Shelly Dixon**

Kids Can Quilt Exhibition

The first "KidsQuilt" project has been completed by Oliver Saleh, age 12 from Santa Barbara. Notice the cool button and tufted star, very nicely done! Please consider sponsoring a young person in your circle:

- Sewing machine not required
- Embellishments welcome

In support of this project, we continue to offer beginner quilt kits purchased from the Quilt Alliance project kidsquilt.org. A limited number of these kits are still available FREE of charge. We ask that parents complete the [registration form](#) in order to receive the kit. Once completed, we request young quilters loan their quilt to us for display during the coming school year. The string backpack is theirs to enjoy.

Questions? Contact Nancy Butterfield or email at cqgshow@coastalquilterssb.org



Locker Shopping



Tired of looking at the same stash? Need some new inspiration? Want to shop in a safe place? Curious about “the locker”? If you answered “yes” to any of these questions, keep reading!

Beginning October 12th, the locker will be opened once a week, by reservation, for one hour of fabric shopping bliss for one Guild member. Thousands of yards of fabric will be available at \$5/yd - 1 yd minimum. Most of the fabric is on bolts and in flat folds of three yards or more - think backings! Lots of beautiful focus fabrics, some blenders and holiday prints.

Reserve your fantasy TRIP TO THE LOCKER now! First come, first served.

Contact Darilyn

Phone: 805 689 1480

Email: dkisch@cox.net

FAQs

Prefer to shop alone? Great! Besides a Community Projects member you will have the whole locker to yourself. Need a second opinion? No problem. You may bring one friend with you! Masks required - gloves will be available. The locker is located in Goleta off the Patterson exit. All fabrics are \$5/yd, tax included. Cash or checks accepted.

Cradle Kits

Drum roll please! You have done it! OVER 150 cradle kits have been completed and returned. Once again Guild members have stepped up to the plate and produced the cutest doll bed quilts, mattresses and pillows ever. Many thanks to all that participated.

If you are still working on a kit, no hurry. We will accept finished sets any time and store them for next year. The makers of the wooden cradles notified me they have already started the batch for 2021.

I would ask that if you have basic kits (quilt batting, pre-made pillow and mattress foam) leftover to please return them.

UFO's

UFO? (UnFinished Object) PIGS? (Project In Grocery Sack) WISP? (Work In Slow Progress) PHD? (Project Half Done) WIWMI? (Wish It Would Make Itself) Regardless of what you call them at your house, they exist in the locker too! Can you help?




There are 10 tops ready for quilting (backing and batting ready). This Chinese Lantern pattern has several of each block already completed. Just needs sashing and a border. This cute boat pattern has several blocks done in two patterns. We have included material for sashing and borders. Interested? Contact us!

— **Community Projects, Kathy Draine, Darilyn Kisch, and Laura Perry**

October Birthdays

Lynette Lishman	October 2
Marilyn Kisch	October 7
Bonnie Barber	October 8
Charla Meyer	October 11
Andrea Hoelter	October 12
Chris Allen	October 16
Toni Percival	October 19
Arla Wardell	October 23
Sandy Hess	October 25
Nola Ferguson	October 26
Reyna Lorele	October 29



Tyler Perry's Acceptance Speech at the Emmy's

"A very special thank you to the Television Academy... When I was about 19 years old, I left home, and my grandmother, she gave me a quilt that she had made. And this quilt was something that I didn't really care for - it had all these different colors and these different patches in it. I was quite embarrassed by it.

I had no value in it at all. When the dog got wet I dried him off with it. When I needed to change the oil in the car, I laid it on the ground. I had no respect for this quilt.

Many years later, as I was walking past one of those fancy antique stores that I could finally go in and shop, I saw in the window a quilt that looked just like the one that she had given me. And as I'm in the store wondering where that quilt was, an attendant walked up to me and said, "Let me tell you about this quilt. It was made by an African-American woman who was a former slave, and each patch that she put in represented a part of her life. One part was from a dress that she was wearing when she found out that she was freed. Another part was from her wedding dress when she jumped the broom.

And as I was hearing this story, I became so embarrassed. Here I was, a person who prides myself on celebrating our heritage, our culture, and I didn't even recognize the value in my grandmother's quilt. I dismissed her work and her story because it didn't look like what I thought it should.

Now, whether we know it or not, we are all sewing our own quilts with our thoughts, our behaviors, our experiences, and our memories. Like in my own quilt, one of my memories from when I was about ten years old. I remember my father standing at the door, and I was wondering why he stood there so long. He was frustrated and he walked away, and I asked my mother what was going on. She said he had worked all week and he was waiting for the man to come and pay him, and he never did. They needed the money at the time.

I tell you, she was so frustrated, she turned to me and she said, "Don't you ever stand by a door, waiting for white folks to do nothing for you."

Now I've got to say my mother wasn't a racist, but in her quilt, she couldn't imagine a world where her son was not waiting by the door for someone. In her quilt she couldn't imagine me actually building my own door, and holding that door open for thousands of people. In my mother's quilt, she couldn't imagine me owning land that was once a Confederate Army base, where Confederate soldiers plotted and planned to keep Blacks enslaved, and now, on that very land, Black people, White people, gay, straight, Lesbian, transgender, ex-cons, Latin, Asian, all of us, come together, working. All coming together to add patches to a quilt that is as diverse as it can be — diversity at its best. I stand here tonight to say 'thank you' to all the people who are celebrating and know the value of every patch and every story and every color that makes up this quilt that is our business, this quilt that is our lives, this quilt that is America. Because in my grandmother's quilt, there are no patches that represented Black people on television. But in my quilt, her grandson is being celebrated by the Television Academy. I thank you for this. God Bless You and Good Night.

— Susan Bullington Katz

Support the Guild While Shopping Online

As many of us are shopping online these days, please consider using AmazonSmile to support the Guild. AmazonSmile is a website operated by Amazon with the same products, prices, and shopping features as Amazon.com. The difference is that when you shop on AmazonSmile, the AmazonSmile Foundation will donate 0.5% of the purchase price of eligible products to the charitable organization of your choice, in our case the Coastal Quilters Guild.

Questions? Email Marcia Greiten at imamarcian@msn.com

My (New) Sewing Machine Juki HZL-F600

When everything shut down in March, I got out all my UFO's. I am slightly embarrassed to say that I had 20 of them. I bought some zippered plastic pouches from Amazon and put each UFO inside. And I put them where I could see them! I had every intention of finishing them this year. Then Karen Pickford called for mask makers, and I started making masks in addition to finishing my UFO's.

From that point on, I literally sewed every day for at least four hours. My 13-year old Pfaff machine certainly didn't like that! I had broken my needle threader, and then my bobbin winder went on the fritz, along with a few other things. I decided it was time to get a new machine. After much internet research, I settled on a Juki HZL-F600. My problem was that sewing machine retailers were not getting machines from their vendors, so this model wasn't available. I waited and watched and in July I found a retailer in Escondido, Sewing Machines Plus, who had finally received Juki's. Hallelujah! I talked to a salesperson who assured me that shipping the machine would be easy and that they had a good return policy. Since I had been assured that I could easily return it, I ordered (at 40% off) and within days I had my new machine.

Sewing Machines Plus added a bunch of extras with my purchase like a table extension, fifteen different presser feet, a presser foot knee lifting lever, an auxiliary spool pin, an eyelet punch, a seam guide and a nice case. What a treat! This machine has many wonderful features such as a speed controller, needle threader, thread trimmer, stitch length adjuster, a separate motor to wind the bobbin, applique stitches, four sewing fonts, and over 200 stitches (more stitches than I will ever use!) I have watched many videos on YouTube explaining all the features of this machine, and the manual is very easy to understand.

I am really enjoying sewing on my new, quiet machine. So far, I have finished three UFO's. I am planning my Christmas quilt for the Guild's Front Porch project in December, and I am taking an online free

motion machine quilting class. It's really wonderful to have a new machine!

— Sue Orfila

My Favorite Sewing Machines

I thought that there was a request for Guild members to write something about their sewing machines a while back; what were our favorite aspects of the machines we most consistently work with? However, I can't find that request when I look back to old emails, and during the initial "Stay at Home" orders I might have been thinking of this 'request' myself. With a few other people, highlighting their machines, we might get a good overview of some of the machines out there. Well, I have 2 machines that I am quite happy with: my Bernina Activa 130, and my Handi Quilter Sweet 16. My husband bought my Bernina for me very many years ago. It was the computerized version, much fancier than I had in mind. But being an engineer, he encouraged me to purchase it. It has been wonderful. The settings are automatic (given the computer screen's settings), and it is a workhorse! It's a solid piece of metal machinery, which doesn't give up, no matter what task I put it to! If I would choose to make garments, it also has an overlock and a double overlock stitch, as well as a button hole, and other basic and decorative stitches, which come in handy. It serves my purposes nicely.

My longarm quilting machine, my Handi Quilter Sweet 16, was newly purchased at Creation Station in Buellton. Though they had the stand-up longarm machines, I only had room for a sitdown longarm, which works just fine for me. Dawn, at Creation Station, puts on days-long workshops, teaching people how to use their machines. For me, this workshop was key; it took away absolutely any apprehension I might have had using a longarm. Basically, I have no fear while working with my Sweet 16! I'm a beginner and have a ways to go until my stitches are fluid, but I couldn't be happier for having the ability to machine quilt some of my own quilts!


These are my 2 trusted sewing machines, both of which I absolutely love!

— Andrea Hoelter

Block of the Month for November 2020

Falling Leaves

12 x 12" Block (12.5" x 12.5" Unfinished)



This block is called *Falling Leaves*.
Get a fall leaf print and yellow, green and brown. Think fall colors.

Cutting

• **Yellow:**

Cut 4 - 1 7/8" Squares
Cut 8 - 1 1/2" x 3 1/2"
Rectangles

• **Brown:**

Cut 4 - 1 1/2" x 4 1/2"
Rectangles

• **Dark Green:**

Cut 4 - 3 1/2" x 4 1/2"
Rectangles

• **Leaf fabric fall colors:**

Cut 1 - 4 1/2" Square
Cut 4 - 3 1/2" Squares

Assembly

For best results, please use scant 1/4" seams.

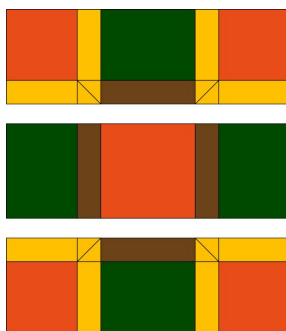
1. Draw a diagonal line across the 4 - 1 7/8" squares. Cut on this line and sew it together.



2. Follow the diagram.

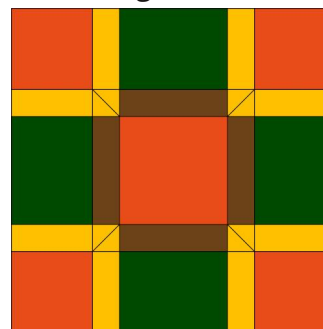
3. Make two of these.

4. Follow the diagram for the rest of the block.



5. Finish the block by sewing them together in three rows.


6. Then sew the rows together.



7. Send it to me by the first Monday in November.

Please mail to **Kika Hutchings 4861 3rd Street, Carpinteria, CA 93013**
Questions? Please call Kika Hutchings 805-566-0045, or email at rjkika1938@gmail.com

Coastal Quilters Guild, Inc.



P.O. Box 6341
Santa Barbara, CA
93160
www.coastalquilters.org

Coastal Quilters Guild, Inc.

Coastal Quilters Guild of Santa Barbara and Goleta is a non-profit, educational and charitable organization. The purpose of the Guild is to educate its members about the history and preservation of the art form of quilting and its related topics; to learn new techniques and improve skills; and to inform the community at large about our quilt making heritage.

Guild Meetings are held on the second Thursday of each month at:

St. Andrew's Presbyterian Church
4575 Auhay, Santa Barbara, CA 93110

October Reminders

- **Guild Meeting (via Zoom), October 8 @ 7pm**
- **Board Meeting (via Zoom), October 15 @ 2pm**
- **Layer Cake Challenge, October 20**
- **Quilter's Coffee Break, October 23 @ 1pm**