



Coast Lines

Coastal Quilters Guild of Santa Barbara & Goleta, California

Volume 32, Number 7, January 2021

Next Guild Meeting
January 14, 2021
6 pm on Zoom
(Note time)

Workshop
January 16, 2021
9 am - 3 pm on Zoom

Board Meeting
January 21, 2021
2 pm on Zoom

Quilters Coffee Break
January 29, 2021
1 pm on Zoom
Spotlight on member
Kristin Otte

Next Month's Meeting
February 11, 2021
7 pm on Zoom
Speaker Mel Beach

Questions? Or need to change your address, phone, and/or email, please notify the Guild at cqginfo@gmail.com

Newsletter articles for February edition due January 24 (send to cqgeditor@gmail.com)


January Speaker: Chawne Kimber

“When the Cotton Is High: Social Justice and Textiles”

January 14, 2021 at 6 pm via Zoom

We have an amazing program in store, and we have Susan Katz to thank for asking Chawne (pronounced “Shawn”) Kimber to be our January speaker. Susan saw some of Chawne’s quilts at a show, and she was very moved by what she observed.

Chawne is a practicing college mathematics professor who started quilting just 15 years ago. In that time, she has won countless juried awards in dozens of shows, including at Houston— five times! Her quilts are modern and geometric, but what makes them unique is how they strongly express her beliefs. They couldn’t be more timely. You may like Chawne’s quilts — or you may not. But her quilts are guaranteed to make you THINK. She has a lot to say about life as a black woman, and she says it with her quilts. As quilters, we will appreciate the work that goes into Chawne’s pieces. It takes her a couple of years to complete a quilt. Because she is presenting from a different time zone, the January presentation will begin at 6 pm. You can see many of her quilts on her website, Cauchy Complete. Take a look to preview what she will show us at Thursday’s meeting and to gather some good ideas for the Saturday workshop with Sam Hunter.



January Workshop:

“Sam Hunter: What’s Your Word?”

Award-winning quilter Sam Hunter will lead a 6 hour workshop called “What’s Your Word?”. Sam has her MFA in Fiber Arts and is the author of the book *Quilt Talk*. You know how some people choose a word they want to focus on for the year? Whether it’s “resilience,” “persistence,” or “fuhgeddaboutit!,” this is your chance to choose your own, then have her walk us through, step-by-step, creating our own quilted word of the year. She’ll help us incorporate all those design decisions like background, fabric choice, font style, and more. It’s a great way to put your personal touch on the new year! Sign up on the CQG website coastalquilters.org.

President's Message



Happy New Year, everyone! I'm sure that like me, you are very happy to have 2020 behind us and are hopeful that 2021 will be a brighter and less stressful year. As Guild president, I couldn't be prouder of the way our organization has adapted to the required

changes this year and has managed to bring robust program offerings to our members. I am also looking forward to the programs being offered in January and February, and hope to see many of you at future meetings and workshops. I'm pleased that our membership has reached healthy numbers —196 as of our last meeting! Welcome to all new members, and to renewing members, as well. I'm also thankful that through donations and mask and fabric sales we've managed to stay healthy financially and have not had to dip into our savings significantly.

A couple of weeks ago, we sent a notice about the Unity Shoppe Telethon, in which we were supposed to be featured. Unfortunately, we apparently did not make the cut. I recorded it and looked through it twice! The only reference was to the "quilt guild" and the reporter held up a knitted sweater and blanket as examples of our work. Some of the photos of the cradles included our cradle sets, but there was no acknowledgement given. However, quite visible were the masks that Sherry Lafler and I made as a special request from Unity Shoppe. They added an embroidered logo to the front of the masks, but they were unmistakably the ones we provided. Oh well, it's a good thing we aren't in it for the publicity. I have some ideas about how to get more notice next year.

Coming up in May is our annual meeting and election of officers. It may seem like a long time away, but it takes some effort to line up our slate of officers. The Election Committee, consisting of Parliamentarian Sue Wuertz and her committee members, Nancy Butterfield, Bee Saunders, Carol Hart, and Joel Blumenthal, will be reaching out to mem-

Coastal Quilters Guild Board

Guild President: Karen Pickford

Program Director: Susan Bullington Katz

Guild Treasurer: Marcia Greiten

Guild Recording Secretary: Mary Maxwell

Corresponding Secretary: Rochelle Schneider

Speaker Liaison: Pamela Holst & Patti Hunter

Workshop Coordinator: Diana Hamilton

Membership Coordinator: Sue Orfila

Parliamentarian: Sue Wuertz

Public Relations Coordinator: Nancy Butterfield

Committee Chairs

Block of the Month: Kika Hutchings

Challenge: VACANT

Coast Lines Distribution: Mary Ringer & Naomi Hicks

Coast Lines Editor: VACANT

Coast Lines Layout: Maria Dzreeva

Community Projects: Kathy Draine, Darilyn Kisch
and Laura Perry

Door Prizes: VACANT

Library: Mary Faria &
the Sew Much Fun Satellite group

Quilt Show Co-Chairs: Eileen Lewandowski &
Nancy Butterfield

Opportunity Quilt: VACANT

Refreshments: Mary Wenzel

Satellite Group Coordinator: Isabel Downs

SCCQG Representative: Rosana Swing

Webmaster: Bonnie Barber

Welcome Committee: VACANT

bers to fill vacancies. There may be as many as eight positions open, depending on whether we are able to allow an extra year for a few positions. There are also many committee leaders needed. If you are interested in helping out the Guild in a leadership role, please reach out to one of the Election Committee members. No job is overwhelming, and you aren't required to operate alone, as you can always have your own committee to help. Please look for an article in this newsletter regarding this topic.

Please stay healthy and safe in the new year!

— **President, Karen Pickford**

Upcoming Guild Board and Committee Nominations

In 2020, we faced extraordinary challenges as individuals and as Guild members. It was heartwarming to see our membership rise to these challenges, meeting and exceeding every expectation set. Continued success requires committed members with good-hearted leadership. That's where you, our members, come in.

Please consider joining the Guild Board or serving as a committee chair this year. We will be electing members to fill eight of the ten Board positions at our annual meeting in May, so please start thinking about how you might serve. Below is a list of positions available, along with a brief description of the duties involved. All positions are allowed to enlist other members to help with the duties, lightening the load. The buddy system is highly encouraged! The time commitment for most positions averages just two hours per week, or roughly eight hours per month.

Available Positions

(See bylaws on website for full descriptions)

- **President (Officer):** The Guild's chief executive officer; presides over Guild meetings and Board meetings.
- **Recording Secretary (Officer):** Records minutes at General and Board meetings.
- **Treasurer (Officer):** Maintains and reports on financial records of the Guild.
- **Corresponding Secretary:** Conducts Guild correspondence.
- **Membership Coordinator:** Maintains and distributes membership records, collects dues, takes attendance at meetings.
- **Parliamentarian:** Maintains order at Board meetings according to Robert's Rules of Order, chairs Nominating Committee, and conducts Guild elections at the annual meeting.
- **Program Director:** Arranges speaker programs and workshops for the future year.
- **Speaker Liaison:** Publicizes upcoming speaker programs and workshops to the Guild. Coordinates

speaker hospitality, facilitates speaker programs, and introduces the speaker at meetings.

- **Workshop Coordinator:** Coordinates all organizational aspects of Guild workshops, including sign ups, fee collection, set up and take down, and facility arrangements. (Incumbent Workshop Coordinator Diana Hamilton is willing to do this for a second year.)
- **Public Relations Coordinator:** Publicizes Guild events and activities to the media and general public. (Incumbent Public Relations Coordinator Nancy Butterfield is willing to do this for a second year.)

Vacant Committee Chairs for 2021-2022


- Challenge:
- Coast Lines Editor:
- Community Projects:
- Door Prizes:
- Opportunity Quilt:
- Satellite Group Coordinator:
- Refreshments:

Please contact Parliamentarian Sue Wuertz via email (election@coastalquilterssb.org) to learn more or to add your name to the ballot for one of these positions.

— **Board Members Nancy Butterfield and Sue Wuertz**

December Block of the Month Winner

Congratulations to Nancy Butterfield, winner of 24 blocks featuring cute Christmas prints. Upon learning she had won, Nancy said, "It's an extra Christmas present!" Thank you to all who participated.



— **Block of the Month Chair, Kika Hutchings**

Angels among Us Support Unity Shoppe



On December 18, Darilyn and Kathy made a timely holiday delivery to the Unity Shoppe. The staff, wearing branded red masks made by Guild members, expressed their gratitude for the protection and com-

fort the masks provide. Coastal Quilters presented Unity Shoppe with two Christmas stockings, thirty quilts, twelve placemats, and nineteen pillowcases. The pictures here tell only part of the story. Imagine the joy of being able to choose one of these items for your loved ones in a troubled, stressful time. That is priceless! Thank you, generous Guild members — you are the angels among us.

— **Public Relations Coordinator, Nancy Butterfield**

Community Projects

Making Lemonade out of 2020 Lemons

Kathy, Darilyn, and Laura want to thank the Guild members for their support of Community Projects during the last year. Your willingness to share your time, talents—and stash—with others has been amazing. Your support of our meeting fabric sales and locker visits have added over \$3000 to the Guild's coffers. Hundreds of quilts, cradle bedding sets, pillowcases, and placemats have been distributed in our community.

You have made lemonade out of a lemon of a year!

And for 2021? Pillowcase kits and panel kits are still available on Darilyn's front porch. Fidget quilts are in demand. All quilts—adult or child, large or small—are appreciated.

— **Community Projects, Kathy Draine, Darilyn Kisch, and Laura Perry**

January Birthdays

Patty Latourell	January 1
Marilyn Martin	January 2
Marty Blum	January 2
Mary Ballard	January 3
Gretchen Beckert	January 3
Nettie Graham	January 5
Jan Inouye	January 7
Lynn Manchester	January 8
Bee Saunders	January 10
Linda Bird	January 16
Shelly Dixon	January 19
Patti Hunter	January 20
Nancy Bauerle	January 23
Gail Tinsley	January 23
Kathy Draine	January 24
Lesley Fagan	January 24
Melissa Frolli	January 27
Pat Yamada	January 29
Pat Masterson	January 30



Mystery Quilt

Do you recognize this quilt? Are you possibly it's maker?



It might have been an entry in the Guild Challenge in 2002. Any clues, stories, or answers are welcome! Contact me via phone or news@coastalquilterssb.org.

— **Public Relations Coordinator, Nancy Butterfield**

Front Porch Holiday Quilt Show

December's Front Porch Holiday Quilt Show was a big success and could even be the start of a new Guild tradition. With 71 quilts to view, the online photo show demonstrated the breadth of our Guild members' creativity when it comes to celebrating the winter holidays. The show can be viewed on the [Guild website](#). Everyone who entered was a winner for sharing holiday spirit. By popular vote, the following Guild members won prizes for their creations:

- **1st place:** Mary Wenzel (\$25 gift certificate to Roxanne's)
- **2nd Place:** Kristin Otte (\$20 gift certificate to The Creation Station)
- **3rd place:** Karen Barksdale (\$15 gift certificate to Grant House Sewing Machines)
- **Best Holiday Spirit:** Pat Masterson in her elf costume (\$15 gift certificate to Grant House Sewing Machines)
- **Viewers Choice Runners up:** Patty Latourell, Lou Ann Schlicter, Polly Matsuoka, Edalee Keehn (\$5 Guild workshop gift certificates)


Thank you to all who entered and to the program volunteers who assembled the slide show and procured the gifts.



Mary Wenzel



Kristin Otte



Karen Barksdale



Patty Latourell



Polly Matsuoka



Edalee Keehn



Patty Latourell



Lou Ann Schlicter

Library News

The Guild library recently received a couple of large book donations. While most of the books are older and will be designated for our sale (whenever we can have it), there were a few we thought would make good additions to our library. Several books give ideas for all those scraps we have, and one has beautiful quilted bag patterns. A couple are "encyclopedias" of quilt patterns, one for Baltimore Album designs, and another for the versatile log cabin pattern. Peruse the list and contact the library if you wish to check out one of these books.

A sampling of recently added books:

- *The Best of Baltimore Beauties, 95 Patterns for Album Blocks and Borders* by Elly Sienkiewicz (2000)
- *Dear Hannah, In the Style of Jane A. Stickle* by Brenda Papadakis (2003)
- *The Quilting Bible, The Complete Photo Guide to Machine Quilting*, Creative Publishing (2010)
- *The Border Workbook, 10th Anniversary Edition* by Janet Kime (2006)
- *Tessellation Quilts, Sensational Designs from Interlocking Patterns* by Christine Porter (2006)
- *Flower Pounding, Quilt Projects for All Ages* by Ann Frischkorn (2000)
- *Strip Clubbing, Fast and Easy Quilts with 2 1/2" Strips* by Daniela Stout (2007)
- *21 Terrific Patchwork Bags* by Susan Briscoe (2003)

—**Librarian, Mary Faria**

Coast Lines News

Elaine Rottman graciously agreed to facilitate this month's newsletter in an interim capacity. We thank her for doing so. We still need to fill this position going forward in order to have a timely newsletter for Guild members.

The editor collects the articles, reviews them, and places them on our Google Drive where the layout editor pulls the articles and works her magic. If you want to get involved with the Guild and be in the know, there is no better way than serving as newsletter editor. If you can step up for this commitment

or are interested in learning more, please contact the Elections Chair, Sue Wuertz (805-403-4439), or give me a call and I can explain the process in more detail (805-452-7288).

— **Coast Lines Retiring Editor, Shelly Dixon**

Kids Can Quilt Exhibition



In support of this exhibition at our next quilt show, we continue to offer beginner quilt kits purchased from the Quilt Alliance project kidsquilt.org with funds provided by the Kiwanis Club of Santa Barbara.

A limited number of kits are available FREE of charge. We ask that parents complete the [registration form](#) in order

to receive the kit for their children. Once completed, we request young quilters loan their quilt to us for display during the coming school year. The string backpack is theirs to keep.

Questions? Contact Nancy Butterfield or email at cqgshow@coastalquilterssb.org.



Events

South Bay Quilters Guild's Quilt Show

February 10-14, 2021


South Bay Quilters Guild's annual quilt show, "Welcome to our Home," will be virtual. The opportunity quilt, "Quilters Village," winner will be drawn February 14 at 4 pm on Zoom. In the works: quilt exhibits with featured quilter Pat Bryan and talented members, quilts for sale, and vendor mall. Check their website for more information at: qs.southbayquiltersguild.org.

(Continued on page 8)

Block of the Month for February 2021

Scrappy Happy Hearts

12 x 12" Block (12.5" x 12.5" Unfinished)



Let's make this heart in many colors, such as a purple or green or blue heart.

Cutting

•**White:**

Cut 5 - 2 7/8" Squares
Cut 6 - 2 1/2" Squares

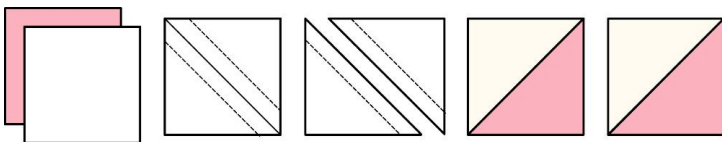
• **Scrappy Colors:**

Cut 5 - 2 7/8" Squares
Cut 20 - 2 1/2" Squares

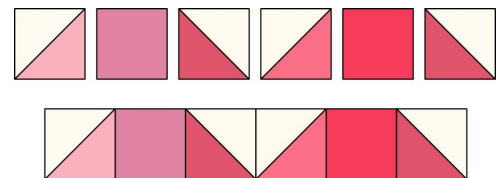
Assembly

For best results, please use scant 1/4" seams.

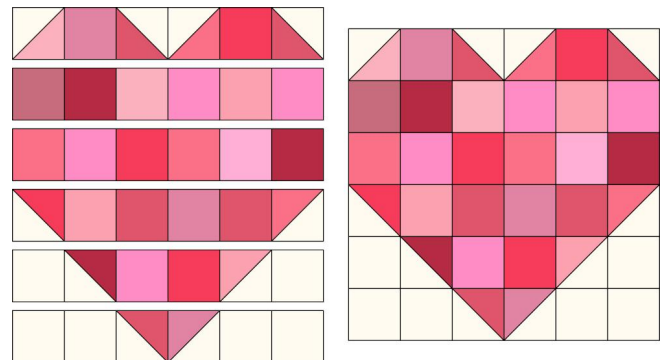
1. Make the half square triangles first. Using the 2 7/8" white and different colors squares, draw a line from corner to corner on the 5 white squares. This is the cutting line. Put white squares and colored squares right sides together and sew a scant 1/4" on each side of the cutting line. Cut on the cutting line and press to the colored side.



2. Combine half-square triangles with 2 1/2" squares in rows as illustrated. You will have six rows.



3. Sew the rows together.



4. Please send this to me by **February 4, 2021**.

Please mail to Kika Hutchings 4861 3rd Street, Carpinteria, CA 93013
Questions? Please call Kika Hutchings 805-566-0045, or email at rjkika1938@gmail.com

QuiltCon Together Online

February 18-22, 2021



QuiltCon is the largest modern quilting show of its kind. Each year, thousands of attendees come to see over 600 modern quilts on display, including 400 juried in from MQG members around the world. This brand new online version of QuiltCon will still feature a juried quilt show as well as topnotch workshops and lectures. The five-day event will include live lectures, panels, and tours, as well as on-demand workshops and many opportunities for socialization.

For more information and to register, please visit the QuiltCon website, quiltcon.com.

Road2CA

This is a friendly reminder that Road@Home — The Virtual Experience is this month, **January 21-24, 2021**. I encourage everyone to use the website roadtocalifornia.com to sign up for their newsletter as well as clicking on the "Road@Home" tab to read the details about the virtual quilt show and class registration.



A few details to help you enjoy this year's Road-2CA:

- **Calendar:** Make sure to register and mark your calendars for Road@Home. There will be exclusive special events beginning on **January 18, 2021**.

- **Vendors:** Shopping the merchants is a big part of the Road experience! Vendors will be doing live demonstrations between set hours at Road@Home.

- **Lectures and Professional Development Events:** There is an innovative lineup for lectures taught by Road@Home faculty, from color theory to quilting and everything in between—Road has you covered.

- **Quilt Gallery:** There will be quilts from past contests, starting in 2004, in the new Road@Home Gallery. Take a walk down memory lane and revisit the last 16 years of Road to California contest quilts! Road@Home also will feature an extensive special exhibit gallery. Stay tuned for further announcements about special exhibits.

- **Classes:** Go to the Road2CA [website](http://road2ca.com) and click the tab "Road@Home" for information about classes and registration.


Information provided by member Rosana Swing from the Road2CA website.



Coastal Quilters Guild, Inc.

Coastal Quilters Guild of Santa Barbara and Goleta is a non-profit, educational and charitable organization. The purpose of the Guild is to educate its members about the history and preservation of the art form of quilting and its related topics; to learn new techniques and improve skills; and to inform the community at large about our quilt making heritage.

Coastal Quilters Guild, Inc.



P.O. Box 6341
Santa Barbara, CA
93160
www.coastalquilters.org