



Coast Lines

Coastal Quilters Guild of Santa Barbara & Goleta, California

Volume 32, Number 12, June 2021

Next Guild Meeting

June 10, 2021
Challenge Quilt
Presentation
at 7 pm on Zoom

Sew-in

June 12, 2021

Board meeting

June 17, 2021
at 7 pm on Zoom

Quilters' Coffee Break

June 25, 2021
at 1 pm on Zoom

Next Month's Meeting

July 8, 2021
at 7 pm on Zoom

Questions? Or need to
change your address,
phone, and/or email,
please notify the Guild at
cqginfo@gmail.com

Newsletter articles
for July edition
due June 27th
(send to cqgeditor@gmail.com)

July Speaker: Kathy Doughty "Organic Applique"

July 8, 2021 Guild Meeting 7 pm via Zoom

Kathy Doughty, our July 8th speaker, is another well-known quilter Zooming to us from Australia. Kathy Doughty started quilting in 1993 shortly after relocating to Australia from her home in the USA. She found her community amongst the quilters she met through her craft. In 2003 Material Obsession was created. It is a place where quilters are encouraged to experiment with textiles, design, and method. She loves traditional patterns and pairing them with contemporary fabrics. Check out these links to see some of her quilts:
www.facebook.com/pages/Material-Obsession/227097140676247
www.creativebug.com/instructors/kathy-doughty




July Workshop "Making Confident Choices" by Kathy Doughty

Saturday, July 10, 2021

2 pm - 5 pm via Zoom, \$35

In her workshop, Kathy presents three sections of instruction being:

- Working with Fabric - making selections based on how fabrics perform.
 - Technique - technical demonstrations and or videos on using Wash Away Paper and the other techniques in my book.
 - Composition - Ideas and samples of ways to use the techniques and colour ideas in quilts with a view to personalise your quilts.
- Organic Appliqué, Making Confident Choices appeals across a broad range of interests and styles of quilters as well as from beginner to experienced.



President's Message

It's hard to believe, but this is my last newsletter article as President of CQG. It has been an honor to serve as your President for the past two years - most of which has been this unprecedented time under



Covid19 restrictions. I'm so proud of the work we've done to continue our services and programs during challenging circumstances. I will miss being an active part of CQG, but hope to continue as a remote member - and will visit when I can. I especially want to attend our Quilt Show in 2022, so look for me there.

If you missed my "State of the Guild" segment at our Annual May meeting (the beginning of the May General meeting), I want to give you a few highlights from the past year. To begin with, it's important to report that our financial status is healthy. When budgeting at the beginning of the fiscal year, we projected that we would be approximately \$4000 in the red by this time, however it turns out that we have a surplus of almost \$5000. This is due to several things including: 1) lower expenses without in-person meetings, 2) refunds from Goleta Community Center and Earl Warren Showgrounds, 3) mask sales during the early part of the fiscal year, and 4) most importantly, fabric sales through locker appointments and the big sale in April. This sale brought it almost as much as we typically net from a quilt show! Something to think about moving forward.

Another boost to our bottom line has been maintaining a healthy membership. While many guilds have reported losing members, we have maintained just over 200 members and have expanded our reach with members joining from other cities and states.

For the past year, I've been singing the praises of our Program Director and Zoom team for quickly transitioning our Guild to virtual meetings, beginning with the Coffee Breaks last April. Our ability to

Coastal Quilters Guild Board

Guild President: Karen Pickford
Program Director: Susan Bullington Katz
Guild Treasurer: Marcia Greiten
Guild Recording Secretary: Mary Maxwell
Corresponding Secretary: Rochelle Schneider
Speaker Liaison: Pamela Holst & Patti Hunter
Workshop Coordinator: Diana Hamilton
Membership Coordinator: Sue Orfila
Parliamentarian: Sue Wuertz
Public Relations Coordinator: Nancy Butterfield

Committee Chairs

Block of the Month: Kika Hutchings
Challenge: Bee Saunders and Pat Masterson
Coast Lines Distribution: Mary Ringer & Naomi Hicks
Coast Lines Editor: Tami Knudson
Coast Lines Layout: Maria Dzreeva
Community Projects: Kathy Draine, Darilyn Kisch and Laura Perry
Door Prizes: VACANT
Library: Mary Faria & the Sew Much Fun Satellite group
Quilt Show Co-Chairs: Eileen Lewandowski & Nancy Butterfield
Opportunity Quilt: VACANT
Refreshments: Mary Wenzel
Satellite Group Coordinator: Isabel Downs
SCCQG Representative: Rosana Swing
Webmaster: Bonnie Barber
Welcome Committee: VACANT

bring in dynamic speakers from as far away as Australia is pretty amazing. I selfishly hope that we are able to continue virtual meetings along with our in-person meetings in the future.

I also want to commend our librarians for helping to find a way to provide that service to our members. Block of the Month continued through most of our meetings and helped to inspire creativity - and just gave us a project to do during our confinement. The Coffee Breaks gave us a great opportunity to Show & Tell our projects.

(Continued on page 3)

(Continued from page 2)

And as you are probably aware, we now have a PayPal button on our website to pay for workshops. I expect that will expand to membership as soon as that is possible. I also want to thank all of our mask making members, who together made over 6000 masks for our community through about September of 2020.

I'm happy to see that we have a full slate of officers and almost all committee positions are filled. What a great group of members we have to step forward to fill these important roles. I feel confident that we are leaving the Guild in capable hands moving forward.

I wish you all the best and hope you are soon back to normal activities. Please stay in touch. My email and phone number will remain the same and my new address will be published in the new directory. I'll miss you all, but am excited for my new adventure.

— **President, Karen Pickford**

Challenge Round-Up

Thank you to everyone who made and submitted a quilt for this year's Challenge. We had 25 entries all together and 17 of those incorporated ALL 21 of the Scavenger Hunt items! I'm sorry we won't get to view them in person quite yet, but even seeing them virtually is a real treat. There will be an e-blast going out on June 1st containing a link to the slideshow of entries along with instructions on how to vote for your favorites. I highly recommend looking at them on a large screen so that you can zoom in on the wonderful details. There are some very imaginative interpretations of the theme and I am seriously impressed with people's fabric stash, even without the aid of the Treasure Table!

Thank you again to all participants, and do please remember to vote!!

— **Bee Saunders**

Guild Board Election Results

Please thank and congratulate all of the newly elected and re-elected Board Members.

2021-2022 Guild Board	
Board Positions	Elected
Guild President (Officer)	Bee Saunders
Recording Secretary (Officer)	Susanne Kyre
Guild Treasurer (Officer)	Marcia Greiten
Corresponding Secretary	Cynthia Manzer
Membership Coordinator	Sue Orfila
Parliamentarian	Joel Blumenthal
Program Director	Susan Bullington Katz
Speaker Liaison	Carole Kennedy
Workshop Coordinator	Diana Hamilton
Public Relations Coordinator	Nancy Butterfield

Committee Chair Positions Filled	
Block of the Month	Kika Hutchings
Challenge	-vacant-
Community Projects	Mary Maxwell, Ranell Hansen, Pam Holst, Linda Estrada
Door Prizes	-vacant-
Library	Mary Faria & Sew Much Fun SG
Newsletter Distribution	Mary Ringer
Newsletter Editor	Tami Knudson
Newsletter Layout	Elisa Purnell
Opportunity Quilt	Sue Kadner & member
Quilt Show	Nancy Butterfield / Eileen Lewandowski
Refreshments	Mary Wenzel
Satellite Group Coordinator	Sam McIlraith
SCCQG Representative	Rosana Swing
Webmaster	Bonnie Barber
Welcome Committee	Sue Wuertz

Questions about the election? Please contact Sue Wuertz, Parliamentarian or Nancy Butterfield via email election@coastalquilterssb.org.

Opportunity Quilt

Did you get the opportunity to purchase tickets to the Glendale Quilt Guild's Opportunity Quilt? Here's your chance to view other guild's Opportunity Quilt ticket sales on the website, www.sccqg.org, Southern California Council of Quilt Guilds. Coastal Quilters Guild of Santa Barbara/Goleta is a member of this quilt guild organization that represents about 50+ guild members, including Desert Quilters of Nevada in Las Vegas, NV! This link goes to the Home Page, where you go down to "Gallery of Guild Opportunity Quilts" to view the Opportunity Quilts by guild. Following the instructions, the Calendar button is at the bottom of the Home Page. You need to use the Drawing Date to get the ticket purchase information. E.G. For the Orange County Quilters Guild, you use the September 14, 2021 date on the Calendar."

— *Rosana Swing, SCCQG Representative*

Membership for 2021-2022

It's time to renew your Coastal Quilters Guild membership for 2021-2022. Your membership runs from July 1 through June 30. Look for our 2021-22 Membership Form, located on our website (www.coastalquilters.org). Prices are: Member dues: \$40; Directory mailed: \$2; Newsletter mailed: \$15; and of course, Donations are most welcome!

Can't download the form? Call me and I will mail the Membership Form to you. If you would like to use a credit card for your membership, please email or call me with your credit card number, expiration date, and CCV code.

Please mail your Membership form to:

*Coastal Quilters Guild
P.O. Box 6341
Santa Barbara, CA 93160*

— *Sue Orfila, Membership Coordinator*

May BOM Winner

Congratulations to Linda Bird who won seventeen very pretty May Flowers quilt blocks. Thank you everyone who made blocks for this month's Block of the Month!



— *Block of the Month Chair, Kika Hutchings*

June Birthdays

June Fincher	June 1
Sue Wuertz	June 4
Jody Begert	June 5
Dianne Rockwell	June 9
Francine Smith	June 13
Mary Wenzel	June 13
Kelly Hildner	June 14
Barbara Aspen	June 16
Pam Holst	June 16
Susan West	June 16
Suzanne Ahn	June 17
Tami Knudson	June 17
Gwynn Hladyniuk	June 20
Kristin Otte	June 21
Judy McCartney	June 22
Susanne Kyre	June 23
Lou Ann Schlichter	June 26
Suzanne Zanesco	June 28



Quilted Postcards - A Fundraiser

Our inventory of beautiful and unique quilted postcards for this fund raising project is growing by the day. We are grateful that nearly fifty Guild members have joined in to make more than 275 postcards so far. Our goal/hope is to gather 600+ in order to provide a wealth of choices that blow the doors off any expectation the buying public might have. Something for everyone, no theme too hokey.



Postcards by Rita Hardin and Rosana Swing

Instructions for making the postcards are on our website www.coastalquilters.org/postcards.html. We hope each member makes at least five.

In support of this project, we plan to offer additional demo / instruction during the upcoming June 12th sew day. Please join in, there is plenty of fun to be had.

We plan to sell the postcards at a yet-to-be identified public event. \$5.00 each, Five for \$20. Please contact Nancy Butterfield or Sam McIlraith with any questions or feedback.


Questions about Quilted Postcards? Please contact Nancy Butterfield.

May Activities

Our May 13 speaker, Jenny Bowker, presented an absolutely extraordinary program "Pack and Follow". Jenny married a diplomat and took up quilting. As they moved to different countries, her quilts record the amazing places she loved and people she met, along with their stories and culture. Not only are her quilts imaginative, large, and beautifully designed, her quilting is very well done. Eighty-nine of us listened to her on Zoom, and I think most of us felt she was extremely modest about the classes she taught to young women, empowering them with confidence and skills they did not know

they had. The respect she has for the people is more than evident. She uses the fabrics available in each area, adding them to her stash as she travels. Explore her website as she has dozens of lovely and interesting photos she has taken on her travels. She has patterns for sale on Etsy.

President's Quilt for Karen



Deciding on the 'Mask' theme for the quilt honoring and thanking Karen for her service as President was the easy part. Her leadership of the Guild mask-making project for the community during the onslaught of the pandemic was exemplary. Ranell Hansen designed the

mask block in the style of the traditional 'signature' quilt and our members contributed their blocks—each one beautiful, each one unique. The difficult part is that we have to say farewell to Karen because she is moving to Weatherford, Texas very soon. A true-blue quilter, she has already joined the local quilt guild in her new hometown. A bright spot for all of us Guild members is that she intends to continue to attend our Guild meetings via Zoom. We all wish her joy and happiness in her new home.

— **Nancy Butterfield**

What a glorious surprise to have a completed quilt delivered to my door by fellow members. I feel so honored by the gift, and extremely lucky that it's finished! Thank you to all for this treasure and especially to Ranell Hansen for designing, constructing and quilting it. It will bring back fond memories whenever I look at it and see all of your names.



— **Karen Pickford**

In Memoriam

The Guild sent its condolences to the following members:

*Gwynn Hladyniuk for her father Brett Gourley
Judy Messick for her husband David
Paula Whited for her husband Richard*

And here is the story of long time member Dee Johnson who passed in January of this year. The story was provided to the Guild by Dee's daughter, Erin.



Dee Johnson

Dee was such a unique individual and a loss to many of us. We have heard that there will be a memorial service for Dee in Santa Barbara sometime in the future. This picture was taken in 2016 and reflects the epitome of Dee with her great smile and pink hair – and

the ability to make a quilt almost every week!

Dee Johnson was a force to be reckoned with! She had passion and heart and spunk and style. She lived her life to the fullest and never settled for anything less than the high road. We celebrate her tenacity and spirit and her love for quilting. I'd like to tell you a little bit about her journey in this world.

Dee was born and raised in Rapid City, South Dakota to Lyman and Carla Burud in June of 1944. After graduating high school she took her dreams to San Francisco and attended the San Francisco School of Fashion Design. Dee met her future husband, Eric Johnson, and they married in Carmel and had a beautiful daughter, Kari Shareen, in March of 1965. Eric and Dee both had family in Santa Barbara so they soon relocated there and started making a life there.

Eric was a sailor at heart and, despite the fact that Dee could not swim, he was able to convince

her to adventure with him on the Pacific Ocean in the little sailboat he bought, a 22 foot canary yellow Coronado. In 1969, on this very boat, their second daughter was almost born off the coast of Santa Barbara (luckily they made it to the hospital) and in March of 1969 Erin Kirsten was born.

Life in California took on an easy stride as they raised their kids. Eric worked as a court reporter and Dee was a teacher's assistant at the local elementary school while the kids were there. Eventually Dee became a Patient Advocate at the Santa Barbara Psychiatric Health Facility where she enjoyed helping patients and co-workers alike.

Eric and Dee divorced in 1995. Dee found George Sherman and this was the turn of fate that fairy tales are made of. The two of them were quick soul-mates and spent weekends traveling to see Blues Bands and taking trips in George's motorhome to everywhere they could imagine in the U.S.

Their love story continued for another 25+ years. They spent their last years together going back and forth from their Santa Barbara home to their home in Whittier, enjoying what life had to

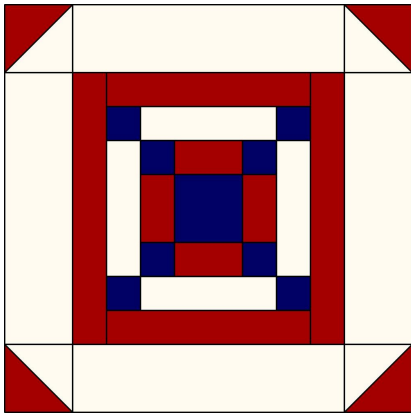


Dee and George

offer wherever they happened to be at the moment. Dee especially enjoyed quilting and made so many amazing works of art. She poured her heart and soul into each piece and gave many gifts that will forever be cherished by their owners. As Dee started to develop her dementia, George remained by her side, devoted to her. Throughout her dementia, she never, ever forgot who he was and would look for his company every minute of every day. One sunny day in January, 2021, as they were enjoying the morning sun in the backyard of George's home, Dee suddenly collapsed without warning. She passed peacefully that day with George by her side. What an amazing ending to a beautiful life. She will be remembered by all those who knew her for her amazing quilting abilities and her giving heart and tenacious personality.

Block of the Month for July 2021 Yankee Charm

12 x 12" Block (12.5" x 12.5" Unfinished)

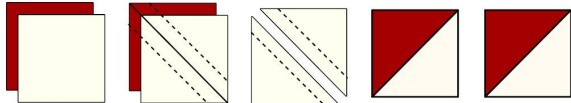


Let's make this in red white and blue for a patriotic July.

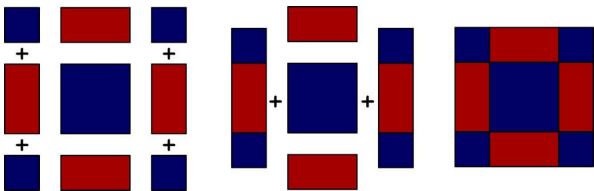
Assembly

For best results, please use scant 1/4" seams.

1. Start by making 4 HSTs with white and red. Put right sides together and draw a diagonal line across the white square. Sew 1/4" on each side of this line. Cut on the diagonal line and press to the dark color.



2. Next, sew a red 1 1/2" x 2 1/2" rectangle to the top and bottom of the center 2 1/2" square. Sew a 1 1/2" blue square to the top and bottom of 2 - 1 1/2" x 2 1/2" rectangles. Sew these units on each side of the center square unit.



3. Next, sew 2 - 1 1/2" x 4 1/2" rectangles on the top and bottom of the unit you just made. Next, sew a blue 1 1/2" square to the top and bottom of two 1 1/2" x 4 1/2" rectangles. Sew these units to the sides of the larger unit.

Cutting

• White:

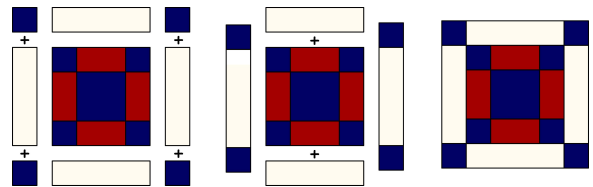
- Cut 4 - 1 1/2" x 4 1/2" Rectangles
- Cut 4 - 2 1/2" x 8 1/2" Rectangles
- Cut 2 - 2 7/8" Squares

• Blue:

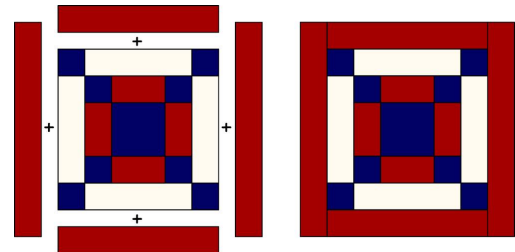
- Cut 1 - 2 1/2" Square
- Cut 8 - 1 1/2" Squares

• Red:

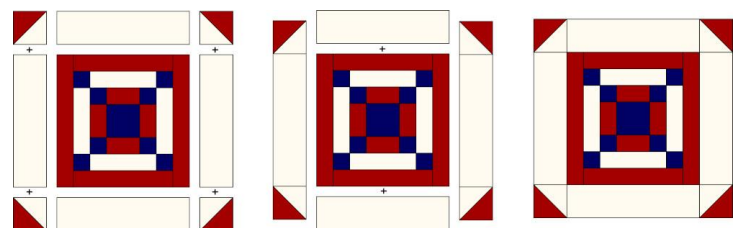
- Cut 4 - 1 1/2" x 2 1/2" Rectangles
- Cut 2 - 1 1/2" x 6 1/2" Rectangles
- Cut 2 - 1 1/2" x 8 1/2" Rectangles
- Cut 2 - 2 7/8" Squares



4. Next, sew 2 red 1 1/2" x 6 1/2" rectangles to the top and bottom of the unit you just made. Next, sew two red 1 1/2" x 8 1/2" rectangles on each side of the unit you just completed.



5. Next, sew two white 2 1/2" x 8 1/2" rectangles on the top and bottom of the unit you just made. Now sew the HSTs to the top and bottom of two white 2 1/2" x 8 1/2" rectangles. Sew these on to the sides of the block.



7. Mail this to me by **July 5 th** and be sure to let me know if you want to win the blocks or not.


Please mail to **Kika Hutchings 4861 3rd Street, Carpinteria, CA 93013**

Questions? Please call Kika Hutchings 805-566-0045, or email at rjkika1938@gmail.com



Coastal Quilters Guild, Inc.

Coastal Quilters Guild of Santa Barbara and Goleta is a non-profit, educational and charitable organization. The purpose of the Guild is to educate its members about the history and preservation of the art form of quilting and its related topics; to learn new techniques and improve skills; and to inform the community at large about our quilt making heritage.



Coastal Quilters Guild, Inc.

P.O. Box 6341
Santa Barbara, CA
93160
www.coastalquilters.org

