

Coast Lines

Coastal Quilters Guild of Santa Barbara & Goleta, California

Volume 33, Number 10, April 2022

Next Guild Meeting

April 14, 2022

Timna Tarr

“Flying Colors Trunk Show”

6 pm on Zoom

Please note time change

Day Guild

April 14, Noon - 2 pm

at St. Andrew's Church

Masks Required

HOC Quilt Show Meeting

April 14, 2 - 3 pm

at St. Andrew's Church

April Workshop

April 23, 30, May 7 & 14

Lea McComas

“Fused Raw-Edged

Portrait Quilts”

on Zoom

Board Meeting

April 21, 7 pm on Zoom

Quilters' Coffee Break

April 29, 1 pm on Zoom

Next Month's Meeting

May 12

Yvonne Fuchs

“Transparency Fabric

Selection: Tips & Tricks”

7 pm on Zoom

Questions? Or need to change your address, phone, and/or email, please notify the Guild at info@coastalquilters.org

Newsletter articles for May edition due April 24, 2022


send to:

newsletter@coastalquilters.org

April Program: Timna Tarr “Flying Colors Trunk Show”

April 14, 2022 Guild Meeting at 6 pm via Zoom

Contemporary quilter Timna Tarr describes herself as an “improviser with planning tendencies”. Her work revolves around color and small compositions. Each block in a quilt is made as its own element, independent of the other blocks. After all the blocks are sewn, she works her magic and arranges them to play off each other and work together to create a larger whole, which may include hundreds of different fabrics. Timna loves to watch how the project changes and transforms with the addition of each color and texture. She purchases fabric in a way that might be a bit foreign to some of us as she only buys 1/4 to 1/3 of a yard of fabric at a time, which then forces her to be more creative.



Even though her mother and grandmother were quilters, Timna had no desire to follow in their footsteps until 20 years after graduating from college with a degree in Art History.

Since then, she has custom designed and quilted thousands of quilts. Her nationally award-winning quilts have been seen in numerous exhibits, quilting magazines, and books. She has been winning awards at quilt shows since 2010, with the most recent being the Judge's Choice at the 2021 Vermont Quilt Festival.

Timna will be joining us from the East coast time zone so her presentation will begin at 6:00 PM Pacific time. Our Guild business meeting will follow.

President's Message

I wish to thank all of the members who have volunteered to take on Board and Committee positions in the coming year. Do look out for more information on the upcoming election, including some



proposed by-law changes. I appreciate all that our members do to support our Guild and I recognize that it is all voluntary. Please continue your fine job of supporting the Guild whenever and wherever you feel you can.

On that note, I am seeking the help of any individual or Satellite Group who would like to help with the picnic and festivities at the July picnic. This has been a Guild tradition for many years and not holding it for the last two years has been tough. But we are really hoping we can have an in-person event this year and celebrate all aspects of our Guild, and especially the new members that many of us have never even met! Nancy Butterfield has volunteered to coordinate but she cannot, and more importantly should not have to, do it all herself! So please do let her or me know if you can help to make this exciting opportunity come to fruition!

Meanwhile, plans for the Quilt Show continue apace. I only wish I could say the same for my intended show entries! I am suddenly conscious that time is marching on and my life becomes steadily busier as society cautiously reopens. But I keep reminding myself that making time to sew, quilt and be creative in any way is a vital piece of self-care. I owe it to myself, as do you all, to make that opportunity a reality!

With best wishes to stay safe and keep being creative!

- *Bee Saunders, CQG President*

P.S. I loved that several members wrote to me after reading last month's note from me, confirming that they too are Wordle players. Annoyingly, I hadn't taken my own advice the day CLOTH came up soon afterwards!

Coastal Quilters Guild Board

Guild President: Bee Saunders
Recording Secretary: Susanne Kyre
Guild Treasurer: Marcia Greiten
Corresponding Secretary: Cynthia Manzer
Membership Coordinator: Sue Orfila
Parliamentarian: Joel Blumenthal
Program Director: Susan Bullington Katz
Public Relations Coordinator: Nancy Butterfield
Speaker Liaison: Carole Kennedy
Workshop Coordinator: Diana Hamilton

Committee Chairs

Block of the Month: Kika Hutchings
Challenge: Elisa Purnell
Community Projects: Ranell Hansen, Pam Holst, Linda Estrada, Rochelle Schneider
Door Prizes: Lynn Manchester
Library: Mary Faria
Newsletter Distribution: Mary Ringer
Newsletter Editor: Eileen Lewandowski
Newsletter Layout: Elisa Purnell
Opportunity Quilt: Sue Kadner & member
Quilt Show: Nancy Butterfield & Eileen Lewandowski
Refreshments: Mary Wenzel
Satellite Group Coordinator: Sam McIlraith
SCCQG Representative: Rosana Swing
Webmaster: Bonnie Barber
Welcome Committee: Sue Wuertz

**NOT ALL WHO WANDER
ARE LOST.**

**SOME ARE JUST LOOKING FOR THE SCISSORS,
WHICH I SWEAR, I JUST HAD...
RIGHT HERE!**

WWW.SLIPPEDSTITCHSTUDIOS.COM



Annual Business Meeting & Election

In accordance with our by-laws, please note that the annual members' meeting will be held on **Thursday, May 12, 2022, at 7:00pm on Zoom**. Voting on the nominated slate of officers for fiscal year 2022/2023, and the proposed by-law changes will be done by mail. The final list of proposed slate of Officers and Board Members for the ballot are as follows:

President: Bee Saunders
Recording Secretary: Susanne Kyre
Guild Treasurer: Sandra O'Meara
Corresponding Secretary: Cynthia Manzer
Membership Coordinator: Jennifer Frangos
Parliamentarian: Joel Blumenthal
Program Director: Nancy Butterfield
Public Relations Coordinator: Elaine Rottman
Speaker Liaison: Carole Kennedy
Workshop Coordinator: Bonnie Barber

Recommended Coastal Quilters Guild Bylaw Changes

At their March 17, 2022, meeting, the Board approved submitting the following proposed Bylaw changes to the Guild membership. Members will have the chance to vote on these proposed changes on the ballot that will be sent to you in May.

Section 8.3, Election Committee:

Note: Since the Bylaws were updated in 2020, there has been some confusion about usage of the word 'slate' and when various election procedures should take place. The proposed revision of this section is intended to resolve those issues by making clear the duties of the Elections Committee, including when the names of candidates should be announced and when nominations for elected positions close.

Current Wording:

8.3.a: The Elections Committee shall review duties and qualifications for elected and non-elected positions, recruit candidates and prepare a slate of qualified candidate(s) for elected positions and a list of interested candidates for non-elected positions.

8.3.b: At the March General Meeting, the Chair shall present the proposed slate and ask for nominations from the floor. The final slate of candidates, and the names of the President's appointees for non-elected positions, shall be published in the April newsletter together with notice of the May Annual meeting and elections.

8.3.c: The Elections Committee shall have responsibility for handling all aspects of the election process at the May Annual meeting and other meetings of the members.

Proposed Wording:

8.3.a: It is the responsibility of the Elections Committee to recruit candidates for all elected positions and prepare a slate of candidates qualified per section 8.2.

8.3.b: It is the responsibility of the Elections Committee to prepare for the President a list of members interested in being appointed to non-elected positions.

8.3.c: The Chair of the Elections Committee shall ask for nominations for elected positions no later than the February General Meeting and include the list in the February newsletter and/or e-blasts. Nominations will close as of the due date for the April newsletter. The final slate of candidates shall be published in the April newsletter together with notice of the May Annual meeting and elections.

8.3.d: The Elections Committee shall have responsibility for handling all aspects of the election process at the May Annual meeting and other meetings of the members.

Section 7.4, Voting at Members' Meetings:

Note: Currently our bylaws only allow election of officers and directors by ballot. The proposed change would allow "election by acclamation" for unopposed candidates. An acclamation is a form of election that does not require a ballot. We recently learned that elections by acclamation are allowed under Robert's Rules but we cannot use this method unless our Bylaws are modified to allow. If proposed Bylaw is approved, any candidate who runs unopposed would be elected "by acclamation" without the need for a ballot vote. This would simplify election of unopposed candidates.

Current Wording

7.4.c: Voting may be by voice or ballot, except that any election of officers and directors must be by ballot.

Proposed Wording:

7.4.c: Voting may be by voice or ballot, except that officers and directors must be elected by ballot or acclamation. Changes to the Bylaws or other legal documents must be by ballot. A candidate who runs opposed must be elected by ballot. A candidate who runs unopposed will be elected by acclamation, not ballot. The Chair of the Election Committee, or their designee, will announce the names of the officers and directors elected by ballot and those elected by acclamation at the May meeting and the results will be published in the June newsletter

We hope our explanation makes sense and you will approve these changes on the May ballot. If there are questions, please contact sgkadner@coastalquilters.org and she will get in touch with you to help resolve.

Bylaws Committee: Heather Georgakis & Sue Kadner

May Speaker: Yvonne Fuchs “Transparency Fabric Selection: Tips and Tricks”

May 12, 2022, 7 pm, via Zoom

Yvonne Fuchs, former aerospace engineer turned fabulous quilter, will join us to discuss transparency quilts which are her favorite design technique.



Transparency quilts use fabric values to create the layered effects with the key being the fabric selection. In this presentation, she will talk about how to approach fabric selection and include tips and tricks on how to use common technology to your benefit when shopping online or in person.

Learn how color value can be used to make your fabric choices for a quilt pop.

- Carole Kennedy, Speaker Liaison

Community Projects

Hello Quilters!!! Community projects is looking for a few good people who would love to practice their free motion or walking foot quilting on some finished tops. We have about 8 quilt tops that have been donated to Community Projects that need to be finished. If you cannot commit to quilting one of them, maybe you would be willing to put on a binding for another member who quilted the quilt top. We will provide the batting and backing. It is a well known fact that the more you do something, the better you get. Machine quilting is a skill that takes a lot of practice. What better way to practice than on a quilt that is already pieced for you. Please contact Pamela Holst or Linda Estrada to get one of our quilt tops to finish.

Our little committee is losing one of our very important members. Mary Maxwell is moving to Texas to be near her family who live outside Dallas. We are sad to see Mary go and at the same time happy for her as she embarks on this new chapter of her life. Rochelle Schneider has volunteered to take over Mary's spot on the Community Projects. Welcome Rochelle. It will be fun to get to know you a little better.

Keep sewing and keep handing in those wonderful Community Projects.

**Ranell Hansen, Pamela Holst,
Linda Estrada, & Rochelle Schneider,
Your Community Projects Team**

Workshop With Yvonne Fuchs “Transparency Quilt Workshop”

May 14 & 21, 2022, 11 am - 2 pm, via Zoom

Apply what you learned in Yvonne's presentation during this workshop. Learn how to evaluate fabric choices for transparency overlay and about how the visual relationship between different colors, print sizes and tones can be balanced in your quilts by working through the Wayward Transparency pattern. This pattern offers your choice of six different quilt sizes in two layout options...lots of possibilities! You will be given the pattern, supply list and handout with lots of instructions when you register for this workshop.

Workshop registration is available on the [Coastal Quilters Guild website](#).

- Carole Kennedy, Speaker Liaison



Lea McComas Workshop

April 23, April 30, May 7 & May 14, 9 am, via Zoom

The very creative and engaging Lea McComas presented a wonderful program at our February Guild meeting. Her portrait art is amazing and now you will have the chance to learn to create one of these portrait quilts using the person or pet photo of your choosing.



This workshop will take place over 4 weeks. The timing is a bit different as the student needs to work on the project and watch videos between sessions. The workshop is a combination of taped lessons by Lea McComas and 4 weekly live sessions with Lea via Zoom to answer questions and give tips and feedback to students. Four weeks of access to videos and 4 live Zoom sessions with Lea will only cost you \$80.00! Such a deal!



Workshop dates are Saturday April 23 - April 30 - May 7 and May 14 at 9:00 am. Find more information and [REGISTER for this workshop](#) on the Guild's website.

- Carole Kennedy, Speaker Liaison

Guild Challenge 2022

Block of the Month

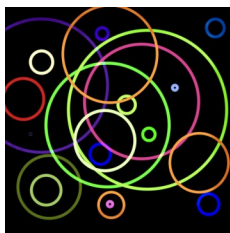
CIRCLES OF LIFE

Everything
Turns,
Rotates,
Spins,
Circles,
Loops,
Pulsates,
Resonates,
And
Repeats.

Circles
Of life,
Born from
Pulses
Of light,
Vibrate
To
Breathe,
While
Spiraling
Outwards
For
Infinity
Through
The lens
Of time,
And into
A sea
Of stars
And
Lucid
Dreams.

- **Suzy Kassem**
*Rise Up and
Salute the Sun:
The Writings of
Suzy Kassem*

Have you started your Challenge project? The 2022 Quilt Challenge will use the poem, "Circles of Life", by Suzy Kassem for inspiration. Entries are due May 12 - more info soon.



Challenge Requirements:

- include 3 types of circles - these can be in the fabric used, an embellishment, an attached shape, in the quilting, etc.- be creative!;
- may use a line/phrase from the poem in lieu of one type of circle;
- include a recognizable amount of the color orange;
- have more/less than 4 sides on the finished piece - no 4-sided entries;
- have 3 layers, be quilted in some manner and be made only by the participant;
- can be made from a pattern created by someone else but the work must be only the participant's;
- may be 3-dimensional;
- due to space restraints, size should be limited to a perimeter of 120" or less;
- be a new piece, begun in response to this challenge;
- Challenge elements must be on the front of the entry;
- one entry per person;
- due date is the May Guild meeting on May 12; goal is for voting/display at the June meeting.

Most importantly, have fun!

- **Elisa Purnell**

challenge@coastalquilters.org

Block of the Month winner for March was Naomi Hicks! She won 11 blocks. Thank you to all who participated.



We need a new volunteer to do BOM for the coming year. I will help anyone who volunteers.

- **Kika Hutchings**

April Birthdays

Sandra O'Meara	April 1
Judy Lucas	April 1
Laura Perry	April 5
Roxanne Barbieri	April 5
Margaret Kocimski	April 8
Grant House	April 10
Elizabeth Shasberger	April 12
Betty Shumaker	April 17
Margaret Dear	April 18
Jean McCaffrey	April 19
Karen Pickford	April 20
Louise Salgado	April 20
Linda Kriss	April 21
Sam McIlraith	April 23
Judith McCaffrey	April 23
Elaine Rottman	April 25
Paula Whited	April 25
Paulette Ley	April 26
Diana Hamilton	April 27
Gwen Jeter	April 27
Darilyn Kisch	April 28
Marcia Degner	April 28



Block of the Month for May 2022

Twinkle Star


12" x 12" Block (12.5" x 12.5" unfinished)

Make this block out of yellow
and two shades of blue.



Cutting

- Cut 6 light blue $3\frac{7}{8}$ " squares
- Cut 6 dark blue $3\frac{7}{8}$ " squares
- Cut 4 yellow $3\frac{7}{8}$ " squares



Assembly

1. You are making 16 half square triangles (HST). Basic directions for HST: Put right sides together, draw a diagonal line on the light color and sew $\frac{1}{4}$ " on each side of the line. Cut on the line. 2 HST made.
2. Make 4 light blue with dark blue. This will make 8 HST.
3. Make 2 light blue with yellow. This will make 4 HST.
4. Put 2 dark blue with yellow. This will make 4 HST.
5. Sew these together in rows following the picture.

Mail these to Kika by May 9, 2022. Thank you.

The June block will be my last block. We need a person to take over BOM. I will be glad to help you.

Please mail to Kika Hutchings, 4861 3rd Street, Carpinteria, CA 93013

Questions? Please call Kika Hutchings, 805-566-0045, or email at rjkika1938@gmail.com

Harvest Of Colors Quilt Show

September 24–25, 2022, at Warren Hall

The Quilt Show Committee met from 2-3 pm after the live gathering on March 10. It was well attended and in reviewing the timeline, we are on course to present a wonderful show.

Along with showcasing our talented members' quilts, we have a lot to celebrate with this show:

- a wealth of Challenge quilts to display;
- CQG Boutique filled with Guild members' creations for sale;
- featured exhibition, "Kids Can Quilt";
- our awesome postcards for sale at last!;
- VENDORS in PERSON!

After two years of virtual activities, this LIVE event is sure to be sensational. Each of our Quilt Show Chairs will be looking for your help to make this show a success. When asked to step in and help, please say yes. Many hands make light work, we are so strong when we work together, helping one another!

We are looking for one or two individuals to chair the "take down" Committee position. This is a short-term but immensely important role needed for the last day of the show. Please consider volunteering. Any questions, please feel free to contact Nancy or Eileen.

The next Quilt Show meeting will take place on April 14, from 2-3 pm, after the live meeting at St. Andrew's Church. All members are welcome!

- **Nancy Butterfield & Eileen Lewandowski**

How do you stop
Canadian bacon from
curling in your pan?

You take away their
little brooms.



SCCQG Teacher Presentations

Saturday, April 9, 9:30 am - 1 pm, on Zoom

Please plan to watch the SCCQG's Teacher Presentations comfortably in your own space and chatting with them on Saturday, April 9, 2022 via Zoom from 9:30 am - 1 pm (Pacific Time).

Registration for the Zoom invitation will be sent out to all Guild reps and other officers by April 1, 2022. You will be asked to register, then you will receive the Zoom sign on information to attend the meeting. We request pre-registration to know how many to expect and plan for. There is no charge to attend and watch the Teacher Presentations.

- **Rosana Swing, SCCQG Rep**
rsrdswing@gmail.com
805-680-2670 cell



"Kids Can Quilt"

Do you know a young quilter or emerging quilter who would love to show their work? If so, invite them to exhibit their quilted project in the Harvest of Color Quilt Show, September 24-25, 2022. The Guild is hosting a featured artists exhibition, "Kids Can Quilt". Children 18 years and younger may exhibit a quilted project using any technique, pattern, or design they choose. Bed quilts, wall quilts, quilted pillows, table runners, placements, and even quilted garments are acceptable entries. Pre-registration is required and the deadline to register is June 30, 2022. The quilted project must be completed and submitted to the Show Committee by August 15, 2022. Please visit the [Coastal Quilters website](#) for details on Registration and Quilt Show Entry Guidelines.

If you have any questions or know of a child who would like to participate but may need some guidance or support with ideas and supplies, please contact Tami Knudson at tamiknudson@gmail.com.

Harvest Of Colors Quilt Judging

September 12, 2022, at St. Andrew's Church

The Judging Committee would like to encourage you to submit your quilt(s) to be judged in the Quilt Show. This is a great opportunity to receive an unbiased written evaluation of your quilt(s). The judge will give you positive comments as well as one or two suggestions for improvement. You will receive a personal, confidential, written critique after the show on Sunday.

We are happy to have Christine Brown as our judge this year. Chris is a long-time quilter and a well known NQA certified quilt judge. Quilt entry forms will soon be available on our website. This year there is not a separate form for Judging. There will be limits of two judged quilts per person and a total of 80 judged quilts.

To have pieces judged:

- complete the quilt entry form;
- attach a 4x6" photo of each piece;
- pay a \$25.00 fee for each quilt to be judged;
- choose a category for your quilt: traditional, modern, art or innovative/contemporary. (Category definitions will be on the back of the form.)



The Judging Day is a fun, very busy day and we need all the help we can get! Please think about volunteering to assist on this day. Just send me a note telling me you want to volunteer. Pick a category that works for you! Any specific questions regarding the tasks involved, please feel free to contact me. Thanks so much!

Scribe (12)
Computers (3)
Aides/Helpers/Folders/Runners (10)
Awards Clerk (3)
Reader (1)

- **Carole Kennedy, Judging Chairperson**
kenncarn@yahoo.com

Coastal Quilters Guild, Inc.

Coastal Quilters Guild of Santa Barbara and Goleta is a non-profit, educational and charitable organization. The purpose of the Guild is to educate its members about the history and preservation of the art form of quilting and its related topics; to learn new techniques and improve skills; and to inform the community at large about our quilt making heritage.



Coastal Quilters Guild, Inc.

P.O. Box 6341
Santa Barbara, CA 93160

www.coastalquilters.org
