



Coast Lines

Coastal Quilters Guild of Santa Barbara & Goleta, California

Volume 34, Number 1, July 2022

Next Guild Meeting

July 14, 2022

"Summertime" Potluck & Picnic
5:30 pm, St. Andrews Church
4575 Auhay Dr., Santa Barbara
Please note time change

No Day Guild in July

July Workshop

July 16, 2022

Postcard Making with Nancy
Butterfield & Sam McIlraith
9 am - 3 pm
Goleta Valley Community Center

Board Meeting

July 21, 2022
7 pm via Zoom

Quilters' Coffee Break

July 29, 2022
1 pm via Zoom

Next Month's Meeting

August 11, 2022
Darilyn's Cool Tools
7 pm, via Zoom

Questions? Or need to change your address, phone, and/or email, please notify the Guild at info@coastalquilters.org

Newsletter articles for August edition due **July 17** ****early deadline****
send to:
newsletter@coastalquilters.org

Summertime! Potluck & Picnic

July 14, 2022 Guild Meeting at 5:30 pm at St. Andrews Church

Our annual picnic theme this year is **Summertime**, so please wear a hat that reflects the season - bucket hat, visor, straw hat! We will be eating outside though, so bring a sweater or jacket to be comfortable.



- Please bring your show quilt if you would like to have it photographed for your entry.
- We will have the Treasure Table but not the Library.
- We look forward to welcoming new members at this fun live (at last) event.

Please note the early start time - 5:30 pm! Also, the Guild will provide drinks and paper goods. PLEASE BRING a dish to share that will feed 8-10 (please label your serving pieces/utensils). Think "summertime favorites" when making your selection. Include a clearly printed list of your ingredients for members who might have an allergy. We will have access to the kitchen.

Last names:

A - G Main dish. **H - L** Dessert. **M - Z** Salad.


- Nancy Butterfield, Picnic Chair



President's Message

This is going to be a quick one, written from 5,500 miles away in the UK.

I am so glad our Guild's first in-person meeting in over two years sounds to have gone well, and I am sorry I wasn't able to attend. I do hope lots of you did get the chance to go, to see real quilts and real people! And I hope more consider coming in July when we have our annual members' picnic.



I have actually managed a couple of quilt related activities. Last week I was the guest speaker at the All Saints Quilters, the group my mother belongs to. The turnout was far higher than usual, but I can't really believe it was the lure of an hour's talk and photos from me! Either way, it was fun to see what they were all working on, including the tiniest English paper-piecing I've ever seen - they can't have been more than 1/2"!



I also went to a wonderful exhibition at Exeter cathedral: Threads through Creation by Jacquie Parkinson. It is a series of twelve large quilts depicting the first seven days of creation according to Christianity, and the subsequent expulsion from the Garden of Eden. Several are shown here. Do visit her

website to see more: www.jacqui-textile.com

Coastal Quilters Guild Board

NEW

Guild President: Bee Saunders
Recording Secretary: Susanne Kyre
Guild Treasurer: Sandy O'Meara
Corresponding Secretary: Cynthia Manzer
Membership Coordinator: Jennifer Frangos
Parliamentarian: Joel Blumenthal
Program Director: Nancy Butterfield
Public Relations Coordinator: Elaine Rottman
Speaker Liaison: Carole Kennedy
Workshop Coordinator: Bonnie Barber

Committee Chairs

Block of the Month: Susanne Ahn
Challenge: Elisa Purnell
Community Projects: Ranell Hansen, Pam Holst, Linda Estrada, Rochelle Schneider
Door Prizes: Lynn Manchester
Library: vacant
Newsletter Distribution: Mary Ringer
Newsletter Editor: Eileen Lewandowski
Newsletter Layout: Elisa Purnell
Opportunity Quilt: Sue Kadner
Quilt Show: Nancy Butterfield & Eileen Lewandowski
Refreshments: Mary Wenzel
Satellite Group Coordinator: Sue Orfila
SCCQG Representative: Rosana Swing
Webmaster: Bonnie Barber
Welcome Committee: Sue Wuertz

And I've even managed a few minutes of Sashiko sewing in and between times. But mostly I'm enjoying time with family, great food and drink, and even some sunshine! Sewing and quilting will just have to wait...

Stay safe, be creative, or just enjoy a well-earned break!



- **Bee Saunders, CQG President**

Workshop: Quilted Postcards - A "Fun" Raising Live Workshop

Saturday, July 16, 2022, 9 am - 3 pm,
Goleta Valley Community Center

On Saturday, July 16, Sam McIlraith and Nancy Butterfield will host a ****LIVE**** workshop at the good old Goleta Valley Community Center in support of this addictive Guild fundraising activity. The workshop will begin with an instructional demonstration, show and tell, then we jump into group sewing. Members will be provided with the material for making quilted postcards to be sold at our Quilt Show, September 24-25. We hope that each member will enjoy making many, many postcards.



Supplies to bring along:

- sewing machine with decorative stitches or zigzag;
- threads – assorted, decorative if you like;
- WonderUnder or other for fusing chunks;
- silicone pressing sheet *OR* parchment paper;
- fabric scraps – small image thematic fabrics work well, i.e., animals- dog & cat; fabrics with words or calligraphy or witty sayings; food bits; holiday themes, hobbies;
- fabric glue stick or fast-tack glue;
- basic sewing supplies; small ruler, rotary cutter, cutting mat.

Please sign up by sending an email to workshops@coastalquilters.org.

Questions? Contact Nancy Butterfield - nfbutterfield@gmail.com.

- Nancy Butterfield,
Public Relations Coordinator



Help Wanted

The following positions need a Guild member or two to come forward.

Quilt Show: Acquisitions Chair - This job was begun and tasks are well along, but we now need a new leader. Acquisitions Chair leads the team of members who gather in the quilts to be shown and completes documentation of the entries received. Curious? There is a comprehensive notebook outlining how to do this job. This is a critical component of our show. Please consider stepping in to help ... or maybe engage your friends or satellite group to take on.

Contact Nancy Butterfield at cqgshow@coastalquilters.org or call her at (805) 455-3033



Guild Organization: Library - The Guild library will not be available starting in June unless someone or a group steps forward to run it. Per Mary Faria who has taken care of the Library with her Satellite Group the last three years, "It can be run very effectively by a small group to maintain the collection and database index, set out bins for meetings, and conduct periodic sales. The Guild has an updated, well organized collection that benefits many members." Mary is willing to assist the transition to new leadership.

Contact Bee Saunders at president@coastalquilters.org

Community Projects

This month we have a second placemat pattern entitled "Barb's Place Mat". This pattern, along with others, can be found on the Guild's web site. Remember, any supplies needed to make placemats that are donated are free from the locker. Please contact any member of the Committee to make pickup arrangements. Your efforts are greatly appreciated.

Barb's Place Mat

Finished size: 14" x 18"

Fabrics needed (for one placemat):

- Scraps for top. See measurements in diagram below.
- 1 fat quarter for backing (or one 15-1/2" x 19-1/2" rectangle)
- 1/8 yard for binding (optional).
Cut two strips 2" wide by width of fabric. Cut strips at the fold. Press strips wrong sides together along the long edges.

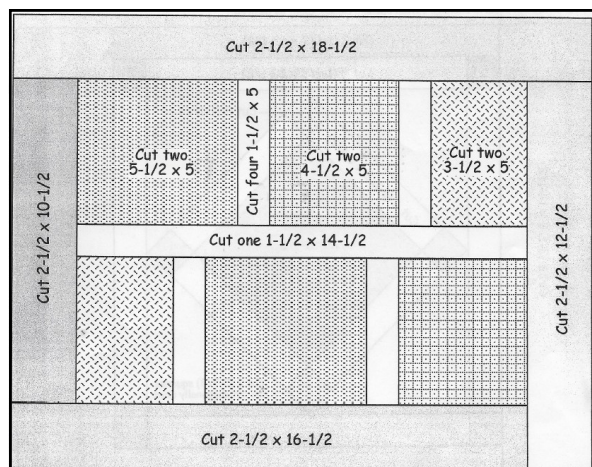
Assembly:

1. Arrange rectangles as shown below in diagram. Sew into rows. Sew rows together.
2. Add outer borders.

Binding method: Baste top, batting and backing. Quilt as desired. Trim batting and backing even with top. Finish with binding.

No binding method: Cut backing into two pieces. Seam pieces together leaving an opening to turn placemat. Layer backing right sides together with top and batting. Stitch around edges. Turn through seam in backing. Stitch opening closed. Quilt as desired.

**Ranell Hansen, Pamela Holst,
Linda Estrada, & Rochelle Schneider**



Quilt Show Boutique

Our boutique has limited tables left for anyone interested in setting up shop to sell their handmade items. The boutique also maintains the list and processes the payments for the member's quilts that have been noted for sale from their quilt show entry form. Please email me prior to our July 14 picnic meeting to reserve a table.

A reminder, you must be a current member of the Guild to be able to participate in the boutique or the quilt show. Each seller will be paid 80% of their total sales with 20% going to Coastal Quilters Guild. If you wish, you can designate 100% of your sales to the Guild. Besides the great handmade items from our members, the center piece to the boutique will be all the fantastic postcards that our members have created!

Questions? Please contact me at the email below.
Thanks!

**- Rosana Swing,
HOC Boutique Chair
rsrdswing@gmail.com**



Guild Membership Renewal


Thank you to all members who have renewed your 2022-23 membership! To those of you who haven't, please find the form at coastalquilters.org. Dues are \$45; having the Directory mailed is \$2.00; the monthly Newsletter mailed is \$15.00; and you can also give your Guild a donation (much appreciated).

Please remember that in order to be in a satellite group, take part in guild activities, and enter quilts in this year's Harvest of Colors Quilt Show, you must be a member of the Guild. You can bring your renewal form to our July Picnic, or mail it to P.O. Box 6341, Santa Barbara, 93160. You can also pay by credit card. Please renew your membership by July 30.

- Sue Orfila, Membership Coordinator

Announcing The 2022 Opportunity Quilt: The Blackwell's Cardinals

About every two years, a Guild member (or members) create a quilt for which we sell tickets to raise money to support Guild activities. In other words, quilt-lovers and Guild supporters are given an opportunity to purchase the chance to win a quilt. This year we are offering an amazing quilt with a wonderful history which will be premiered at the July picnic. Below are four rows of the quilt, which is 98" X 98", along with a close-up.



Here is the story of how this quilt evolved:

The Blackwell sisters, Lillian and Anne, who are both in their 90's by now, moved to Santa Barbara in the late 1950's from Brimfield, Illinois, a small farm community near Peoria. Both were nurses at Cottage Hospital where they worked until retirement. Always interested in sewing and handwork, they took many classes and joined Coastal Quilters Guild when it started in the early 1990's. About four years ago, Lillian and Anne donated some unfinished projects to quilting friends and the Guild. Among the donations were some blocks.



Long-time, very generous member, Linda Boynton de Sepulveda, saw the potential, took on the project and did all the detailed embroidery between the blocks. Quilting was done by Brandie Craig. We believe you will find a magnificent quilt has been created.

Tickets will be \$5 each or five for \$20. A gentle reminder that it is Guild procedure that all members purchase at least \$20 worth of tickets. We think some of you might buy more when you see it.

Last note, an effort was made to show the Blackwell sisters the completed quilt but they moved to the East Coast before we had a chance.

- Sue Kadner
Opportunity Quilt Coordinator

July Birthdays

Rosalind Perry	July 1
Patty Six	July 8
Marilyn Osgood	July 9
Elaine Kovar	July 11
Carol Fay	July 13
Irelle Beatie	July 16
Ruth Matuszeski	July 20
Michelle Shook	July 20
Kika Hutchings	July 22
Helmina Schenck	July 24
Michelle Garbarino	July 25
Susan Katz	July 29
Naomi Hicks	July 30
Una Lopez	July 30



Block of the Month for August 2022

Watermelon Slices

12" x 12" Block (12.5" x 12.5" unfinished)

Make this block with 4 colors.



Cutting

- Cut (2) 7" squares of a white or ivory fabric. Insects are optional.
- Cut (4) 2 1/2 " x 9 3/4 " strips of red. "Seeds" are optional.
- Cut (4) 1 1/2 " x 5 1/2 " strips of light red.
- Cut (4) 2" x 3 1/2 " strips of green.

Assembly

- Cut the 7" squares diagonally.
- Press each strip in half widthwise to mark their centers.
- Match the center of each green strip to the center of each light red strip, sew lengthwise; press.
- Match the centers of each light red strip to each red strip, sew lengthwise; press.
- Lay each half triangle on top of each set of strips, using it as a guide for trimming the ends of the strips.
- Sew each half triangle to each set of strips. Trim to (4) 6 1/2 " squares then sew the squares together.

Questions? Please call Suzanne Ahn, 202/997-0429, or email at sesahn236@gmail.com.

Mail finished blocks to Kika by August 8, 2022.

Please mail to Kika Hutchings, 4861 3rd Street, Carpinteria, CA 93013

Guild Board Election Results

There were one hundred and ninety (190) ballots mailed and 129 were received; 128 approved the proposed Board and 126 ballots approved the proposed by-law changes. Please thank and congratulate all of the newly elected and re-elected Board Members.

We also want to recognize all of the Board Members and Committee persons who have completed their terms of service, especially Marcia Greiten (Treasurer), Kika Hutchings (Block of the Month), Susan Bullington Katz (Program Director), Diana Hamilton (Workshop Coordinator), Mary Maxwell (Community Projects), and Mary Faria (Library). Those listed in the table with (*) an asterisk next to their names, are either continuing to serve an additional term or have completed one and are now assuming a new leadership role. When you see them at meetings, please be sure to let them know how much you appreciate their hard work!

2022-2023 Guild Board	
Board Positions	Elected
Guild President (Officer)	Bee Saunders*
Recording Secretary (Officer)	Suzanne Kyre*
Guild Treasurer (Officer)	Sandy O'Meara
Corresponding Secretary	Cynthia Manzer*
Membership Coordinator	Jennifer Frangos
Parliamentarian	Joel Blumenthal*
Program Director	Nancy Butterfield*
Speaker Liaison	Carole Kennedy*
Workshop Coordinator	Bonnie Barber*
Public Relations Coordinator	Elaine Rottman

Committee Positions Filled	
Block of the Month	Suzanne <u>Ahn</u>
Challenge	Elisa Purnell*
Community Projects	Linda Estrada* <u>Ranell Hansen*</u> <u>Pam Holst*</u> Rochelle Schneider
Door Prizes	Lynn Manchester*
Library	vacant
Newsletter Distribution	Mary Ringer*
Newsletter Editor	Eileen Carreiro-Lewandowski
Newsletter Layout	Elisa Purnell
Opportunity Quilt	Sue Kadner*
Quilt Show	Nancy Butterfield, Eileen Lewandowski
Refreshments	Mary Wenzel*
Satellite Group Coordinator	Sue <u>Orfila*</u>
SCCQG Representative	Rosana Swing*
Webmaster	Bonnie Barber*
Welcome Committee	Sue Wuertz*

And The Winners Are

Thank you to everyone who made and submitted a quilt for this year's "Circles of Life" Challenge. We had 16 total entries, all of them colorful, imaginative, and fun interpretations of the theme. If you weren't able to view the entries in person - or want to see them again (and again) - the wonderful slide show Mary Wenzel put together is available for viewing on the [Guild's webpage](#).



**Best Representation
of Theme:
Ranell Hansen**

Sincere apologies to Pamela Holst and Linda Estrada, whose entries I inadvertently left at home on the night of the show. They were each awarded an Honorable Mention and will receive a gift card in the same amount as the other winners. I'm so sorry, ladies; I hope this goes a small way toward making amends.

- Elisa Purnell, Challenge Coordinator



**"My Favorite:"
Reyna Lorele**



**Honorable Mention:
Pamela Holst**



**Honorable Mention:
Linda Estrada**



**Best Use of Color:
Pat Masterson**



**Most Creative:
Patty Latourell**

Coastal Quilters Guild, Inc.

Coastal Quilters Guild of Santa Barbara and Goleta is a non-profit, educational and charitable organization. The purpose of the Guild is to educate its members about the history and preservation of the art form of quilting and its related topics; to learn new techniques and improve skills; and to inform the community at large about our quilt making heritage.

Coastal Quilters Guild, Inc.



P.O. Box 6341
Santa Barbara, CA 93160

www.coastalquilters.org