

# Coast Lines

Coastal Quilters Guild of Santa Barbara & Goleta, California

Volume 34, Number 2, August 2022

## Education Booth Photos

Due: August 5, 2022

Send to: [zoom@coastalquilters.org](mailto:zoom@coastalquilters.org)

## Next Guild Meeting

August 11, 7 pm, via Zoom

Darilyn Kisch:  
"Darilyn's Cool Tools"

## Day Guild

August 11, Noon - 2 pm  
St. Andrew's Church

## HOC Committee Meeting

August 11, 2 pm,  
after Day Meeting

## Board Meeting

August 18, 7 pm, via Zoom

## Quilters' Coffee Break

August 26, 1 pm, via Zoom

Deadline for

**HOC Early Bird Tickets (\$10)**

September 1, 2022

[coastalquilters.org/Quilt Show tab](http://coastalquilters.org/Quilt>Show%20tab)

## Next Month's Meeting

September 8, 6 pm, via Zoom

Audrey Esarey:

"Finding My Voice  
in Modern Quilting"

*\*Please note early start time\**

Newsletter articles for August edition  
**due Sunday, August 21**

send to:

[newsletter@coastalquilters.org](mailto:newsletter@coastalquilters.org)  
with images sent as separate jpeg  
or png files

**Questions?** Or need to change your  
address, phone, and/or email, please  
notify the Guild at

[info@coastalquilters.org](mailto:info@coastalquilters.org)

## August Program: Darilyn Kisch, "Darilyn's Cool Tools"

August 11, 2022 Guild Meeting at 7 pm, via Zoom

Darilyn is back with the very latest in cool tips and tools for quilters!




Darilyn, a long-time Coastal Quilters Guild member, has been a valuable participant in a variety of roles. She was the 2008-2009 Guild President, Challenge Coordinator for "Musical Memories" in 2018 and Community Quilts Chair in 2019. In the past, Darilyn has shared a wealth of fun gadgets to enhance all our quilting experiences. She is also knowledgeable about a variety of on-line tools which will be of interest to any quilter. Which ordinary household item could be playing a starring role in your quilting room? Come find that out and more!

## September Program: Audrey Esarey, "Finding My Voice In Modern Quilting"

September 8, 2022 Guild Meeting at 6 pm, via Zoom

Audrey Esarey is a modern quilter who applies traditional techniques to her modern quilts. She will discuss the progression of her work and show her Radial Quilts, Watercolor Quilts, and a few others as well. She is known for her modern curved designs, impeccable quilting, and fun use of color. Audrey will be zooming from Kentucky so please note the early start time.



US Letter Templates

## Important Quilt Show Deadlines & Info

- Entry forms DUE no later than **August 1**.
- Challenge Quilts from 2020, 2021, and 2022 may be entered.
- Judged quilts require 2 identical entry forms, each with 2 photos, plus \$25 fee per entry; up to 2 quilts may be judged.
- Quilts will be collected towards the end of August.

## President's Message

By the time this newsletter is published the entry date for quilts will have passed for our upcoming show. At this point I can honestly admit to having no idea what I'm submitting and haven't even thought about the necessary paperwork. But I know I will enter several quilts, and get them judged, because it's absolutely one of my favorite things about belonging to our Guild. I hope you'll indulge me on a quick trip down memory lane...



My first Harvest of Colors Show was a decade ago in 2012. I had only discovered the world of quilting about eighteen months before but had already stitched up a few quilts under the tutelage of Marty Frolli. In September 2012, I was also eight and a half months pregnant. I remember still being required to work the show - you all know how much we need those



volunteers - and was grateful to be given a largely sedentary role. I was so excited to see my quilts hanging up for everyone to see! Four shows on and I have ten ribbons under my belt - 2nd place, 3rd place, highly commended, and a couple of Special Recognition awards of which I am especially proud. And every time the judge's comments give me suggestions on how I can improve my quilts and hone my

skills. I am a big fan of constructive criticism and try to take all the lessons on board. Sadly, the biggest lesson I've not yet mastered is that if I ever want to attain that elusive 1st place, I need to get over my avoidant, procrastinating tendencies, and think seriously about my show entry more than two weeks in advance!

But nevertheless, I will be thrilled to see my entries, hanging alongside those of so many other talented seamstresses, proudly showing them to my family and friends. And I know, as President, I will likely put in long hours that weekend, as will so many of our

## Coastal Quilters Guild Board

**Guild President:** Bee Saunders  
**Recording Secretary:** Susanne Kyre  
**Guild Treasurer:** Sandy O'Meara  
**Corresponding Secretary:** Cynthia Manzer  
**Membership Coordinator:** Jennifer Frangos  
**Parliamentarian:** Joel Blumenthal  
**Program Director:** Nancy Butterfield  
**Public Relations Coordinator:** Elaine Rottman  
**Speaker Liaison:** Carole Kennedy  
**Workshop Coordinator:** Bonnie Barber

## Committee Chairs

**Block of the Month:** Susanne Ahn  
**Challenge:** Elisa Purnell  
**Community Projects:** Ranell Hansen, Pam Holst, Linda Estrada, Rochelle Schneider  
**Door Prizes:** Lynn Manchester  
**Library:** vacant  
**Newsletter Distribution:** Mary Ringer  
**Newsletter Editor:** Eileen Lewandowski  
**Newsletter Layout:** Elisa Purnell  
**Opportunity Quilt:** Sue Kadner  
**Quilt Show:** Nancy Butterfield & Eileen Lewandowski  
**Refreshments:** Mary Wenzel  
**Satellite Group Coordinator:** Sue Orfila  
**SCCQG Representative:** Rosana Swing  
**Webmaster:** Bonnie Barber  
**Welcome Committee:** Sue Wuertz

members. I offer eternal thanks to all those who make our show happen, this year and in all the preceding years. And I echo the plea to sign up as a volunteer, in whatever capacity you are able. Perhaps more importantly, I also encourage you to buy tickets and spread the word within our local community and beyond.

And now, I really ought to work out what quilts I'm submitting, get them finished, sleeves and labels attached, and the paperwork completed!


With best wishes to stay safe and keep being creative!

**- Bee Saunders, CQG President**

## Upcoming Workshops

While there won't be any workshops in August or September, we want to be sure you plan ahead for these exciting workshops planned for October and November via Zoom.

Audrey Esarey will present her **Mobius Radial Workshop**, on October 15 from 9 am to 2:30 pm. The fee is only \$50 and requires an intermediate skill level. Audrey's innovative quilts, including several versions of her Radial quilts, have won awards at Quilt National, Houston, Paducah, and QuiltCon, and her Mobius Radial quilt will be hanging in Houston this fall. Check out the gallery on her website, [cottonandbourbon.com](http://cottonandbourbon.com).



In Audrey's workshop, students will learn the concepts of paper piecing on a curve with a focus on curved piecing and partial seam construction. Students will complete a portion of the quilt during class, which finishes at 30 x 30 inches. Each student must purchase the pattern in advance from Audrey's website. (Digital download is \$12, paper pattern via mail is \$16). Note: Audrey will be presenting at our September meeting but her workshop won't be offered until October.

In November, Robin Long will offer her **Modern Mariner's Compass** strip-pieced workshop from 9 am to 3pm via Zoom. Again, the fee is only \$50. Robin Ruth Long is the designer behind Robin Ruth Design. When Kathy Doughty was teaching her Zoom workshop with us last year, she mentioned that if we ever had a chance to take a class from Robin Ruth, we should not miss it! So this is our chance.



*Continued . . .*

*. . . continued*

Robin's specialty is Mariner's Compass, created by strip-piecing, not paper piecing. She swears it's easy, and the happiness in her classroom at Road last year seemed to indicate that the students thought so too. Robin will present an intro to creating the timeless Mariner's Compass with her updated methods at our October meeting, then she'll lead her workshop for us in November.

This is a technique class. You will learn different techniques for finishing the centers of your compass block and for making all 16 sizes of compass blocks. Robin will share many helpful tips for completing her revolutionary new strip-piecing method.

Each student must purchase the Skinny Robin or Fat Robin 16-point Mariners Compass Book and Ruler Combo \$49.95, available on her website and possibly elsewhere.

For more information and to register for these workshops, go to the [CQG website](http://CQG website) and click on the Program tab.

*- Bonnie Barber, Workshop Coordinator*

## Julia McLeod Workshop

The San Francisco Quilters Guild invites non-members to attend "Shortcuts to Tradition" with Julia McLeod, Saturday, September 17, 10 am - 4 pm. The workshop is a 6-hour live-stream event via Zoom. Beginner quilters are welcome, as are intermediate or experienced sewers seeking to improve accuracy. Class fee is \$65.

Click here for [workshop link](#); [registration link](#); or more info on [Julia McLeod](#).

*- Sam McIlraith*  
[hiketobird@gmail.com](mailto:hiketobird@gmail.com)

## Quilt Show Update

We can hardly believe it, but the [Harvest of Colors \(HOC\) Quilt Show](#) is just around the corner. The deadline for entry form submissions is August 1. Then the focus for the HOC Committee will be to organize the many hands needed to make it a success.

Please take a close look at the articles on the next page seeking (dare we say begging??) for **volunteers**. The June newsletter included times and job descriptions of the many positions where help is needed. As someone new to this entire process, I've been so impressed with all the members stepping forward to help. But as the saying goes, "many hands make light work". Please consider where you can contribute. Contact [Sandra O'Meara](#) or any of the HOC Chairs to sign up or ask any questions.

The featured exhibit, "**Kids Can Quilt**" chaired by Tami Knudson, will accept kids quilt submissions until August 15. Please encourage youth 18 years or younger to participate in this very exciting opportunity. Specific information on entering can be found on the [quilt show web page](#).

We do realize that unexpected circumstances can arise, and as has happened, we're **looking for an individual or two who can help us take over as the Publicity Chair**. If you think you could help fill-in, please contact Nancy Butterfield.



**Early Bird tickets** are available online until September 1 and at Day Guild on August 11 from noon - 2 pm. We recently distributed HOC bookmarks to a quilt group who thought the Early Bird ticket price of only \$10 was a real "steal". As in the past, members are encouraged to sell a certain number of tickets. Please don't forget this PARTICULARLY important aspect of our fundraising effort for the Guild. It's easy to obtain tickets online, paying with cash, check, or credit, by visiting [coastalquilters.org](#). No computer, but you want an Early Bird ticket or two? Enlist a Guild friend or see us at the Day Guild on August 11, noon - 2 pm. Ticket questions? Contact Jennifer Hendrickson at [showtickets@coastalquilters.com](mailto:showtickets@coastalquilters.com).



We realize not having regular in-person meetings has made selling tickets, signing up for volunteer positions, and even handing in membership forms more difficult. We're so looking forward to our in-person activities, including those volunteer activities where we get to interact with one another; meet new people; learn a few tips and tricks at the HOC; get new creative ideas; and shop at the vendors and our own Boutique. We're excited and a bit relieved, in our new "normal" environment, that we are moving forward with this \*live\* HOC Quilt Show. We can hardly wait.

*- Eileen Lewandowski & Nancy Butterfield,  
HOC Co-Chairs*



## Quilt Collectors Needed

Our Guild membership covers a large geographical area, from Moorpark to Buellton and beyond. We need people in ALL regions to accept and collect quilts for the show. No experience needed but here are the duties:

- contact members to arrange quilt delivery between August 22 & August 31;
- complete check-in procedure for quilt when delivered;
- your home **MUST** be smoke free and pet free with a safe space to store about ten quilts;
- quilts being judged will be picked up by September 12;
- quilts not being judged will need to be dropped off the morning of September 23 at Earl Warren Showgrounds. (If not available, arrangements can be made to have someone pick up from you.)



To volunteer, contact us!



- **Jennifer Hendrickson, Acquisitions Chair**

[jenniferthrive@hotmail.com](mailto:jenniferthrive@hotmail.com)

- **Sandra O'Meara, Volunteer Coordinator**

[omeara.sandra@gmail.com](mailto:omeara.sandra@gmail.com)

## Judging Day Volunteers Needed

This is one very busy time, so we *really* need your help to:

- transport quilts to the church for judging and then to the quilt show;
- on set-up day, place ribbons on judged quilts.
- on the last day of the show, organize judged quilts, give ribbons and judges comments to winning quilters;

You can also volunteer for these fun jobs:

- **Scribes:** transcribe the judge's comments on quilts (6);
- **Collecting and Transporting Quilts:** will be assigned as needed after all quilts have been turned in to Collectors (4);
- **Quilt Show Set-up Day:** place ribbons on winning quilts (3);
- **Quilt Show Last Day:** collect ribbons from quilts; give ribbons and judges comments to quilters when they pick up show quilts (3).

To join us for this fun day, please contact:

- **Sandra O'Meara, Volunteer Coordinator**

[omeara.sandra@gmail.com](mailto:omeara.sandra@gmail.com)

- **Carole Kennedy, Judging Coordinator**

[kenncarn@yahoo.com](mailto:kenncarn@yahoo.com)

## Quilt Show Boutique

All 8 tables have been reserved! Sellers are busy organizing their inventory. Remember, the circular table in the center will be displaying our lovely postcards. The Boutique is in need of clean, medium-sized, used paper or plastic bags for buyers' purchases. With so many reusable tote bags available, I hope our members, as well as our visitors, remember to bring their special reusable tote bags for their purchases.

Please contact me if anyone knows of a business that would like to donate reusable bags. Don't forget to bring your bag donations to the August 11 daytime meeting. Thanks!



- **Rosana Swing**



## Quilt Show Education Booth

Our theme this year is, "Did You Ever Wonder How...?" showcasing workshop projects (finished or in process) made by members during the pandemic.

So please think back to the work you've done in workshops over the past two years. A word of the year from Sam Hunter's class? A New York Beauty with Flying Geese from Carl Hentsch? A dimensional star from Elizabeth Eastmond or an ombré Shelter Quilt from Malka Dubrawsky? An appliqué quilt from Kathy Doughty, a milestone quilt from Kitty Wilkin, a portrait quilt from Lea McComas? We would love to have your quilts hanging in the booth, as well as photos of your project(s) in process. Process photos are a wonderful way for people to see all that went into a particular project.



Please send photos of quilts (finished or in-process) by August 5 to [zoom@coastalquilters.org](mailto:zoom@coastalquilters.org). While we can't guarantee that we'll have room for all of them, we'll let you know by August 15.

Also, we'd love to know a little bit about the background of each quilt. What was its inspiration? Did you learn something while making it? Was it made for someone special? Please keep the description to around 75 words. The quilts and their stories should be submitted by September 1 to Ranell Hansen. Many thanks!

- *Susan Bullington Katz*



## Welcome! New Member




Please welcome our newest Coastal Quilters Guild member, **Kathleen Donahue!**

## 2022 Opportunity Quilt

Tickets are now available for the 2022 Opportunity Quilt, "The Blackwell's Cardinals", for \$5 each or 5 for \$20. This wonderful quilt will be on display at the Day Guild on August 11 and tickets will be available that day, too. If you are unable to attend and would like to acquire your tickets, send your check with your request to: Opportunity Quilt, Coastal Quilters Guild, PO Box 6341, Santa Barbara, CA 93160.

- *Sue Kadner, Opportunity Quilt Coordinator*



## August Birthdays

Nellie Munoz	August 2
Priscilla Alquist	August 2
Kris Southgate	August 3
Sally Firth	August 5
Sue Gierhart	August 9
Maria Dzreeva	August 10
Sue Kadner	August 12
Linda Boynton de Sepulveda	August 15
Helena Kennedy	August 16
Linda Estrada	August 17
Elizabeth Hensgen	August 17
Gail Hannigan	August 20
Susan E. White	August 23
Lyda Martin	August 23
Marty Frolli	August 25
Joel Blumenthal	August 26



## Hybrid Meeting Possibilities

The Zoom Committee has been working behind the scenes, gathering information, and researching possibilities as to how our Guild can do meetings that incorporate Zoom and in-person options. Many of us are more than eager to get back together in person, but there are also a number of members whose situations have changed and who are no longer able to drive at night. We also have members who have joined us from afar, thanks to Zoom, and we would like to include everyone as we plan meetings for the future.

We also are aware of how remarkable it has been to have notable quilters from all over the world Zoom in and share their work and their expertise with us. Ideally, we would like to have a blend of possibilities -- some in-person speakers and workshop teachers, and some Zooming in.



As the cost of buying equipment and the limitations of the network at our current meeting place became clear, we started to look elsewhere, with the idea that another meeting place had already created a good situation for having hybrid meetings.

As well as further pursuing the hybrid capabilities at St. Andrews, we are actively looking into the possibility of renting alternative meeting space. One option is Live Oak Unitarian Universalist Congregation on Fairview Ave, in Goleta. They already have an established set-up with large monitors, comfortable seating, plenty of parking, and a bank of technical equipment that have enabled them to effectively create hybrid meetings. The Zoom Committee made a presentation regarding hybrid possibilities to the Board and we are excited to share more details with members as it becomes available.

**- Susan Bullington Katz, Zoom Committee Chair,  
Bonnie Barber, Ranell Hansen, Mary Wenzel  
& Jennifer Hendrickson**

## Membership Renewal

Welcome new Coastal Quilt Guild members and renewing members! My name is Jennifer Frangos. I am a recent new member, a very new Membership Coordinator, as well as thrilled to be a back home CA native after 20 years in Texas. Amidst its pride and polarizing attitudes, I loved belonging to Texas's thriving quilt community. I particularly enjoyed the inspiration and learning I soaked up each year at the largest quilt show in the US, held every October in Houston's George R. Brown Convention Hall. If you ever get a chance to go, it will knock your boots off. The show attracts quilt enthusiasts and artists of all ages and stages. The artistry, risk-taking and storytelling demonstrated in these show quilts dazzles one's spirit. Outside of the show, regional quilt guilds often divide into smaller, thematic sub-groups that welcome folks who want to build new skills and explore particular techniques. My particular interests are in using the serger for quilt embellishment, free motion quilting on my domestic machine, and developing my Sashiko/Boro techniques.

Enough about me! Membership runs from July 1, 2022 through June 30, 2023. Membership forms are available for downloading and printing from our website ([coastalquilters.org](http://coastalquilters.org)); as well as available during in-person meetings at the sign-up table. Or email me and I will drop one in the mail to you.


Annual dues have risen this year to \$45 to help cover increases in insurance, locker costs, and church rental. What doesn't cost more this year?! Being a Guild member not only provides the chance to participate in workshops led by local and national teachers, attend planned gatherings reuniting friends, but additionally, it grants you the opportunity to enter your artful quilts in this year's Harvest of Color Quilt Show. I look forward to meeting you and receiving your new and renewed memberships.

**- Jennifer Frangos, Membership Coordinator**

## Block of the Month for September 2022

### Sailing

12" x 12" Block (12.5" x 12.5" unfinished)

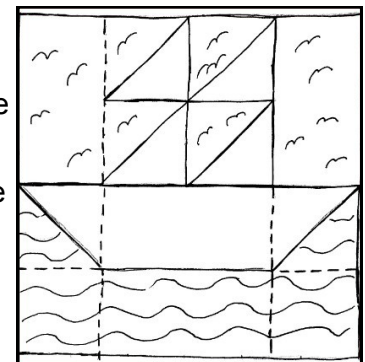


#### Cutting

- One 3 ½" x 12 ½" rectangle of dark blue or a wave print.
- Two 3 ½" x 6 ½" rectangles of light blue or a sky print
- One 3 ½" x 6 ½" rectangle of any color for hull of ship
- One 3 ⅞" x 3 ⅞" square of dark blue or wave print
- One 3 ⅞" x 3 ⅞" square of hull fabric
- Two 3 ⅞" x 3 ⅞" squares of white or white on white
- Two 3 ⅞" x 3 ⅞" squares of light blue or sky print

#### Assembly

- Place the right sides of one square of white and one square of light blue together and draw a diagonal line on the top. Sew ¼" on each side of the line, then cut on the marked line. Press the white toward the "sky" fabric then trim. Repeat for the other two squares.
- Place the right side of a square of the hull fabric on the right side of the water fabric, draw a diagonal line and sew ¼" seams on each side of the line, then cut on the line. Press toward the darker color and trim.
- Sew the sails together according the photo. Attach to the sky rectangles. Add the two hull triangles to the hull rectangle. Attach the hull pieces to the sails and sky. Finish by attaching the wave rectangles.
- Trim to a 12 ½" x 12 ½" unfinished square.



Mail finished blocks to Suzanne by September 4, 2022.

**Please mail to Suzanne Ahn, 4848 Seventh St., Carpinteria, CA 93013**

Questions? Please call Suzanne, 202/997-0429 , or email at [sesahn236@gmail.com](mailto:sesahn236@gmail.com)



## Community Projects

The Community Projects Committee has been busy this month delivering beautiful quilts to our deserving and appreciative recipients. Sandy Hess at Transition House joined Rochelle, Ranell, Pamela and Linda when they delivered 30 children's quilts to the management staff. The quilts will go to children who have come to the shelter because their families have lost their homes and sometimes everything.

Later in the month, Pamela and Rochelle delivered quilts to Friendship Center, a daily program for adults with Alzheimer's disease and other frailties. The quilts



will be used for elderly folks who need a snuggle or a nap. It is amazing how just wrapping a person with Alzheimer's disease in a quilt can spark a memory they would not have ordinarily had.

We certainly enjoyed parading our donated quilts around the Guild picnic on July 14. It just goes to show what a wonderful, giving group of quilters we are, and what talent we possess and are willing to share.

Our current needs are for fidget quilts. Fidget quilts can have stuff all over them; zippers, buckles, fabric that feels good to touch, fur, buttons, scrunchy plastic bubble wrap, or anything that you think would make an adult with dementia happy. Be sure that everything is safely attached and do not use objects with sharp edges or points. This is an opportunity to use that wonderful creativity that we all have in there somewhere. Here's a link to a YouTube video about fidget quilts. [How to Make a Fidget Quilt - YouTube](#).

Our cradle quilt project is ongoing, and culminates around November, so see Linda Estrada if you want a kit.

We have also had requests for lap sized quilts. Go to [missouriqltco.com](http://missouriqltco.com) for some easy patterns,

*Continued . . .*

*. . . Continued*

and of course, support your local quilt shops. And if you need fabric, one of our Committee members is happy to meet you at the locker where we have everything you need.... QUILTERS, START YOUR SEWING MACHINES! Keep those beautiful quilts racing to the finish line.

**- Your Community Projects Team,  
Ranell Hansen, Linda Estrada,  
Pamela Holst, & Rochelle Schneider**



## July Sew Day Workshop

The Goleta Valley Community Center was the site for our first LIVE Postcard Sew Day. Ten members participated, bringing their sewing machines, scrap fabrics and creative ideas to provide postcards to be sold at the Boutique during our upcoming Quilt Show, September 24-25.

A total of forty-five cards were created and a lot of knowledge transfer was achieved! We learned again how versatile our sewing machines can be, quilt stitching, fancy stitching and perfecting the awesome overcast stitch that frames the card!

Many thanks to all who have made or will be making postcards for this addictive fundraiser. Need supplies? Have finished cards to turn in? Want more info? Please contact us.

**- Nancy Butterfield & Sam McIlraith**

## SCCQG Meeting Summary

Summary of the SCCQG July 9 Zoom meeting:

- Review of SCCQG insurance process and due dates for payment.
- Call for quilts to be displayed by SCCQG at Road2CA 2023. Quilts are submitted by members of Guilds that belong to SCCQG. Coastal Quilters of SB/Goleta is a member, so any CQG member can submit. At Road2CA 2022, Linda Boynton de Sepulveda & I had our quilts as part of the display, which is separate from the quilts that hang in the entryway. Details forthcoming on the [SCCQG website](https://www.sccqg.org). Theme: "Quilts of Southern CA".
- Arlene Stevens, CA Heritage Quilt, [chqp.org](https://www.chqp.org). Board established activity. A quilt index is being developed to document CA quilts. SCCQG Guilds having quilt shows are asked to contact CHQP to see if it's possible to set up an information table. Contact Arlene Stevens at 951-660-9690 or [savethepieces@msn.com](mailto:savethepieces@msn.com).
- Pati Westberg, CA Quilt Project Ventura. Lap size quilts for sailors on USS California (SSN 781) submarines are requested. Contact Pati Westberg at 805-407-5550 (cell) or [pwestberg@ymail.com](mailto:pwestberg@ymail.com).
- Breakout sessions were recorded and can be found on [sccqg.org](https://www.sccqg.org), go to the bottom of the home page to the tab, 'Program Notes'; then look for July 9, 2022 if interested.

- **Rosana Swing**

[sccqg@coastalquilters.org](mailto:sccqg@coastalquilters.org)


## July Picnic Recap

The July picnic was a delightful outdoor event! Tables were set up in the courtyard and members brought delicious dishes to share and enjoy together. There was plenty of time for visiting, as well as purchasing tickets for door prizes, the quilt show, and the wonderful "The Blackwell's Birds" Opportunity Quilt, which had its \*live\* debut at the picnic.



Members signed up for quilt show volunteer shifts and turned in completed quilt show entries. Carol Boyce generously photographed show entries for members who brought their quilts. The weather cooperated and Community Projects provided a lovely parade of donation quilts serenaded by songs led by Ranell Hansen. Such a great start to our next year of Guild life!

- **Nancy Butterfield, Picnic Chair**



© Wildcat Studios.com 2013, PO Box 3041 Paducah KY www.wildcatstudios.com

## Coastal Quilters Guild, Inc.

Coastal Quilters Guild of Santa Barbara and Goleta is a non-profit, educational and charitable organization. The purpose of the Guild is to educate its members about the history and preservation of the art form of quilting and its related topics; to learn new techniques and improve skills; and to inform the community at large about our quilt making heritage.



## Coastal Quilters Guild, Inc.

P.O. Box 6341  
Santa Barbara, CA 93160

[www.coastalquilters.org](https://www.coastalquilters.org)