



Coast Lines

Coastal Quilters Guild of Santa Barbara & Goleta, California

Volume 35, Number 8, February 2024

Guild Meeting

February 8, 7 pm

In-Person: Jane Haworth,
"Fabric Collage-What It's All About"
Live Oak Unitarian
Universalist Congregation
820 N Fairview Ave., Goleta
Hybrid Meeting

Workshop

February 9, 9 am - 3 pm

Jane Haworth: "Pet Portraits"
St. Andrew's Presbyterian Church
4575 Auhay St., Santa Barbara
In-person

Board Meeting

February 15, 7 pm, via Zoom

Coffee Break

February 23, 1-3 pm, via Zoom

Next Month's Meeting

March 14, 7 pm

In-person: Kathryn Pellman,
"Word Salad, Fashionistas, and
Girl Friends"
Live Oak UU Congregation

March Workshop

March 15, 9 am - 3 pm

In-person: Kathryn Pellman,
"Paper Dolls for Grown-Ups"
St. Andrew's Church

News articles due **noon February 18**
send to: newsletter@coastalquilters.org
with images sent as
separate jpeg or png files

Questions? Or to change your
address, phone, email, etc., please
email: info@coastalquilters.org

February Meeting: Jane Haworth - "Fabric Collage-What It's All About"

February 8, 7 pm, in-person and via Zoom

Live Oak Unitarian Universalist Congregation, 820 N Fairview Dr., Goleta

Fabric Collage Artist Jane Haworth is coming to our Guild!
Jane is the author of several books as well as an experienced



quilt lecturer and workshop leader. Her presentation will be a combination slide- and trunk-show and will include information about the fabric collage trend, who's making fabric collage and how Jane makes her unique quilts. We'll see examples of her work over the years and her progression from fish quilts to her newer collage pieces. You will also learn how to make an enlarged pattern suitable for collage, the types of fabric and tools you will need and her collage technique using glue. You can see lovely examples of her work on her website [here](#). I hope you'll all join us either in person or via Zoom.




- Polly Matsuoka

Workshop: Jane Haworth - "Pet Portraits Fabric Collage"

Friday, February 9, 9 am - 3 pm, in-person, St. Andrew's Presbyterian Church,
4575 Auhay St., Santa Barbara. Cost \$50/person.

There's a lot of interest in this collage workshop, so join up before all spaces are taken. You will learn how to recreate a photo of your pet or other image into its fabric likeness. Not an easy task. You may say, "I've tried it before." But this time will be different... great coaching, great information on using value to shape contours, and numerous examples to see just how it can be done. So, join us, have some fun and learn how to cut and tear and glue pieces until your favorite image appears just as you wish. Register online on our website [here](#).



- Bonnie Barber

President's Message

Thank you to our past Guild Presidents and other Guild leaders. As President's Day approaches, I want to mention all the ways our own former Presidents continue to serve our organization. From teaching workshops to chairing fabric sales, organizing satellite groups, selling opportunity quilt tickets, serving on committees and hosting Zoom meetings, they continue to lead us by example and step up to volunteer when needed. They have been a huge help to me by sharing institutional information and "talking me off the ledge" when I needlessly worry about one issue or another.



Our Guild enjoys a culture of our Committee Chairwomen taking their jobs seriously and this has been nurtured by leaders who are working behind the scenes to keep all the wheels turning. Included in this group are Sue Kadner, who writes and sends the eblast on Tuesdays, and Bonnie Barber, our Webmaster. These ladies support the overall programming of the Guild with their particular expertise in data management and storage.



I am highlighting this now because in February we will be looking for Guild members to volunteer to join the Board of Directors, to supervise various tasks needed for the quilt show, to join committees (and maybe be willing to chair them) and to staff an upcoming fabric sale. My experience has shown that if you are willing to take a chance, there will be many hands to help you succeed in any of these roles. You may say, "Been there, done that," and I say, "Thank goodness for the experience you bring back to the project." Your new ideas blended with our tried-and-true experience will bring extra energy and winning outcomes for our Guild.

- Barb LaPlante, CQG President

Coastal Quilters Guild Board

Guild President: Barbara LaPlante
Recording Secretary: Jennifer Hendrickson
Treasurer: Sandra O'Meara
Corresponding Secretary: Isabel Downs
Membership Coordinator: Carole Kennedy
Parliamentarian: Kristen Watts
Program Director: Nancy Butterfield
Public Relations Coordinator: Christine Knight
Speaker Liaison: Polly Matsuoka
Workshop Coordinator: Bonnie Barber

Block of the Month: Kika Hutchings
Challenge: Patti Hunter, Ranell Hansen, Carol Fay
Community Projects: Nancy LaRoche-Blau, Susan White, Michelle Garbarino & Kathy Piasecki
Door Prizes: Linda Estrada & Marilyn Martin
Library: Traci Cope
Newsletter Distribution: Mary Ringer
Newsletter Editor: Eileen Lewandowski
Newsletter Layout: Elisa Purnell
Opportunity Quilt: Carol Fay & Sue Kadner
Quilt Show 2024: Nancy Butterfield & Ranell Hansen
Refreshments: Mary Wenzel & Margaret Dear
Satellite Group Coordinator: Sue Orfila
SCCQG Representative: Rosana Swing
Webmaster: Bonnie Barber
Welcome Committee: Pam Holst & Shirley Morrison

Refreshments

Refreshments for this month's meeting would be appreciated from members with **February** birthdays. Thank you!



**- Mary Wenzel
& Margaret Dear**

March Program

“Word Salad, Fashionistas & Girlfriends” by Kathryn Pellman, March 14, 7 pm, in-person & via Zoom. In Kathryn’s own words: “Fun, entertaining, and amusing with Word Salad, Fashionistas and Girl-friends and a few Angry and Not So Angry Women, I chronicle how quilting frames and tells the story of my real and imagined life and my love of storytelling that took me from fashion design to traditional, hand-pieced miniatures to quilts to sleep under to cartoon quilts to fashionistas and angry and not so angry women.” Kathryn has a background in fashion design and combines that with cartoon images, FMQ and more in a playful approach to textile art. You can check out more of her work on her website [here](#).



Polly Matsuoka



March Workshop

“Paper Dolls for Grownups” by Kathryn Pellman, March 15, 9 am - 3 pm, in person, St. Andrews, \$50. Dig into your fashionista stash and design your own doll clothing in a style that you love... maybe a 40’s girl, a 60’s love child, a cool Gen X girl or boy. Whatever strikes your fancy. The supply list is simple... share scraps with others in class, design your own special look in shoes, hats, accessories. Come ready to have some fun alongside other rookie fashion designers. Either way, it will be a fun and probably hilarious adventure in fabric cartooning. Finished project: 8” - 14” with one or more fashionistas. For more information and to register, visit the Guild website [here](#).



- Bonnie Barber

Election Committee

Elections for the July 1, 2024 through June 30, 2025 year are approaching! Our Guild is seeking individuals to join our Board and help shape the future of our beloved organization.

At this time, we anticipate several Board positions that need to be filled:

Treasurer: Ensures our Guild's financial health and helps make the most of our resources.

Program Director: If you like to plan fun and educational quilting events, this role of is tailor-made for you.

Workshop Coordinator: Do you love helping others learn new quilting techniques? In this role you can inspire creativity and foster skill development within our Guild.

We want to remind you that YOU can run for any position you're interested in! Your unique skills and perspectives are valued, and we encourage you to consider becoming part of our Board. For information on the Board positions and main responsibilities of each position, see Article 5 of the By-Laws in your Membership Directory.

If you're interested or have any questions, please send an email to elections@coastalquilters.org and a member of the Elections Committee will get back to you. If you want to nominate someone, you must have their permission to do so. Please expect additional information and details shortly!

- Kristen Watts, Parliamentarian

Free Sewing Machine

FREE Viking Husqvarna 940 with all the pieces including a foot pedal. In like new condition (but an older model). Phone or text: 805-450-0167.

- Isabel Downs



December BOM Winner

The winner of January's blocks was **Suzanne Ahn**. Congratulations!

- **Kika Hutchings**



Guild Challenge 2024 - "Memorable Meals"

What was your most memorable meal or food experience? Where were you when you ate it? Was it at a 5-star restaurant or a neighborhood diner? A picnic at a favorite site that was invaded by ants? A family meal at home? Was it high tea? Who were you with, if anyone? What made that food so memorable? Similarly, what was your most memorable food experience on the negative side? Was it the taste of cilantro that set your hair on fire? That first bite of raw fish or sushi? There are so many possibilities, each one as unique as you and your food memories. Let your imagination and food memories give birth to a quilt for our quilt challenge in 2024. We want to hear the stories that go with the memory as much as seeing the challenge result.



The parameters for the Challenge are similar to those in the past. There are no limitations in colors or materials used. Creativity is encouraged. Three dimensional pieces are allowed. Your "Memorable Meal" must be on the front of the quilt or clear from the three-dimensional piece. The overall circumference/perimeter should be under 120 inches.



Challenge quilts must be submitted by our meeting in May 2024. Entries will be revealed at the June 2024 Guild meeting.

- **Patti Hunter, Ranell Hansen & Carol Fay**

Fabulous Fabric Sale

April 20, 9 am - 2 pm, St. Andrew's Church

Our fabric sale was so successful last year that we want to make it an annual event. To do so, we need volunteers to help sort and price fabric, transport fabric and sale items to the site, setup for the sale, clean up after the sale, be cashiers, be fabric sorters and sellers, and probably some jobs I have yet to think of. Wow!

- Our storage locker is full to overflowing with fabric donations. So full that we are looking for someone to temporarily store boxes of fabric until the sale.
- Chris Knight has volunteered to take on Publicity, which contributed greatly to last year's phenomenal attendance. She will need an on-the-ground assistant because she is currently working remotely from Minnesota.
- We had coffee and baked goods for sale last year. If someone is willing to chair that effort, we can get add-on sales from that.
- We will need people to bring their pop-ups.
- Books were another popular item last year, so I am looking for a volunteer to head up that section.
- I am also working on getting a fabric sorting location set up. More information on that to follow.

We don't have a lot of time to plan - April is just around the corner. This is a fun way to get involved with other Guild members and have a good time fondling fabric. Who doesn't love to touch fabric??

Please contact me if you would be willing to help in any way with the sale. I am also looking for a co-chair... Happy sewing and fabric fondling!



Ranell Hanson,
llenar.nesnah@gmail.com,
text: 805-637-4706

Membership Report

We are so happy to welcome new member **Debra Rogers** and returning member **Lou Ann Smith**. I have very nice tote bags for all new members who joined in the past year. If you are new, please stop by the sign-in table at the meeting to pick one up. I hope you will enjoy all the wonderful activities our Guild has to offer.

The Guild currently has a membership totaling 187 members! Our meetings are well attended in person and via Zoom. In January, there were 41 in-person attendees and 35 via Zoom for a total of 76 participants. Hope to see you all at our next meeting with our very interesting speaker, Jane Haworth.

- **Carole Kennedy**

Door Prize Winners

Congratulations to our door prize winners: Janis Meloy, Linda Bird and Polly Matsuoka. The drawings for wearing your name tag went to Shirley Morrison and Traci Cope. We really appreciate everyone who wears their name tag.




- **Marilyn Martin & Linda Estrada**

Quilting Tips, Tools and Hacks

Do you have a favorite sewing tip or trick to share? Please send it along to newsletter@coastalquilters.org.


Before changing your sewing machine needle, take a small scrap of fabric and cover the open feed dog area. This will prevent the needle from inadvertently falling into the machine where you may not be able to reach it and maybe save a costly repair! Just saying....



- **Eileen Lewandowski**

Library News


Hello folks! I hope you are checking the library catalog on our Guild's website. Any updates are instantly added and available to you! Our Guild has a robust library with resources that can inspire you to dream of future projects OR help you finish projects you have already begun!



If you love puzzles, we have a Gee's Bend puzzle you can borrow and complete during this chilly winter.

If you have been inspired by Missouri Star Quilt Company, you can read founder Jenny Doan's memoir, "How to Stitch an American Dream," and learn how she started the company that influences so many quilters.

February's speaker will highlight pet portraits. Did you know our library can help you create portraits



from *any* image, not just pets? Consider borrowing the pictured titles, which are only a FEW of our books available about collage quilts.

The Guild has hundreds of books waiting for you to read! Please come and look at the collection. OR... you can let me know what you need, and we can connect to get you the books you would like to check out.

- **Traci Cope**

library@coastalquiltersguild.com
or SantaBarbaraSunshine@gmail.com

\$2 Off Admission

**Sat 2/24, 2-5pm or
Sun 2/25, All Day**

Regular Admission & Hours - Feb. 23-25, 2024
Fri-Sat 9am-5pm, Sun 10am-4pm
\$10/day or \$20 for 3-day Pass
Old Pueblo Hall, Pima County Fairgrounds



**Tucson
Quilt
Fiesta!**

For more information on this 3-day show, click [here](#).

Important Email Change

The email address for Guild eblasts is changing and it may affect whether you continue to receive these missives. In summary: In your email program's address book, change the Guild's contact email from cqginfo@gmail.com to info@coastalquilters.org.



Explanation: In years past, some members' email systems would not accept Guild eblasts unless they put the Guild's email in their email system's address book. At the time, we were sending email from cqginfo@gmail.com. We are now sending email from a new address and recommend you go into your email address book and change the Guild's email from the one above to: info@coastalquilters.org.

We've been using both of the above emails for awhile but starting on February 1, we are going to **stop using cqginfo@gmail.com**. If you send notes there, we will not see them and they might bounce back to you. We do not anticipate that the change will be difficult to do but if you have any problems, please contact me at the email below.

-



Sue Kadner,

sgkadner@coastalquilters.org

Did You Know... PayPal & Credit Cards

Did you know you can use a credit card to charge PayPal purchases on our website for things like workshops or dues *without* creating a PayPal account? You can push the payment button and *continue as a guest* without creating an account. Some of us have been guests while using this system of payment for years. No need to send in a check...you can just use whatever credit card you wish. How convenient!

- Barb LaPlante

Community Projects

The Community Projects Committee have the following items available for Guild members:

- fabric and trinkets for fidget quilts;
- fabrics for Meals on Wheels placemats;
- cradle quilt kits for Unity Shoppe, with or without fabric;
- fabrics for veteran's quilts;
- fabrics for quilts for hospice and Domestic Violence Solutions;
- batting;
- and ... a variety of unfinished quilts looking for someone who would like to complete them.

At our February meeting, we will present a representative of Villa Majella with at least a dozen baby quilts for those who are staying at the residence.

Please feel free to stop by at our table and speak with Kathy, Susan, Nancy and Michelle for more information regarding on-going needs.

- Michelle Garbarino

Did You Know... Recordings

A member who missed seeing January's speaker asked if the talk was taped and available on our web site.

Unfortunately, we rarely have permission to record a speaker's presentation. We are, however, now recording the business meetings that usually precede the presentation. These recordings, and those presentations we have permission to record, can be found on the [Gallery](#) page of our website. Members can always check there for any meeting recordings or photos.



Block of the Month - March 2024

Go Fly A Kite

12" x 12" Block (12.5" x 12.5" unfinished)

Cutting & Assembly

- Cut pale blue for sky: 6 ½" square, 4 ½" x 6 ½" rectangle, 2 ½" x 6 ½" rectangle, one each of these.
- The top of each kite are half square rectangles.
 - For the small kite: cut two 3" x 3" sky fabric and one each of two different bright colors 3" x 3".
 - For the large kite: cut 4" x 4" sky and one each of two different bright colors.
 - Put sky fabric and the bright color fabric right sides together. Draw a diagonal line across the sky fabric. Sew ¼" each side of the line. Cut on the line. You will have two extra half square triangles for both kites. Trim to 3 ½" square for the big kite and 2 ½" square for the small kite.
- Bottom of both kites:
 - For the big kite: cut 2 sky and one each of a bright fabric 4" x 6".
 - For the small kite: cut 2 sky fabrics 3" x 5" and two different bright color fabrics 3" x 5".
 - To sew this, lay the sky fabric right side up. Cut the sky fabric from the top right diagonally to the bottom left. Do the same to a bright colored fabric. Sew the sky fabric to the bright colored fabric on the diagonal line a ¼" seam. Press to the dark. This should look like the lower right side of the kite.
 - Sew the left side the same but make the diagonal line from the left top to the lower right. Sew kite pieces together.
- Sew the 4 ½" x 6 ½" rectangle to the bottom of the large kite.
- Sew the 2 ½" x 6 ½" rectangle to the small kite.
- Sew the 6 ½" x 6 ½" square to the top of the small kite.
- Sew the block together.



Blocks can be sent to Kika Hutchings, 4861 Third St., Carpinteria CA 93013, no later than March 11, 2024.
In-person attendees, please bring your completed blocks to the meeting. Questions: Call Kika - 805 705 6789.

Road2CA Trip Review

On Saturday, January 20, 36 anxious Coastal Quilters Guild members and guests traveled on the Santa Barbara Airbus to the Ontario Convention Center to view the 2024 Road2CA Quilt Show. Rain didn't dampen anyone's excitement. Once we arrived, everyone dashed off to exchange their complimentary gift card from ROAD2CA for a great ROAD2CA shopping bag, view and admire the spectacular entries, or check out the fantastic vendors. We all sought out Linda Boynton de Sepulveda's Hoffman Challenge entry, "Spirit Guide Take Me Home," which received the first place award in appliqué. On the way back, we played the Yardage Game, where each one on the bus guessed the total yardage purchased by the group at the show. First place was Isabel Downs; second was Laura Perry; third place was Janis Meloy; and fourth was Pam Holst. All winners received a bundle of 3 1-yard cuts of fabric and a gift card from either Roxanne's or Grant House Sewing. Thanks to Barbara LaPlante and Jennifer Hendrickson for organizing our bus trip, plus everyone's participation and contribution that made our bus trip a success!



Rosana Swing



Shows & Workshops

- San Francisco Quilters Guild has a few openings in the virtual workshop, "[Applique + Piecing = New Possibilities](#)" taught by the fabulous Sheila Frampton Cooper. Two-sessions, February 3 & 10, gives you time to work on your piece between sessions and receive valuable feedback. Member fee \$75 and non member fee \$85.
- [South Bay Quilters Guild 2024 Quilt Show](#), February 17-18, Torrance Cultural Arts Center. \$2 off postcard on their website.

FYI For UFOs

Edalee Keehn shared this bit of information that may be of interest to Guild members and/or satellite groups. In the latest issue of AARP magazine is an article about the non-profit group Loose Ends that takes in unfinished projects and finds someone with that skill set to finish it. This has been primarily for crafters who have passed away with unfinished projects or who have disabilities that preclude their continued work. The only cost is of materials to finish the project and shipping to and from the finisher. They have a long list of types of projects on their website. You may have a project to donate, know of someone who could benefit from this service, or want to volunteer to serve as a finisher. More information is on their website at looseendsproject.org.

February Birthdays

Isabel Downs	February 2
Julie Mock	February 7
Paige Moore	February 8
Penny Valentine	February 11
Mary Faria	February 14
Polly Matsuoka	February 19
Betty Kelley	February 24
Liz Turner	February 24
Joan Buss	February 26
Suzy Pelovsky	February 29

HAPPY
BIRTHDAY

Coastal Quilters Guild, Inc.



P.O. Box 6341
Santa Barbara, CA 93160

coastalquilters.org