

Coast Lines

Coastal Quilters Guild of Santa Barbara & Goleta, California

Volume 35, Number 9, March 2024

Guild Meeting

March 14, 7 pm

In-Person: Kathryn Pellman,
"Word Salad, Fashionistas,
& Girl Friends"

Live Oak UU Congregation
820 N Fairview Ave., Goleta
Hybrid Meeting

Workshop

March 15, 9 am - 3 pm

In-person: Kathryn Pellman,
"Paper Dolls For Grown Ups"
St. Andrew's Church
4575 Auhay St., Santa Barbara

Board Meeting

March 21, 6:30 pm, via Zoom

Coffee Break

March 22, 1-3 pm, via Zoom

Polly Matsuoka:
"Raw Edge Appliqué"

Next Month's Meeting

April 11, 7 pm

In-person: Maria Dzreeva,
"A Fresh Look at Fabric Postcards"
Live Oak UU Congregation

April Workshop

April 13, 9 am - 3 pm

In-person: Maria Dzreeva,
"Lighthouse Fabric Postcard"
St. Andrew's Church

Fabric Sale

April 20, 9 am - 2 pm
St. Andrew's Church

News articles due **midnight March 24**
send to: newsletter@coastalquilters.org

with images sent as
separate jpeg or png files

Questions? Or to change your
address, phone, email, etc., please
email: info@coastalquilters.org


March Meeting: Kathryn Pellman -

"Word Salad, Fashionistas & Girlfriends"

March 14, 7 pm, in-person and via Zoom

Live Oak Unitarian Universalist Congregation, 820 N Fairview Dr., Goleta

Kathryn Pellman is an artist, fashionista, quilter, cook, baker, gardener and storyteller. With her background in fashion design, combined with cartoon images, Kathryn has developed a unique style that is both playful and captivating. We are definitely in for an entertaining evening! So "throw in some words, some FMQ, some women, both angry and not so angry, and the interesting and amusing chronicle of Kathryn's



real and imagined life and quilt journey" and you have the makings of a one of a kind experience no one will want to miss. You can check out more of Kathryn's work on her website [here](#) or on Instagram as Kathryn_pellman_art_quilts.



- Polly Matsuoka

Workshop: Kathryn Pellman -

"Paper Dolls For Grown Ups"

Friday, March 15, 9 am - 3 pm, in-person, St. Andrew's Presbyterian Church,
4575 Auhay St., Santa Barbara. Cost \$50/person.



You know you want to play with paper dolls again. Kind of like this image portrays, but with a new style and added high fashion pizzazz. You probably saw Barbie the movie, or at least heard of it. It's so on trend, and now it's your turn to relish the past and tear into the future. Go for it. Be a fashionista! Go to the [website](#) to register. Finished project: 8" - 14" .

- Bonnie Barber

President's Message

Some of you were surprised when I mentioned in December that our Guild finances were a "little tight" and asked for some Guild Angels to help pay for our 10 new workshop irons. By way of an explanation, I want to give you a deeper look at our Guild's financial situation.



The bad news first: As with our own households we have experienced expenses that have crept up. Our storage locker is more expensive; we pay more to rent Live Oak UUC than we do St. Andrew's; and we pay an additional fee for the Live Oak closet where our library is stored. Interestingly, after I submitted a form to reserve St. Andrew's for the fabric sale, they told me that they will be charging 25% more for future rentals of the large space there.

We hire Eric to run the AV aspect of our hybrid meetings. He is a Gem and worth EVERY dollar of his fee. Our insurance, procured through the Southern California Council of Quilt Guilds, increased this year. Hotel rooms and meals are more expensive; postage rates increased; renting the Airbus was more expensive... you get it.

On the income side we fell short of our financial goal for the Opportunity Quilt raffle; the Road to CA trip was not fully subscribed; we are not filling most of our workshops; and we have sold only a few post-cards. In short, we planned for a deficit of \$8,540 because we were feeling flush after a very successful fabric sale, but we are now at a budget deficit of \$12,200.

Here is the good news, and there is a lot of good news: Treasurer Sandy saw an opportunity to make substantially higher interest on our savings and rolled a \$20,000 CD into a 6 month \$25,000 one which is earning about \$80 per month in interest. The door prize team is exceeding our income expectations. Our membership continues to climb.

Continued . . .

. . . Continued

Polly Matsuoka, reaches out to our speakers and asks if they would be willing to stay in a Guild member's home. This year so far, four speakers have been the house guests of Pam Holst, Sue Kadner, Suzy Pelovsky and Linda Bird. Thank you ladies for offsetting what would be sky high hotel bills. Some of you made an extra donation at the time you paid your dues. Thank you!

The wolf is not at the door, as we have \$25,000 in savings. We have been the recipients of donations of fabric from members who are deceased, or those who have given up sewing. It takes a lot of work to track the timing, plus physically move and sort these donations. Many members have been involved in this process, most significantly, the Community Projects team. Thank you to all who have helped in this effort, because on April 20, we will convert these donations into income at our Guild Fabric and Book Sale at St. Andrew's Church.

I look forward to seeing you there as workers and shoppers, doing what we all love; looking at and buying fabric. Not only will we be shoring up our own fabric collections, but helping out our Guild in the process.

- Barb LaPlante, CQG President



April Program

“A Fresh Look At Fabric Postcards” by Maria Dzreeva, April 11, 7 pm, in-person & via Zoom, Live Oak Unitarian Universalist Congregation. We are in for a treat when our own member, Maria Dzreeva, presents our April program. Maria will discuss her experiences, give us a fresh look at this art form and share her designs and tips.



We have all been wowed by Maria’s quilts over the past several years. She has won prizes in our challenges and shows. Both her designs and her workmanship are amazing. Maria has been busy designing patterns and being published in quilt magazines. On Maria’s website ([here](#)) you can see her patterns, read her blog, and view a gallery of quilts. She

also has an Etsy shop ([here](#)) with her patterns, kits and finished items available.

We’ve had some warm up to postcard making for our fundraising efforts. Now we can venture further into this art with Maria’s guidance and inspiration.

- Polly Matsuoka

Refreshments

Refreshments for this month’s meeting would be appreciated from members with **March** birthdays. Thank you!



- Mary Wenzel
& Margaret Dear

April Workshop

“Fabric Postcards: Lighthouse” by Maria Dzreeva, April 13, 9 am - 3 pm, in-person at St. Andrew’s Church, cost: \$50. YES!! This is a SATURDAY workshop! Member and published artist, Maria Dzreeva, recognized nationally as a new quilt artist and pattern designer, will be sharing her special style as she walks us through her sweet Lighthouse fabric postcard. An optional \$25 kit will be available for purchase from her Etsy store and includes all materials needed to complete the



project. For more information and to register, visit the Guild website [here](#).

- Bonnie Barber

March Birthdays

Barb Postma	March 2
Rosana Swing	March 2
Karen Barksdale	March 3
Kris Muller	March 5
Alicia Bonnette	March 5
Grant House	March 8
Joan Watts	March 8
Barb LaPlante	March 12
Mary Maxwell	March 13
Julia Bryson	March 14
Barbara Rack	March 16
Diane Moore	March 22
Elizabeth Jenquin	March 26
Kristin Ingalls	March 29



Guild Challenge 2024 - “Memorable Meals”

What was your most memorable meal or food experience? Where were you when you ate it? Was it at a 5-star restaurant or a neighborhood diner? A picnic at a favorite site that was invaded by ants? A family meal at home? Was it high tea? Who were you with, if anyone? What made that food so memorable? Similarly, what was your most memorable food experience on the negative side? Was it the taste of cilantro that set your hair on fire? That first bite of raw fish or sushi? There are so many possibilities, each one as unique as you and your food memories. Let your imagination and food memories give birth to a quilt for our quilt challenge in 2024. We want to hear the stories that go with the memory as much as seeing the challenge result.

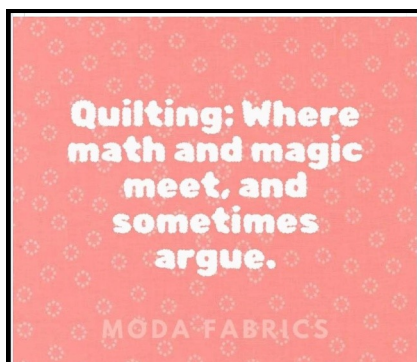


The parameters for the Challenge are similar to those in the past. There are no limitations in colors or materials used. Creativity is encouraged. Three dimensional pieces are allowed. Your “Memorable Meal” must be on the front of the quilt or clear from the three-dimensional piece. The overall circumference/perimeter should be under 120 inches.



Challenge quilts must be submitted by our meeting in May 2024. Entries will be revealed at the June 2024 Guild meeting.

- **Patti Hunter, Ranell Hansen & Carol Fay**



Community Projects

Community Projects member Nancy Blau received two very nice thank you notes: one in appreciation for the placemats received at Christmas and another for the Guild’s acceptance of a donation of fabric made by Beverly Holley.

At our most recent Guild meeting Loretta Johnson, director for Villa Majella, accepted 14 baby quilts made by our members. The quilts were paraded around the room for all to see. Also paraded were 17 lap quilts made and donated by former Guild member Nancy Snyder.

We would like to thank LouAnn Smith who took two donated quilt tops made from Kaffe Fassett fabric, combined them into a front and a back quilt and then beautifully quilted it on her long arm machine. It will be displayed at the October HOC and placed up for sale.

Our next aim is to place fidget quilts in assisted living facilities so if you happen to be working on a fidget quilt, or would like to begin one, please let us know. We have fabric, gizmos, gadgets and trinkets to complete one.

- **Michelle Garbarino**



For additional photos, visit the [Gallery](#) on the CQG website.

Membership Report

The February meeting was very well attended. We had 51 members and 5 guests in person and 27 who attended via Zoom, for a grand total of 83 attendees. Our attendance continues to increase each month. Please welcome our new members: **Kitty Oliver, Colleen Lynch, Barbara Rack and Amy Wilson.**



- **Carole Kennedy**

Quilting Tips, Tools and Hacks

Do you have a favorite sewing tip or trick to share? Please send it along to newsletter@coastalquilters.org.

Are you a beginner quilter? If you are - and you're looking for guidance, hints and instruction - you might want to check out some of the free lessons available online. For instance: Riley Blake Designs is currently sponsoring a 2024 Block Challenge. These blocks are beginner-friendly and you will learn many tips and tricks for piecing. This program began in January but you can still get all the block patterns.



In addition to the written patterns, Cindy Cloward of RBD demonstrates the blocks on YouTube. I think it's fun to check in each week and see what Cindy is up to, so I'm stitching these blocks in some 1930s Reproduction fabrics. The program will yield 16 blocks, but I'll be adding some more.

As your skills increase while working on these blocks, you too will come up with a few more blocks. The link to RBD and all the information that you'll need to get started is [here](#), plus I've attached a photo of my first 3 blocks above.

- **Marti Frolli**

Quilted Postcard Project

Hello postcard quilting enthusiasts and novices! I am chairing the Guild's quilted postcard project. The Guild sells these unique postcards at meetings, fabric sales and the quilt show as a fundraiser. More Guild funds mean we can attract more quality quilt artists for workshops, bus rides to Road to CA, books for the Library and supplies for Community Projects.

I plan to bring component pieces and written instructions or tutorial links to our monthly meetings. Watch for the April fabric postcard designing and making workshop taught by Maria Dzreeva. You can sign up on the Guild website ([here](#)).

Text me if you need supplies including Peltex and postcards. Check the treasure table for free fabrics to enhance your creativity. Please return all finished postcards to me.

Check out these websites for additional information and some great ideas:

- Sarah Ruiz has several tutorials and patterns [here](#).
- Olfa Blog tutorial is [here](#).
- Our Guild website, under Events [here](#).

- **Jennifer Frangos**
713-305-2066

Door Prize Winners

Congratulations to our door prize winners. Ingrid Bergere was very lucky and won two baskets and Deb Patalzick won the third basket. Margaret Dear won a prize for wearing her name tag. We are thrilled so many are wearing their name tags.

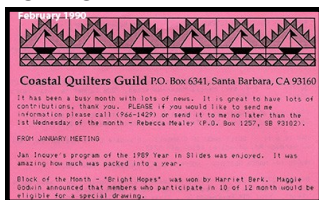
This helps all of us to get acquainted with members and guests.



- **Marilyn Martin & Linda Estrada**

Guild History

Back in the day, circa 90's through mid 2010's, Guild archives were stored in file boxes and scrapbooks in numerous storage rooms and garages. Sue Kadner was the one who knew where it all was and took good care to see that it was safe from mold and other potential damage.



Around 2010, the Guild website appeared to be a safe place to store all these records IF they could be converted to a digital form. Enter Sue Kadner again, who took on the daunting task of scanning every past newsletter and set of minutes dating back to the beginning. Photos from the dusty, but still intact, scrapbooks were scanned carefully, one by one, by member Andrea Hoelter. Every document that could be digitally converted found a new home on the CQG website and is now a click or two away from being viewed forever. Who knew!?

Where can you find these documents? Go to the [Guild home page](#), where you'll find specific links to past and present [newsletters](#), [minutes](#), [library](#), [membership](#), [current meeting information](#) and more. For even more convenience, scroll towards the bottom of the Home page where you'll find a box housing most of the links listed above.

But, wait... there's more! Look at the Menu tabs at the top of the Home page. Several of those links are self-evident but the key to finding nearly every photo and video recording is on the GALLERY tab. Click on it. Are you wondering if we recorded our January 2024 speaker and/or business meeting? Can you find the 2023 meeting file in the left-hand column? How about past Coffee Break Zoom recordings? It's all there... our photos and video recordings. On the Gallery tab.

The website is now our Guild archives. History, glorious history... names from the past, photos of our quilts. It's amazing to have all of this at our fingertips.

**- Bonnie Barber
Webmaster 2008-present**

Fabulous Fabric (& Books!) Sale

April 20, 9 am - 2 pm, St. Andrew's Patio

Thanks to those of you who signed up to help. Check your email for more information and a meeting date. There is still time to DESTASH your fabric collection and make some of the fabric you no longer love work for someone else, plus make a little cash for the Guild.



Volunteers are still needed to help transport fabric to the sale. Do you have a pick-up truck? Can you volunteer your husband, son or grandson to help? I'm still looking for someone who will carry the torch to make this an annual event. (AKA a co-chair).

Ranell Hanson,
llenar.nesnah@gmail.com,
text: 805-637-4706



Editor's note: *The Guild's technology success rests on the shoulders of many hardworking and talented members. Our website is the foundation of that and it is extremely well done and beautifully maintained - not by a staff of many, as one would expect, or by using an expensive management firm - but by one dedicated person. The Guild is so fortunate to have Bonnie Barber as our webmaster and I'd be remiss in publishing an article about the website without acknowledging her outstanding contributions. Please use our website, if you don't already, and witness for yourself how sophisticated and user friendly it really is.*

Block of the Month - April 2024

This Is My Garden

12" x 12" Block (12.5" x 12.5" unfinished)

Cutting & Assembly

- Choose a fabric that has flowers, fruits, vegetables or all three. Cut it in a 8 ½" square.
- Pick two fabrics that compliment your garden fabric. Make them into 20 half square triangles:
 - Cut 10 2 ⅞" squares of one color and 10 2 ⅞" squares of the second color. Put right sides together. Draw a diagonal line across the light color and sew a scant ¼" on each side of the line. Cut on the line and press to dark.
- Sew four half square triangles on each side of your 8 ½" square and sew the rest on the top and the bottom. You'll have one square that is different.



Blocks can be sent to Kika Hutchings, 4861 Third St., Carpinteria CA 93013, no later than April 8, 2024.
In-person attendees, please bring your completed blocks to the meeting. Questions: Call Kika - 805 705 6789.


2024 Harvest of Colors Quilt Show

We are happily organizing and looking forward to exhibiting your wonderful quilts in our Member's Showcase, as well as displaying at least two years of Challenge Quilts.

The featured exhibition will be "Preserving Our Quilt Heritage" and will include a curated collection of member's treasured quilts.

Some guidelines:

- Document as much history as you can. If you know nothing about the maker, document how it came into your possession.
- The quilt **does not** need to be:
 - made by you or a family member. It can be a 'rescue' quilt.
 - hand-quilted.
 - REALLY OLD.
- The quilt **does** need to be:
 - clean and odor-free.
 - A REALLY GOOD STORY.
 - unusual or a spectacular example of its genre.
- Other special exhibits will include:
 - Challenge Quilts - 2023 and 2024.
 - Group exhibits by Sewjourners Satellite Group and others.
 - "Kids Can Quilt" section. Keep training and encouraging the young quilters in your circle!



Continued . . .



. . . Continued

Quilt Committee Coordinator positions are essential to a successful show and we are grateful to the many members who have already stepped in to help. We still need a:

- Kids Quilts & Outreach Coordinator

If you (and a Guild pal?) are interested in helping get the show organized, please contact Show Co-Chairs by phone or send an email to: cqgshow@coastalquilters.org. We will be delighted to hear from you.

- Nancy Butterfield & Ranell Hansen,
Quilt Show Co-Chairs

Call For Artists

UCI Health-Irvine is seeking artists to display original artwork for their newly constructed medical center due to open sometime during the spring of 2024. Opportunities for original works include all media: ceramic, metal, glass, wood, fiber and mixed media.



There's also interest in licensing the rights of two-dimensional art to be printed as murals and as framed giclées. For more information about Original Commissions, please go to the website [here](#). For more information about Image Usage for giclee prints, go [here](#).

- Isabel Downs

Coastal Quilters Guild, Inc.



P.O. Box 6341
Santa Barbara, CA 93160

coastalquilters.org