


COAST LINES

Newsletter of the Coastal Quilters Guild
P.O. Box 6341 Santa Barbara, CA 93160
VACATION ISSUE

CQG TRAVELS TO THE SOUTHWEST



August 1992

This Month -- Fasten Your Seatbelts! You're Going on A Flight of Fancy

Tonight elinor peace bailey, author of Mother Plays with Dolls, will take us on a voyage of fantasy and discovery during her talk "Cloth Dolls and Beyond." Using poetry, humor, song, and any other nonsense she can dream up, elinor explores the wonderful, wild, and wacky world of the doll. This lecture/show is continually changing as elinor discovers new and exciting dollmakers and their dolls.

Dollmakers' Choice -- A Wonderful Workshop with elinor peace bailey

Get your favorite doll pattern, some fabric and ribbons and trims -- funky or elegant (*you should see Judy Gorryngdo's white on white angel!!*) and join us for a day of learning and fun on Thursday, August 13. Call Jan Inouye, 962-3498 for last minute signups.

Next Month -- Love Log Cabin? Mark September 9 on your Calendar

Our speaker for September specializes in these versatile blocks. In fact, you could say that **June Ryker** of Lakewood, Colorado, is the Leonardo of Logs. She began teaching at *Quilts and Other Comforts* in Denver in 1974 and now she's a sought after instructor across the country. When she's not teaching classes such as "Log Cabin Fantasy," "Oval Logs," and "Log Cabin Rondelay," she exhibits in shows such as American Quilters Society (Paducah, KY), Quilters Heritage Showcase (Lancaster, PA), and the Houston Quilt Festival.

June's evening talk will highlight the history of log cabin patterns -- perhaps the most "American" patchwork pattern of all time. She will discuss quilt names, folk stories, and use of the block as well as design, color and fabric selections. June will have many pieces of her work to show us after we view her slide lecture.

Members Showcase Takes Place in October

We'll shine the spotlight on a few of our members whose work we see all too briefly during Show and Tell. These talented ladies have a spark we all envy as well as a trait we can all aim for -- they get things finished! Invite a friend to come with you for this in-house quilt show and a great opportunity to get to know some of your fellow guild members better.

Onwards and Upwards . . .

Polls show Guild Members strongly influenced by Distorted Views.

Stumping VP Norah McMeeking spoke to a good crowd at the Goleta Library. Copious propaganda was snapped up avidly. Who will the convention pick? Can you - should you - believe everything you see? How can you make a choice?

Time draws near for "**Distortions**" An Elections Year Challenge." This is a party you can run! You are in charge, you decide the slant (or curve or overlap or exaggerations) you want to put on things. Do it for the fun! Do it because you're a good citizen (of CQG)! Do it for the Prizes (everyone who completes a quilt for the November elections gets one!)

Pick up an extra copy of the rules tonight or call Norah McMeeking, 962-8511 and ask her to mail you one. And don't forget the June *Coastlines* has all the guidelines, too.

The election will take place the day after that other election (for President) on November 11. **Stand up and be counted!**



Goodbye, Smooth Sewing and Happy Trails to two more of our members!

Rebecca Mealey -- Thanks for that heroic two year stint doing the newsletter! We know that Maine is going to benefit from all your good works


Sandi Globus -- Stalwart Treasurer of yesteryear, and outstanding quilter. There will be a big gap in the Show 'n Tell line, when you have gone to Northern California!

Satellite



Groups -- Sewing with Friends, that's what satellite groups are all about. Interested in joining a group, or getting together a new group? Call Jane Manasse, 687-0301

Need a place to quilt? Contact Mary Ann Coley, 967-5355 at Beverly Fabrics in Goleta, to set up a "QUILT IN."



Happy Birthday and Lazy Sunny Days to:

▲ Jennifer Bergman ▲ Janet Berlin (Queen of Raffle) ▲ Linda Estrada (books on wheels) ▲ Marty Frolli (our scholarly ex pres.) ▲ Ann Gallagher ▲ Penny Hall ▲ Elizabeth Hensgen ▲ Nancy Horii ▲ Violet Menoher (trusty telephoner) ▲ Trudy Pickard ▲ Cathy Rampton (keeping us refreshed) ▲ Pat Stanovich ▲ Laura Alarid (our treasured treasurer) ▲ May Blaylock ▲ Helena Kennedy ▲ Margaret Anderson

✂ ✂ Space is still available for the September 10, (Thursday) **June Ryker Roundalay Log Cabin Workshop**. Catch Jan at the meeting or send \$30 payable to Coastal Quilters and SASE* in LARGE envelope (bigger than 8 1/2 x 11) with three (yes! three!) 29 cent stamps for required supply list and color pattern leaflet.


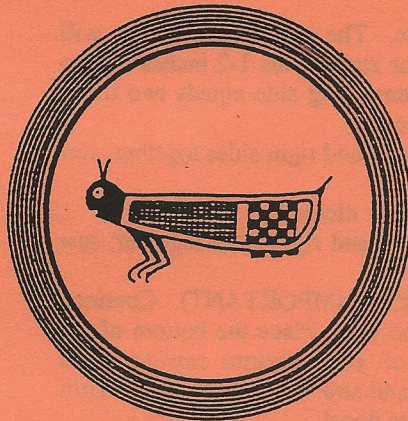
*Jan Inouye, 124 N. Salinas St., Santa Barbara, CA. Workshop Questions? Jan's number is 962-3498

Calendar

Every Tuesday -- 9 am to noon, bring yourself and your sewing to House of Fabrics, Fairview Shopping Center, for a pleasant morning with quilting friends.

- Aug 13 COASTAL QUILTERS GUILD MEETING, the second Wednesday of every month, 7:30 pm at Samarkand, 2550 Treasure Dr. Use main entrance, look for the big pillars and go up to the second story, to the back and through the double doors.
elinor peace bailey - nourish that soft spot in your heart for dolls tonight
- Aug 14 Thursday, elinor peace bailey Workshop, "Dollmakers' Choice" \$25
- Sept 2 Guild Board Meeting, the first Wednesday of every month, 7:30 pm at President Barbara Maxwell's office, 466 N. La Cumbre Rd.
- Sept 9 COASTAL QUILTERS GUILD MEETING, the second Wednesday of every month, 7:30 pm at Samarkand, 2550 Treasure Dr. Use main entrance, look for the big pillars and go up to the second story, to the back and through the double doors.
June Ryker -- The greatest block on earth -- LOG CABIN
- Sept 10 Thursday, June Ryker Workshop, \$30, 9-3pm, Goleta Community Center
- Oct 10 CQG Booth at the Lemon Festival, Stow House. Marge Hall will need your help for this fun day, 968-5852
- Nov 7 Saturday, "More Miniatures" Workshop for Christmas, 9 to 3 pm
Goleta Community Center

▲ Needed, a Community Reporter for the Newsletter. Call Eve the Editor at 962-6661 ▲



CQG TOTE BAGS CQG TOTE BAGS CQG TOTE BAGS CQG TOTE BAGS
Soon you will be able to buy custom tote bags with the Coastal Quilters Logo for yourself and practically everyone on your Christmas list. Tonight the members will submit their color choices and choose the best. These bags are going to be TRENDY, and a great buy, too. Price breaks for advance orders.

Not going on vacation? --Stay home and get started on your Christmas gifts!. Just about ready to hop in the car?--Whip one up and keep that inescapable dirty laundry under control while you travel.

PRESTO BAGS, adapted for CQG by JAN INOUE
from Bernina Foot Book #1 by Mary Low Nall

These bags can be made in any size in "presto" time. The wide base and convenient zipper access allows you to find everything without having to put half of your body inside. Extra large ones are great for quilts or toys, medium size are good for shoes when traveling or carrying your workshop supplies, and small ones for whatever else.

Supply List

FABRIC: Use stiff fabric such as canvas or upholstery weight. Medium weight fabrics such as 100% cotton, use double thickness. Fusing with "wonder-under" for extra stiffness also works.

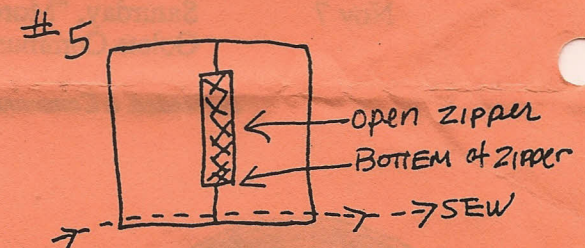

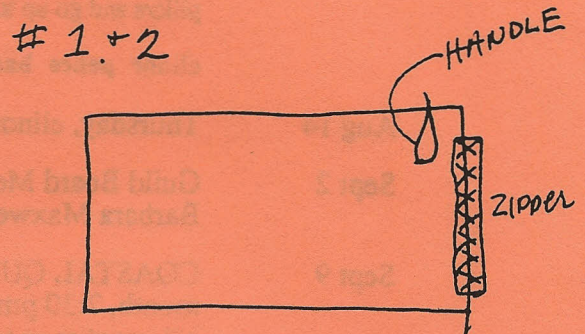
ZIPPER: Any size depending on the size you need. I usually use the plastic separating jacket type zippers with the wide fat teeth and pulls.

MISC: Key chain objects are optional but add a little fun and convenience as zipper pulls. Commercial strapping (used for backpacks) makes for a strong handle, but you can also make your own matching fabric strap by double folding fabric.

Sewing Instructions

1. Cut fabric into a rectangle. The side for the zipper will equal the measurement of your zipper plus 1-2 inches for top and bottom of zipper. The remaining side equals two times the length of your "zipper" side.
2. Sew in zipper seam at far edge and right sides together, sew top seam, catching the handle.
3. Sew in zipper as you would for clothing.
4. With zipper seam at far edge and right sides together, sew top seam, catching the handle.
5. OPEN THE ZIPPER (THIS IS IMPORTANT). Continue working from the inside of the bag. Place the bottom of the zipper seam at the center of your bottom sewing seam (creating the triangular base) and sew the bottom seam. Turn right side out and *Presto* you are done!

Other Fun Projects to share with the Guild? Ideas are welcome! Eve the Editor, 962-6661.



COMPLETED
PRESTO BAG




August - Clay's Choice



from from Ruby McKim's 101 Patchwork Pattern



(a quilt in soft colors, in honor of all the little babies that seem to "show up" at this time of year!)

Kathy Doughty
964-1496



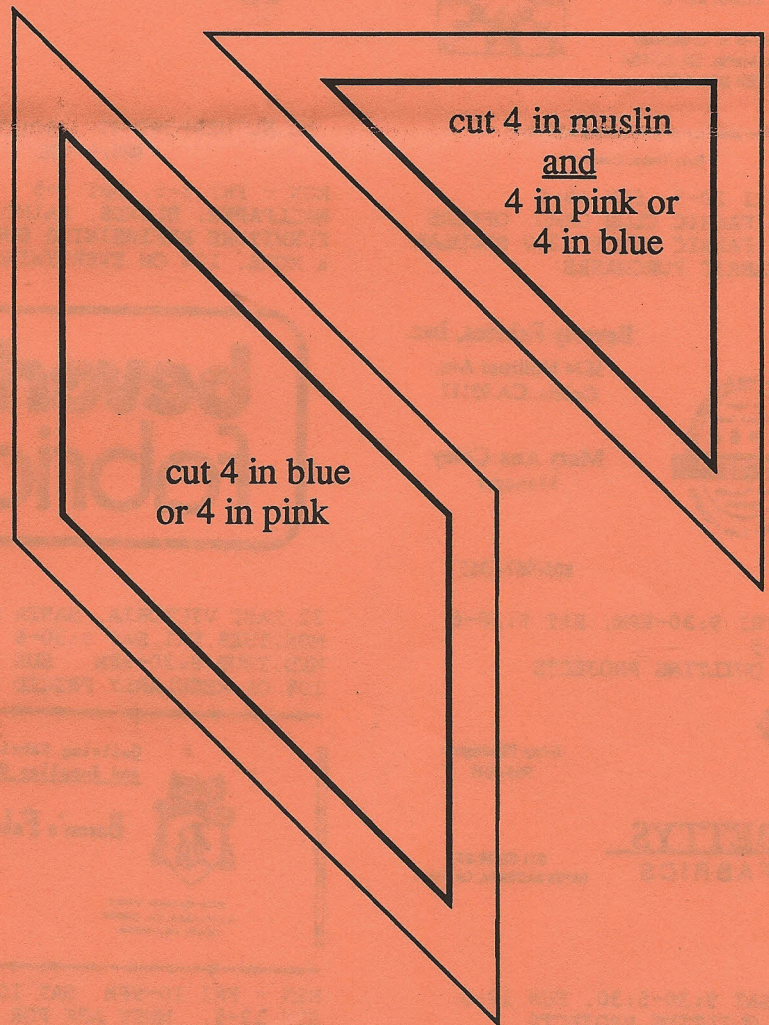

* Use white-on-muslin for the background.

* Choose pink and light blue fabrics for the central star. I leave to your discretion which you want for the diamond pieces,  and which for the triangles. 

* I found this easiest to make a quarter at a time by making one of these  and joining it to one of these. 

* Final block is 8" X 8", without seam allowances.

* 1/4" seams throughout.



For Sale
 Tan Singer 301 sewing
 maching in excellent
 condition. \$250.00. Call
 Ruth Walters at 687-2709.



For Sale
 1955 Featherwight Singer
 \$225. Call Jan Lopez, 962-3955



Grant House Bernina/Pfaff
 118 N. Milpas Street
 Santa Barbara, CA 93103
 (805) 963-8956

- *10% off notions
 (\$10 or more)
- *25% off sewing machines
 (limited time)



HOROUGHLY MODERN MINIS
 P. O. BOX 925, CARPINTERIA, CA 93014

THANK YOU for the nice donation to the
 Guild. No two ways about it, your stamped patterns for
 miniature blocks are pretty darned clever. We are looking
 forward to that November Workshop


Sally's
 Quilt
 Quarters



765-B S. Broadway
 Santa Maria, CA 93454
 (805) 925-1888

The shop for all your quilting supplies.
 Sally Testa, Owner

MON - FRI 10-5, SAT 10-4
 ASK FOR FABRIC CLUB CARD, OFFERS
 \$20 OFF FABRIC AFTER \$200 REGULAR
 PRICE FABRIC PURCHASES



325 RUTHERFORD ST. / GOLETA, CA 93117
 (805) 964-8787

MON - FRI 8-5, SAT 9-5
 WALLPAPER, BLINDS, PAINT,
 FURNITURE REFINISHING SUPPLIES
 & MORE. 10% ON EVERYTHING

SALLY & CASEY HICKS
 OWNER

FABRIC town U.S.A.

FABRICS - CRAFTS - GIFTS & SILK FLOWERS
 UPHOLSTERY & DRAPERY

2686 E. M... ST.
 VENTURA, CALIFORNIA
 PHONE (805) 641-...34

MON - FRI 10-8PM SAT 10-6

Beverly Fabrics, Inc.

5624 Hollister Ave.
 Goleta, CA 93117


Mary Ann Coley
 Manager

805-967-5355

MON - FRI 9:30-8PM, SAT 9:30-6
 SUN 12-5
 10% ON QUILTING PROJECTS



32 EAST VICTORIA, SANTA BARBARA
 MON, TUES, FRI, SAT 9:30-6
 WED, THUR 9:30-9PM SUN 12-5
 10% ON REGULARLY PRICED FABRIC



CRAFTS

BRIDAL

**FABRIC
 WELL**

3075 Saviers Rd.
 Oxnard, CA
 93033

Established 1975 (805) 486-7826

MON - FRI 9:30-8PM
 SAT 9:30-6, SUN 11-5



Doug Pilkington
 963-0311

821 STATE ST.
 SANTA BARBARA, CA 93101

MON - SAT 9:30-5:30, SUN 12-5
 10% ON QUILTING PROJECTS
 SANTA BARBARA STORE ONLY



Quilting Fabric
 and Supplies Only

Baron's Fabrics

379 Cannon Drive
 Camarillo, Ca. 93010
 (805) 482-0040

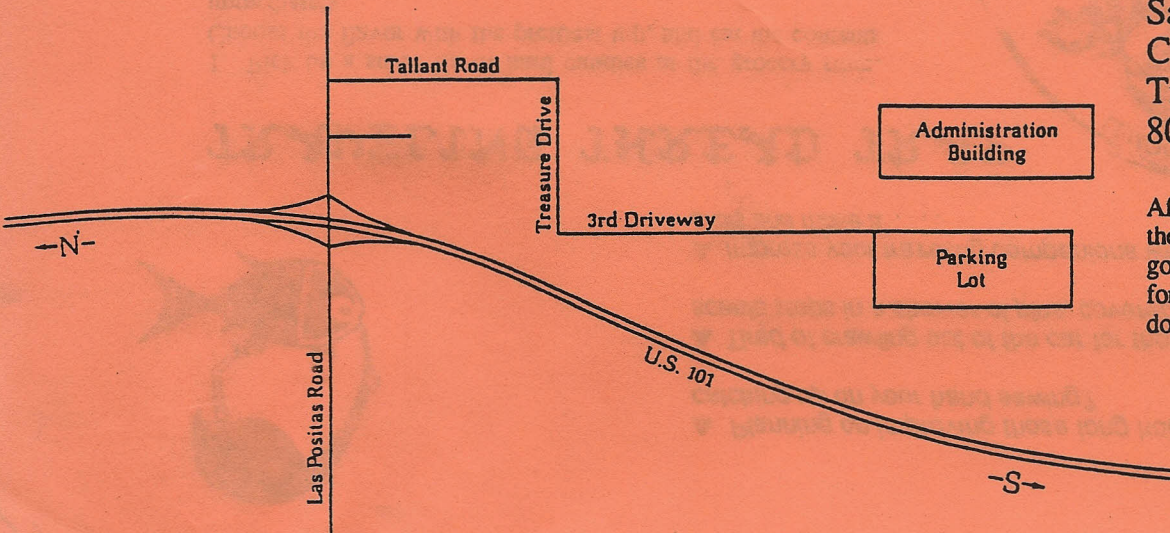
MON - FRI 10-9PM SAT 10-6,
 SUN 12-5. MUST ASK FOR DISCOUNT
 BEFORE SALE IS RUNG UP.



Fairview Shopping Center
 10% discount on fabric
 Mon-Sat 9-9, Sun 11-6


The Road to Samarkand

Hear Ye Hear Ye • • • New Meeting Place. What is spacious, attractive, accessible, large enough and FREE? The ideal place for CQG to meet, which is easier said than done. Thanks to Suzy Carter, quilter on the qui vive, we have an opportunity to try The Samarkand, a lovely setting for our meetings. A little care for the limited parking and the very nice furnishings is all it's going to cost us. Share resources and friendship! Try a Carpool!



Samarkand Retirement
Community • 2550
Treasure Drive •
805/687-0701

After you have arrived, look for the large entryway pillars. Enter, go up to the second floor, head for the back and through the double doors. You're there!



We welcome our new members, and nobody welcomes you more than Janet Trego, new member, who is now our new member greeter. Look for Janet's name badge and introduce yourself!



Add these to the Roster

Ellen Monaghan
88 Bristol Pl.
Goleta, CA 93117
968-1372


Charlene Garfinkle
5082 San Gonzalo Ave.
Santa Barbara, CA 93111
964-0873

Nancy Woyak
89 St. George Pl.
Goleta, CA 93117
968-1301

Jennifer Bergman
82 Surrey Place
Goleta CA 93117
968-4466

Diana Iler
2885 Spyglass Ridge Rd.
Santa Barbara, CA 93105
687-3996


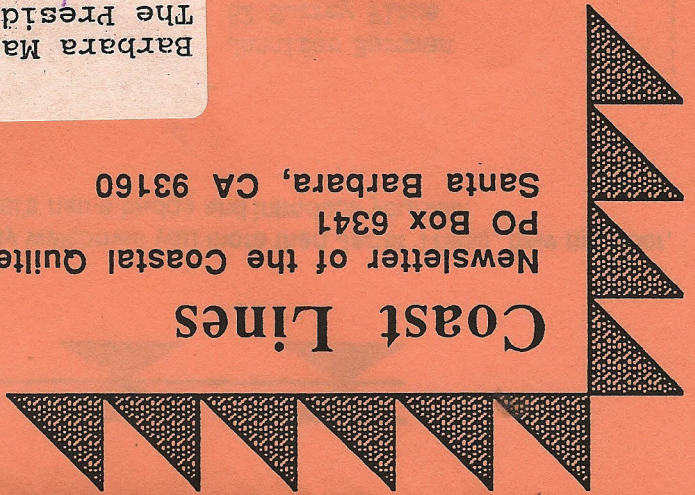
Rebecca Mealey
New Address
Millbrook Rd.
Northeast Harbor, ME 04662



Barbara Maxwell
The President
Lyle M. L. Linn
Santa Barbara, CA

Newsleter of the Coastal Quilters Guild
PO Box 6341
Santa Barbara, CA 93160

Coast Lines



▲ Planning on improving those long hours in the car by catching up on your hand sewing?

▲ Tired of crawling out of the car for those coffee shops and scenic stops in a shower of pins, covered with threads?

▲ Impress your traveling companions with your organizational skills and make a

TRAVELING THREAD TRAP

1. Pick up a small tin of hard candies at the grocery store. Choose the flavor with the prettiest top, and eat the contents immediately.
2. Cut velcro strips to cover one half of the bottom tin and glue in place. Use only the prickly side and put the fuzzy side aside for some other ridiculous project. These strips are your thread trap.
3. Pick up a small magnet from the hobby store. Plunk it in place on the other side of the bottom tin. This is your pin trap.
4. Put the lid back on. Have Trap Will Travel.

