

COAST LINES

Newsletter of the Coastal Quilters Guild

P.O. Box 6341 Santa Barbara, CA 93160

SCHOOL DAYS



Round up your rulers, its back to Adult Ed

September 1992

This Month -- For the Love of Logs! Log Cabin Possibilities with June Ryker

You love the Log Cabin Block already but this evening you will discover new approaches to using this popular design that may send you off on a Second Honeymoon! June Ryker, of Lakewood, Colorado is a nationally respected quilting teacher and author who has made a special study of Log Cabin quilts. Her talk this evening will cover some of the history of the log cabin pattern (it is an ancient traditional pattern in Korea among other places) and she'll discuss design, use of color, fabric choices, and techniques as well. June will also show many pieces of her work which appeared at the AQS Show in Paducah, the Denver Art Museum, the Silver Dollar City Invitational Wallhanging Contest, and the Quilters' Heritage Showcase in Lancaster, PA. June's work is known and admired from Canada, across the U.S. and in Japan, and we are very pleased with this opportunity to meet her.

Next Month -- MEMBERS' SHOWCASE

Next month our program will inspire us with the work of some talented members of Coastal Quilters when we feature their quilts in a Member's Showcase. From the humorous whimsy of the wallhangings of Susan Cochran to the sumptuous color palette of Ruth Walters, we'll admire quilts from the finest of traditional patterns to those that are exploring new areas of quilt making. Helena Kennedy, Phyllis Peterson, and Joan Buss are among the members who have agreed to share their quilts with us. With luck, we'll add icing to the cake with a few surprize appearances, too. (The Program chairman is still engaged in delicate negotiations, begging and arm twisting . . . such are the things that make great programs.) Next month's meeting will be one to remember . . . and ENJOY! Bring a friend or make a new one.

Behind the Scenes Hospitality for Guild Speakers 

There's a lot more than just a check and handshake to getting speakers for our meetings.

Usually speakers spend one night in town and often are here for several days between engagements. A very big Thank-You to our members who have provided warm and generous hospitality for our speakers. Sara Nephew stayed with Barbara Maxwell (thanks to husband Gary, too); Maggie Godwin looked after Elinor Peace Bailey for several (colorful?) days, and Suzy Carter is providing June Ryker with a real vacation at lovely Samarkand.

Onwards and Upwards . . . with two Guild Members leading the way

☆ Learn with the Best This Fall

Norah McMeeking

With a year of teaching adult ed classes under her belt Norah is looking forward to another round. Norah received her BFA in graphic design from Rhode Island School of Design in the early 70's and became interested in quilt making when she lived in Illinois. She feels her interest is genetic since her grandfathers were sign makers and her grandmother was a seamstress. "Graphics and cloth are in my blood," says Norah.

- "Patchwork and Quilting: Beginning and Intermediate" at Adult Education
Sept 15 (10 Tuesdays) 7-10 pm, Room 2 Wake Center, Opt. fee: \$6*
Sept 16 (10 Wednesdays) 9 am to noon, Room 2 Wake Center. Opt. fee: \$6
- Oct 8 (4 Thursdays) 6:30-9:30, "Mary's Pinwheel" Quilt, Grant House
(963-8956 for details)
- Nov 21 (1 Saturday) String Pieced Xmas Stockings, Grant House
- Oct 3 (1 Saturday) Amish Barn Raising, Fabric Depot, Santa Paula (805/525-4556)
Nov 7 (1 Saturday) Madison House Xmas Wallhanging, Fabric Depot

Maggie Godwin

Our Program Chair last year, and Block of the Month Presenter for two years before that, Maggie discovered quilting 12 years ago and she enthuses, "It is the "love of my life!" Recently Maggie turned patriotism most successfully into color and value and won Viewers' Choice (the only prize!) at the American Pie Contest at the West Coast Quilters Conference in July. She was also recently invited by Mary Ellen Hopkins to help teach at the Las Vegas Quilt Camp and sew samples for Mary Ellen's new book "4 3/4."

- "Color in Quilts" at Adult Education
Sept 16 (10 Wednesdays) 1-4 pm, Room 2, Wake Center. Opt. fee: \$4
- Oct 13 (1 Tuesday, two sessions) 10 am and 6:30, Bernina Club, Grant House (963-8956)
- Oct 17 & 24 (2 Saturdays) Roman Stripe, Fabric Depot, Santa Paula (805/525-4556)
Nov 21 (1 Saturday) Pine Tree Mountain from Log Cabin, Fabric Depot
Dec 5 (1 Saturday) Amish Bricks, Fabric Depot - a real chance to play with color, precut fabric strips are provided for this class!

*Questions About Adult Education? Call the Wake Center, 300 N. Turnpike Rd., Santa Barbara, CA 93111-4366, phone 964-6853

Pages from our Birthday Book -- Another Year Wiser!

◆ Mary Ann Coley ◆ Zetta Hanna (The Mighty Pen) ◆ Lillian Hersh ◆ Susan Lee Shaw
◆ Darlene Skog ◆ Doris Gilman ◆ Verna Smith ◆ Sandra Strickland ◆ Colleen
Atkinson ◆ Darcy Cook ◆ Carrie Haagen ◆ Charlene Garfinkle

Linda Estrada



with News from the Library

Now that we have 150+ members in our guild, THAT PATCHWORK PLACE has started sending us complimentary books! The first titles to arrive were Nifty Ninepatches, by Carolann Palmer and Tea Party Time by Nancy J. Martin. Carolann Palmer takes a simple 9-patch block and shows how to interweave it with alternate blocks in solid colors or pieced designs to create new patterns. Nancy Martin presents quilts with lovely ways to showcase family heirlooms, feminine flowers, beautiful baskets, fans and more!


Last month we also received 3 books in THAT PATCHWORK PLACE QUILT SHOP SERIES. Explore quilt shops in other states without leaving home! The books feature *Country Threads* in Garner, Iowa; *In The Beginning*, Seattle, Washington; and *Not Just Quilts* in Dallas Texas. You'll be treated to glimpses of the staff and interiors of the shops, as well as generous directions on making their wonderful quilts. *You are invited to stop by the library and take advantage of these great gifts from THAT PATCHWORK PLACE!*



ELECTIONS 1993 -- HELP cries Liz Steele

"Having just returned from vacation, I couldn't wait to get into my workroom. It looked wonderful, but there was this strange looking, large white binder sitting on my cutting table. Good Grief!! It was the instructions, compiled by Zetta Hanna over many years for the nomination of CQG officers. It slowly came to me that I had volunteered last year! So, lets get on with it!"

"The guild needs volunteers. I have made a dozen telephone calls to people now serving and received almost the same answer from everyone; they feel it is time for new people to start taking a more active interest in the guild. Each person has offered to help whoever assumes an elected or volunteer position. Please consider volunteering to help Coastal Quilters remain an exciting and viable guild." If you are interested, call Liz, 967-1490



Coastal Quilters' Guild First Annual Quilting Bee



Wednesday • Sept, 16, 1992 • 6:30 to 8:30 pm
Rancho Santa Barbara Recreation Center (a mobile home park community off Calle Real)
333 Old Mill Road • (near St. Vincent School) • directions at main gate

Help us finish a quick quilt for this year's community project! Members will share techniques in a hands-on setting. Fun for the experienced and beginner alike.

Checklist:

- Donated fabric, including scraps and batting
- Portable sewing machines
- Your own sewing supplies like needles, pins, cutters, etc.
- Car pool friend(s); parking is limited!
- More information? Call Audrey Damsky 682-6670

Calendar



SAME DAY, NEW PLACE - Every Tuesday -- 9 am to noon, bring yourself and your sewing to BEVERLY FABRICS, GOLETA, for a pleasant morning with friends, newcomers welcome.

Sept 9 COASTAL QUILTERS GUILD MEETING, the second Wednesday of every month, 7:30 pm at **Samarkand**, 2550 Treasure Dr. Use main entrance, look for the big pillars and go up to the second story, to the back and through the double doors. See your August newsletter for map and more directions.

June Ryker -- New Ways for LOG CABIN

Sept 10 Thursday, June Ryker Workshop, \$30, 9-3pm, Goleta Community Center

Oct 7 Guild Board Meeting, the first Wednesday of every month, 7:30 pm at President Barbara Maxwell's office, 466 N. La Cumbre Rd. *Excellent Cookies*

Oct 14 COASTAL QUILTERS GUILD MEETING, the second Wednesday of every month, 7:30 pm at **Samarkand**, 2550 Treasure Dr. Use main entrance, look for the big pillars and go up to the second story, to the back and through the double doors.

Members' Showcase -- Talent in our Guild, You'd Better Believe It!

Oct 10 CQG Booth at the Lemon Festival, Stow House. Marge Hall will need your help for this fun day, 968-5852

Nov 7 Saturday, "More Miniatures" XmasWorkshop, 9 to 3 pm, Goleta Community Center

Reminder! Community Service Quilts Due in October! And don't miss the drawing for our wonderful wonderful Opportunity Quilt at this same meeting.



DOLL SHOW



 AT THE HOME OF ELINOR PEACE BAILEY

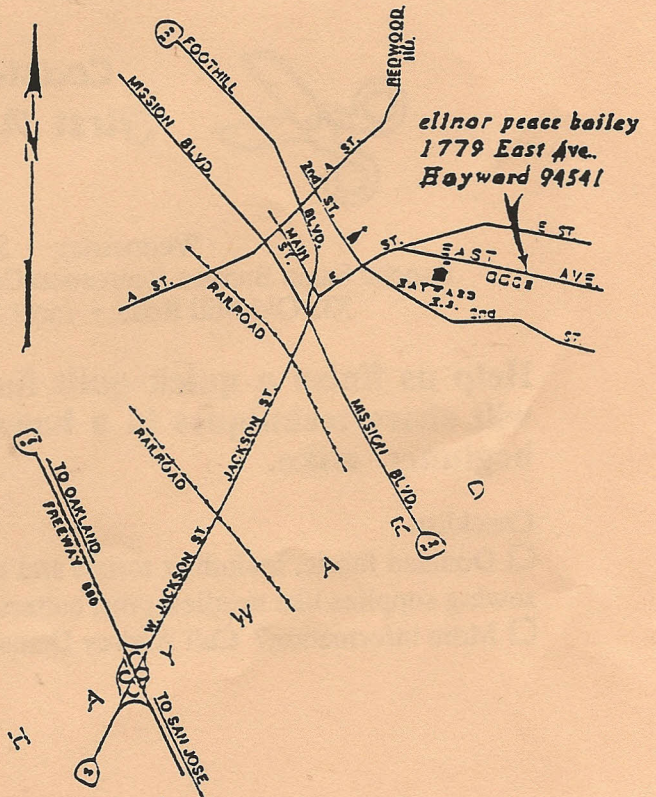
 1779 EAST AVE. HAYWARD.

 SEPTEMBER 12th

 10:00 A.M TO 4:30 P.M.

• DOOR.
• PRIZES.

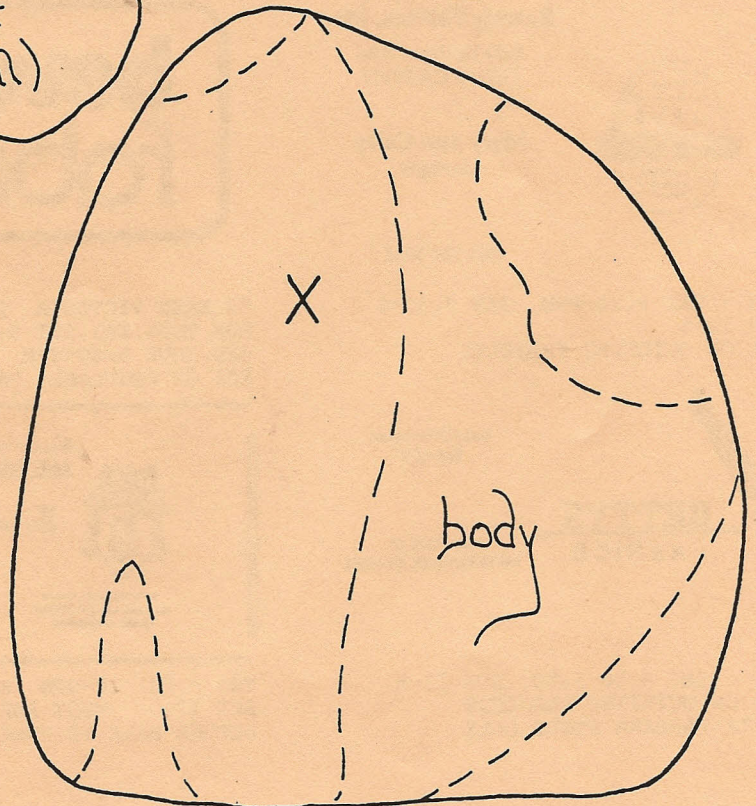
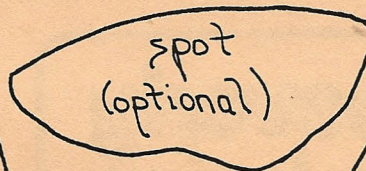
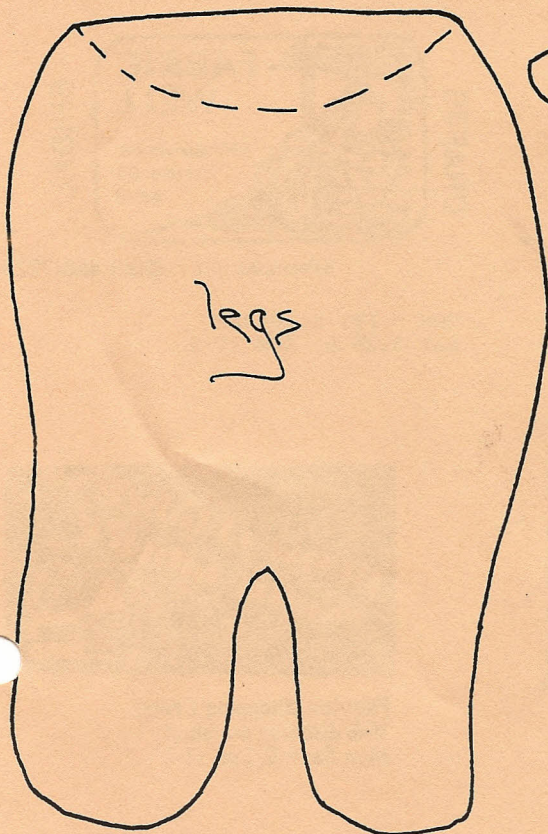



thank-you elinor
we loved your
program!



September - Pussycat

A block for the applique-ers among us!

- * Use a red square, 11" x 11", for the background
- * Choose "cat colors" for the applique (Black, white, grey, brown, make it a portrait of your favorite cat!).
- * The **X** on the body should be centered in the block.
- * Please note: seam allowances are **NOT** included.
- * Applique body first, then legs, tail and head.
- * Eyes can be embroidered, appliqued, or reverse-appliqued.
- * The spot is optional, and other embellishments are welcome!



Supplies for Fall Projects Here



Want to attend more Quilt Shows?
Call Linda Karppinen, 563-0817,
car pool contact point for the Guild

WELCOME
to the Guild's Newest Friend



FABRIC DEPOT



Your Destination for Creative Materials

(805) 525-4556

Cynthia and Fred Davis. 972 E. Main Street
Owners Santa Paula, Ca. 93060



Grant House Bernina/Pfaff
118 N. Milpas Street
Santa Barbara, CA 93103
(805) 963-8956

*10% off notions
(\$10 or more)

*25% off sewing machines
(limited time)

10% discount to Guild Members

Sally's
Quilt
Quarters



1765-B S. Broadway
Santa Maria, CA 93454
(805) 925-1888

The shop for all your quilting supplies.
Sally Testa, Owner



325 RUTHERFORD ST. / GOLETA, CA 93117
(805) 964-8787

MON - FRI 8-5, SAT 9-5
WALLPAPER, BLINDS, PAINT,
FURNITURE REFINISHING SUPPLIES
& MORE. 10% ON EVERYTHING

SALLY & CASEY HICKS
OWNER

FABRIC town U.S.A.

FABRICS · CRAFTS · GIFTS & SILK FLOWERS
UPHOLSTERY & DRAPERY

2686 E. MAIN ST.
VENTURA, CALIF.
PHONE (805) 643-3


MON - FRI 10-8PM SAT 10-6

Beverly Fabrics, Inc.


5624 Hollister Ave.
Goleta, CA 93117

Mary Ann Coley
Manager

805-967-5355



32 EAST VICTORIA, SANTA BARBARA
MON, TUES, FRI, SAT 9:30-6
WED, THUR 9:30-9PM SUN 12-5
10% ON REGULARLY PRICED FABRIC



Established 1975 (805) 486-7826

MON - FRI 9:30-8PM
SAT 9:30-6, SUN 11-5

MON - FRI 9:30-8PM, SAT 9:30-6
SUN 12-5
10% ON QUILTING PROJECTS

Doug Pilkington
963-0311

BETTYS
FABRICS

821 STATE ST.
SANTA BARBARA, CA 93101

MON - SAT 9:30-5:30, SUN 12-5
10% ON QUILTING PROJECTS
SANTA BARBARA STORE ONLY



MON - FRI 10-9PM SAT 10-6,
SUN 12-5. MUST ASK FOR DISCOUNT
BEFORE SALE IS RUNG UP.



Fairview Shopping Center
10% discount on fabric
Mon-Sat 9-9, Sun 11-6

Distortions: a Challenge

Norah's Nervous! What if we hold a challenge and nobody comes?

What if her's is the only challenge entered (AND she's not even sure about that one) and she has to take home all the prizes herself? Nobody could use all that prize money and fabric by herself! Please make a quick sketch of the quilt block you are planning to distort and put it in the hat tonight so Norah can get a decent night's sleep, secure in the knowledge she's not alone in the race. Two prizes will be awarded at tonight's meeting for those taking part in the challenge.

And remember, the persistent Norah will be submitting slides of all the challenge quilts for publication in leading national quilting magazines . . . and Time too. This is your chance to be really famous.

Many thanks to Betty's Fabrics, The Fabric Depot, and Grant House for contributing prizes for Distortions: An Election Year Challenge.

Your drawing here...

Name _____



Add these to the Roster

Jayne Larson
99 East Loop Dr.
Camarillo, CA 93010
805/987-0583

Suzanne Arnold
2325 Santa Barbara St.
Santa Barbara, CA 93105
805/687-4073

Pat Masterson
255 Regis Ave.
Ventura, CA 93003
805/642-4769

Marily Weal
1011 Red Oak Place
Camarillo, CA 93010
805/482-2816

Linda Clark
202 San Clemente
Santa Barbara, CA 93109
805/965-1559

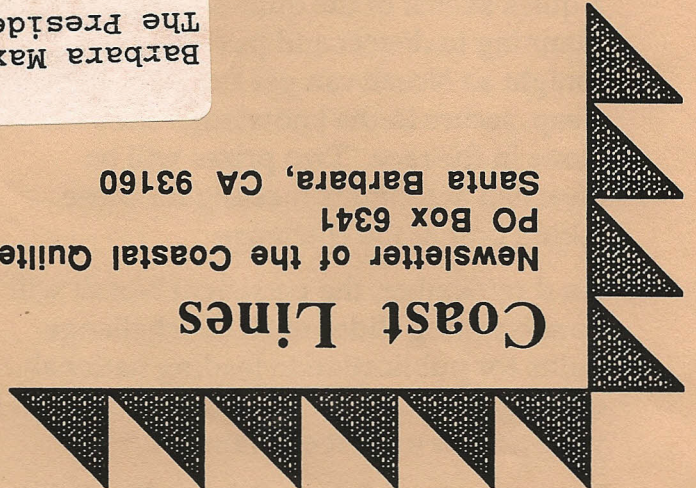
Rita Lakey
4991 Ponderosa Way
805/964-0336

Sandy Tumbleson
1625 Mountain Ave.
Santa Barbara, CA 93101
805/965-2749

Marily Osgood
179 Canon Dr.
Santa Barbara, CA 93105
805/687-4994

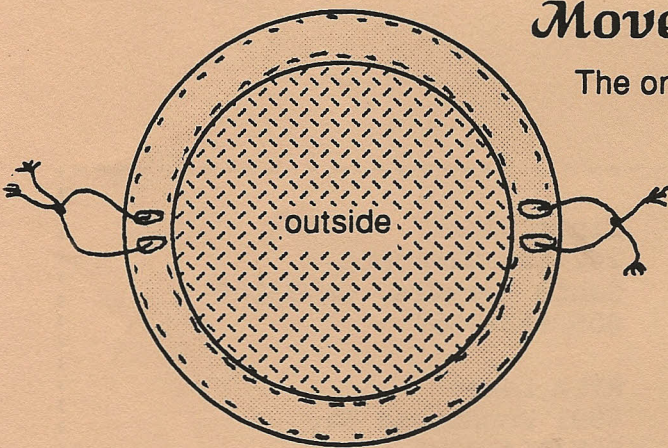
Barbara Maxwell
The Presidents Book

Coast Lines
Newsletter of the Coastal Quilters Guild
PO Box 6341
Santa Barbara, CA 93160




Moveable Feast Lunch Bag

The only lunch bag that opens into a table cloth!



- x Dine in Style
- x Corral Those Crumbs
- x Just right for class



1. Cut a circle of whole cloth or patchwork for the outside, about 22 inches, or larger for picnic size.
2. Cut the lining, about 1 inch larger.
3. Make two pair of button holes in the lining for the cord, as indicated.
4. Fold and press a 1/4 inch hem in the lining, and stitch down with a long stitch. This will help you ease in the fullness. Wrong sides together, place the two circles together, fold over the lining, and stitch, top and bottom. This is the casing for the cord.
5. Cut two cords the same length, each long enough to go all the way around the circle and tie. Each cord will enter, go around the circle, and come out on the same side.