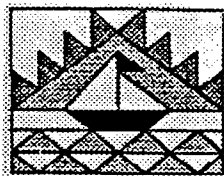


July, 1994



Coast Lines

Newsletter of the Coastal Quilters of Santa Barbara & Goleta, California

Anna Judd-Edwards Describes Fine Hand Quilting

At the July General Meeting, Anna Judd-Edwards will present a program about her love of quilting, in particular the fine techniques involved in making whole-cloth quilts. Anna's interest in art and sewing in all of its forms has provided her with the foundations for developing skills for this quilt form. She has been presenting programs for the the past two years on the subjects of fine quilting, trapunto, and whole cloth quilts and realistic appliqué.

Quilts by Anna have been featured in a promotional video for Kaiser Permanente Hospitals as well as *Quilters Newsletter* magazine (May 1992), Macy's (Union Square, San Francisco) and in the *Christmas Book of Traditions from the Heart* (C&T Publishing, 1992). Her work has been featured in the Northern Exposure promotion (October 1993) celebrating the artists who represent the spirit of the Great Northwest and in shows from the local to international level.

4th of July at Stow House

.....was lots of stitches, lots of music and lots of fun.

A special thank you goes to our volunteers:

Verna Smith, Harlene Bailey, June Brandon,
Lee Carlson, Jane Manasse, Kristin Otte, Zetta Hanna
and Maggie Godwin.

They not only showed off their handiwork and answered a variety of questions, they also sold 214 opportunities on our quilt. I think that's a record breaker for July 4th sales! I tip my hat to all of you.

Thanks, Judy Gorrindo

Border Exchange Quilts Revealed!

The July 13th General Meeting will unmask quilt tops from the 4-month Border Exchange project. Our meeting room will be decorated with the quilt tops and we are all eager to see the final results. Rumors and twitters have been circulating for months and we are most assuredly going to be in for several surprises!

Last month, a casual survey of the participants indicated that everyone thoroughly enjoyed this challenge and they believe it was a valuable exercise for stretching the imagination. Four very different creative imaginations contributed to each block in the exchange.

Our President, Judy Gorrindo, was the coordinator of this challenge and heartily deserves our thanks for her efforts. It was a great idea, Judy!

BORDER EXCHANGE GAME: Judy has one more surprise up her sleeve. On Page 9 of the newsletter you will find the game ---NAME THAT QUILT!

Next Month's Program...AUGUST

Members Showcase & Silent Auction

The August Program will feature a Members Showcase and a Silent Auction of quilting books from our library.

With the money we earn, new books will be purchased for the Guild Library.

→ No workshop in August.



Here's a chance to get those classics you always wanted for your library at the Silent Auction.

Donations of quilting books and magazines from members will be very welcome. Just bring your book donations to the August meeting.



Special Features this month

Santa Barbara Quilt Report.....	pg 2
CQ Contests: Which size quilt shall I make?	pg 7
Name that Quilt Game!.....	pg 9

The Santa Barbara Quilt

The Quilt committee has been meeting for several months and progress on the Santa Barbara Quilt is proceeding nicely. The proposed timetable for completion is to have all the major appliqué work done by the end of August, the sewing and basting done by mid-October, and the quilt completed by April of next year. The quilt will be on display at or guild's 1995 Quilt Show at the Natural History Museum. Barbara Maxwell, coordinator of the project, reports that the water, beach and part of the greenery on each side of the top are already sewn together and these beginnings look terrific. Barbara supplied the following list of appliqué projects, the appliqué artists and the progress by each. You will notice that many of the outstanding landmarks of Santa Barbara city and environs will be included. The committee will meet again on July 25th at 7:30pm at Barbara Maxwell's office. (see calendar for address).

Santa Barbara Quilt

Name	Desig	patterns	kit	applique	baste	quilt	done
Barbara Maxwell				Parade			almost
Betty Libbert		x		Trees			
Carol Boyce				Rail Road Station			
Carol Boyce		x	x	Mountains			x
Carol Meyer	x			Horses, Rider, Carnage			
Jan Inouye				Courthouse			x
Jean MacMillian				Jaccaranda			x
Joan Sutton				Presidio			almost
Judy Gorrindo				Arlington			x
Karin Cooper				Fig Tree		x	x
Lena Scharfeld				Mission			
Lena Scharfeld	x			Harbor,			
Lynda Estrada				PS Store			
Suzy Carter				Roses			
Melody Bollay	x			Beach, Warf			almost
Susan Cochran				El Paseo Entrance			
Marty Frolli				El Paseo Fountain			
Zetta Hanna				trees		x	

1994 Guild Officers and Committee Chairs

President: Judy Gorrindo
 First Vice President: JoAnne Hankey
 Second Vice President: Anne Braddock
 Recording Secretary: Kathy Doughty
 Corresponding Secretary: Lynn Laughrin
 Treasurer: Barbara Maxwell

Block-of-the-Month: Marty Frolli & Zetta Hanna
 Challenge Quilts: Joanne Hankey
 Community Projects: Claire Hemke
 Door Prizes: Sherry Root
 Historian: Nancy Bauerle
 Incorporation: Mary VandenBerg
 Librarian: Gail Tinsley
 Membership: Joan Corson - NOLA FERGUSON
 Newsletter: Lynn Laughrin
 Newsletter Distribution: June Brandon
 Refreshments: Diana Iler
 Sales Table: Audrey Damsky
 Satellite Groups: Ruth Walters

SCCQG Representative: Anne Braddock
 Telephone: Nola Ferguson
 Welcoming Chairwoman: Lee Carlson
 Welcoming Committee: Linda Estrada
 Workshops: Audrey Damsky
 Brinkerhoff Festival: Committee
 Lemon Festival: Ingrid Engmyr
 1995 Natural Impressions Quilt Show:
 Jan Inouye & Norah McMeeking
 Nominations: Norah McMeeking
 Opportunity Quilts:
 1994 Ticket Sales: Wanda Livermois
 1995 Construction: Open
 Parliamentarian: Open



Coast Lines is published monthly by the Coastal Quilters of Santa Barbara & Goleta, P.O. Box 6341, Santa Barbara, CA 93160. Newsletter contributions are due the first Wednesday of the month. Only material accompanied by a self-addressed, stamped envelope will be returned. For more information, please write the Newsletter at the preceding address or call Lynn, 962-6401.



Library

Two new books were received for the guild library from That Patchwork Place.

Rotary Roundup, by Nancy J. Martin

Sunbonnet Sue, All Through the Year, by Sue Linker

Check out the back table for the free book catalogs sent from That Patchwork Place.

Gail Tinsley, Librarian

* This year's community project of baby quilts workshop held on Saturday, June 25 at the Samarkand Center was unfortunately short a few members. Perhaps it was the crush of summer events and vacations that contributed to the shortfall. We will get another chance to gather for a workshop, to be announced later in the year when things are not so hectic. Anyone wishing to make baby quilts to contribute to the project should contact Claire Hemke, Community Projects Coordinator. Claire has gathered fabric and batting from various sources and there is also flannel for a nice soft backing, if you are short on materials.

Among the agencies to receive the quilts will be the Santa Barbara Shelter for Women. Although state funding has just recently been approved for increased protection for women and shelter services, many officials foresee that funding will be divided among many agencies. Shelter's for women still remain in need of donations and funds for women and children in crisis. Many women and their young children arrive in the middle of the night with nothing. Hopefully our baby quilts can provide some level of comfort to the children. If you have any suggestions for community agencies that could receive our baby quilts, please relay them to Claire Hemke or a member of the Board.

* Announcing new committee chairs

There is now a Brinkerhoff Street Committee to organize activities for the quilt display event and Ingrid Engmyr has offered to spearhead the Lemon Festival quilt display in the Fall. Norah McMeeking will organize Nominations for 1995 guild officers. Elections will be held at the end of this year.

* Wanda Livernois reminds CQ members who still have unsold Opportunity Quilt tickets to return them to her.

Just in case you are curious, the fabrics have been chosen and purchased for our 1995 Opportunity quilt.

* The guild has been notified that more Vendors have offered to give discounts to members of Coastal Quilters. They are *BB's Knits of Santa Barbara*, *Heartwarmers Mercantile* in Ojai, and *Clear Creek Homeworks* in Ojai. Also welcome 2 member vendors: *Joan Sutton's Fine Hand Quilting* and *Mary Vandenberg, Certified Public Accountant*. See details under Merchants & Services.

* The June Fabric Swap organized by Carol Boyce was a great success! Thank you, Carol, for the time you put into organizing the swap. Each fabric is a welcome addition to our personal stashes, whether we use them for watercolor squares or in some other project.

* The Q&A Interview with Bruce Wilcox scheduled for this issue will appear next month, to give us time to get his slides and photos copied.

* Congratulations to the winners of the Beverly's Freedom (4th of July) Quilt Challenge. Harriet Berk won first place, Carol Fay took second and Sherry Root championed a 3rd. All were wonderful and varied in style.


* New Satellite Group in Ventura...the Triple T will meet in Ventura on the first Thursday night of the month. If you would like to join this group, call Judy Segal at (805) 448-4470.

Change of Address

Mary Vandenberg

7551 San Cassino Way

Goleta, CA 93117 new phone # 685-2704



Ready to take the Plunge,
but unsure about which size quilt
or which contest you should enter?

See page 8 for a detailed chart to help you navigate the reefs and shallows.

Quilt Shows

Jul 2 - Sept 4 VISIONS Quilts, Layers of Excellence Museum of San Diego History, Balboa Park 10am-4:30pm Symposium Aug 9 - 16 Workshops LSASE (52¢) to Quilt San Diego 9747 Business Park Avenue #228, San Diego, CA 92131-1653

Jul 14 - 17 West Coast Quilter's Conference Radisson Hotel, Sacramento. Infor Janet Paluch (916) 481-7253

Jul 16 SCCQG General Meeting in Temecula Next meeting Oct 15 in Santa Monica.

Aug 12 - 14 San Diego Quilt Show SASE to P.O. Box 12600, El Cajon, CA 92022-2600

Aug 27 Quilting by the Sea, Memories 1st United Methodist Church, 1008 11th Street, Santa Monica, CA (2 blocks north of Wilshire Blvd) \$3.00 SASE to: S.M.Q.G., Box 5514, Santa Monica, CA 90409

Sept. 2 - 4 Marin Needlework & Quilt Show Marin Civic Center, San Rafael. Entry deadline July 15 SASE Marin Needlework & Quilt Show, 2711 Center Rd. Novato, CA 94947

Sept 23 - Oct 5 Quilting-by-the-Sound Port Townsend, Washington. Lectures and workshops. Anne Braddock of Coastal Quilters has more infor: (805) 687-4228

Sept 29 - Oct 2 Santa Maria Quiltfest This is not a show...workshops only. Teachers Janet Paluch, Arlene Stamper, Blanche Young & Judy Warren. Send a SASE to: Sally's Quilt Quarters, 1765-B S. Broadway, Santa Maria, CA 93454

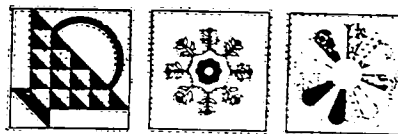
Oct 7 Entry Deadline for Quilt National'95 For information write to: Dairy Barn Arts Center, P.O. Box 747, Athens, OH 45701-0747

Oct 15 & 16 Solvang-Threads Through Time presented by Quilters, Etc. Veterans Memorial Bldg, 1745 Mission Dr., Solvang, CA Info: Judy Gillum (805) 686-4437

Oct 15 & 16 Quilters Piece Corps Quilt Show "Today's Quilts, Tomorrow's Heirlooms", San Bernardino County Fairgrounds, Victorville. Infor. (619) 242-4860

Oct 22 Simi Valley Quilt Show & Auction, 10am-5pm United Methodist Church 2394 Erringer Rd, Simi Valley

Nov 12 1994 Country Quilt Show & Auction sponsored by Santa Clarita Valley Quilt Guild, Canyon High School, 19300 Nadal St., Canyon Country. Contact Margi (805) 296-2596 or write SCVQG P.O. Box 802863, Santa Clarita, CA 91280



Market Place

➤ **MOVING SALE, ETC.** Sewing & quilting items, stamps, etc. for sale by appointment between July 10-13, or after July 22. Contact Sharon Doyle 682-4139. Sharon is also looking for an Elna Presser ironing machine (size of table top ironing board) if anyone has one for sale.

➤ **Book Wanted** Wanda Livernois is looking for a copy of *Quilts, Coverlets, Rugs and Samplers* by Robert Bishop (1982) published by Knopf. Call her at 962-4247.

Classified Ads must be related to sewing.
One free ad for members per year.
2nd month and thereafter - \$5.00 per month
Ads 3 or so lines and phone number. Make checks payable to Coastal Quilters, P.O. Box 6341, Santa Barbara, CA 93160 Attn: Classified Ads
Commercial ads from businesses offering discount to guild members will continue to be published free of charge.

Attention Members:


Please do not bring food or drinks near the podium area or anywhere near where the quilts are on display.

Also, please do not talk during the presentation!

Thank you.

*Overheard at the back of the room:
...I cut it off twice and
it's still too short!*

JULY



Satellite Groups Report

A new group, the Triple T satellite group meets in Ventura on the first Thursday night of the month. If you would like to join this group, call Judy Segal at (805) 448-4470.

Contact Ruth Walters at 687-2709 for more information about joining a group.

Triple T (meets in Ventura)	1st Thursday
Loosey Goosey	3rd Monday
Quilter's Dozen	4th Wednesday
Felsty A Team (appliqué)	4th Friday
(New Group has openings)	meet evenings, date to be determined

The following satellite groups report that they continue to meet as usual and that, for the time being at least, each member is working on personal projects and enjoying the 'quilting bee'.

Appliqué # 1	3rd Tuesday
The Cotton Club	3rd Tuesday
Straight & Narrow	3rd Thursday

Local Quilt Classes

Marty Frolli teaches

Ben Franklin's Store, Goleta

July 28, Aug 4, 11 *Monkey Wrench wall quilt*
6:30-8:30pm

Aug 9, 16, 23 *Appliquéd Hearts wall quilt*
6:30-8:30pm

Aug 17, 24, 31 *Amish Baskets wall quilt*
10 to noon

Aug 27 *County Fair wall quilt* 10:00am-4:30pm

Maggie Godwin teaches

July 20 & 22 Beverly's Goleta *Watercolor*, 6-10pm

13 Sally's Quilt Quarters *Lone Star*, 10am-3pm

July 23 Sally's Quilt Quarter *Amish Bricks*, 10am-4pm

26 Beverly's Goleta, *Log Cabin*, 2-6pm

29 Grant House, *California Amish*, 2-6pm

30 Beverly's Goleta, *Watercolor* 1-5pm

Aug 5 Beverly's Goleta, *Log Cabin*, 2-6pm

6 Fabric Depot (Santa Paula), *Log Cabin*

- 13 **Guild General Meeting** 7:30 pm
Guest Speaker: Anna Judd-Edwards
Samarkand Community Center, 2550 Treasure Drive, Santa Barbara. Arrive early for parking.
- 14 **Workshop:** Anna Judd-Edwards teaches *The Mini Whole Cloth Quilt*, 9:00 am
Goleta Community Center
(Bring workshop supplies listed in June newsletter)
- 20 **Board Meeting** 7:30 pm at the home of Judy Gorrindo, 2420 Chapala, Apt. B
- 25 **Santa Barbara Quilt Meeting**
Barbara Maxwell's office, 7:30 pm,
466 N. La Cumbre Rd. Contact Barbara for your sewing assignments.
- 27 **'95 Quilt Show Meeting**
7:30 pm, Ruth Walters, 1222 Portesuela Ave.
See agenda in article below.

Next Guild General Meeting August 10



Natural Impressions II: Quilts from Traditional to Outrageous

Next Meeting: JULY 27th

The committee wants to encourage all interested members to attend the July meeting. The agenda topic will be discussion of the Time-Line for show planning...This is a critical planning meeting!

Location: Ruth Walters' home
1222 Portesuela Ave, Santa Barbara
(call 687-2709 for directions)
2532 Foothill Rd.

Volunteers are needed for the following tasks:
Show Banner Renovation -- some sewing & renovation of current banner.
Special Events Planning -- Coordination of speakers, video, & other special events.
Treasurer --- Keep track of all finances for the show and make reports to show committee.
Contact Jan Inouye or Norah McMeeking

Future meetings:

August - no meeting


September 28 hosted by Judy Gorrindo

POSTAGE STAMP BASKET

12" pieced block with appliqué handle (12-1/2" unfinished)

This block actually appeared as a US postage stamp in 1978. For the baskets, choose fabrics from small motifs to large florals, from pin dots to stripes or plaids. Use any color, but avoid boring neutrals. This is a great time to get out your scrap basket and have some fun! For the background use muslin, or white on muslin print.

Refer to *Quilts, Quilts Quilts* by McClun and Nownes to see a sample of the finished quilt.



For each basket cut:

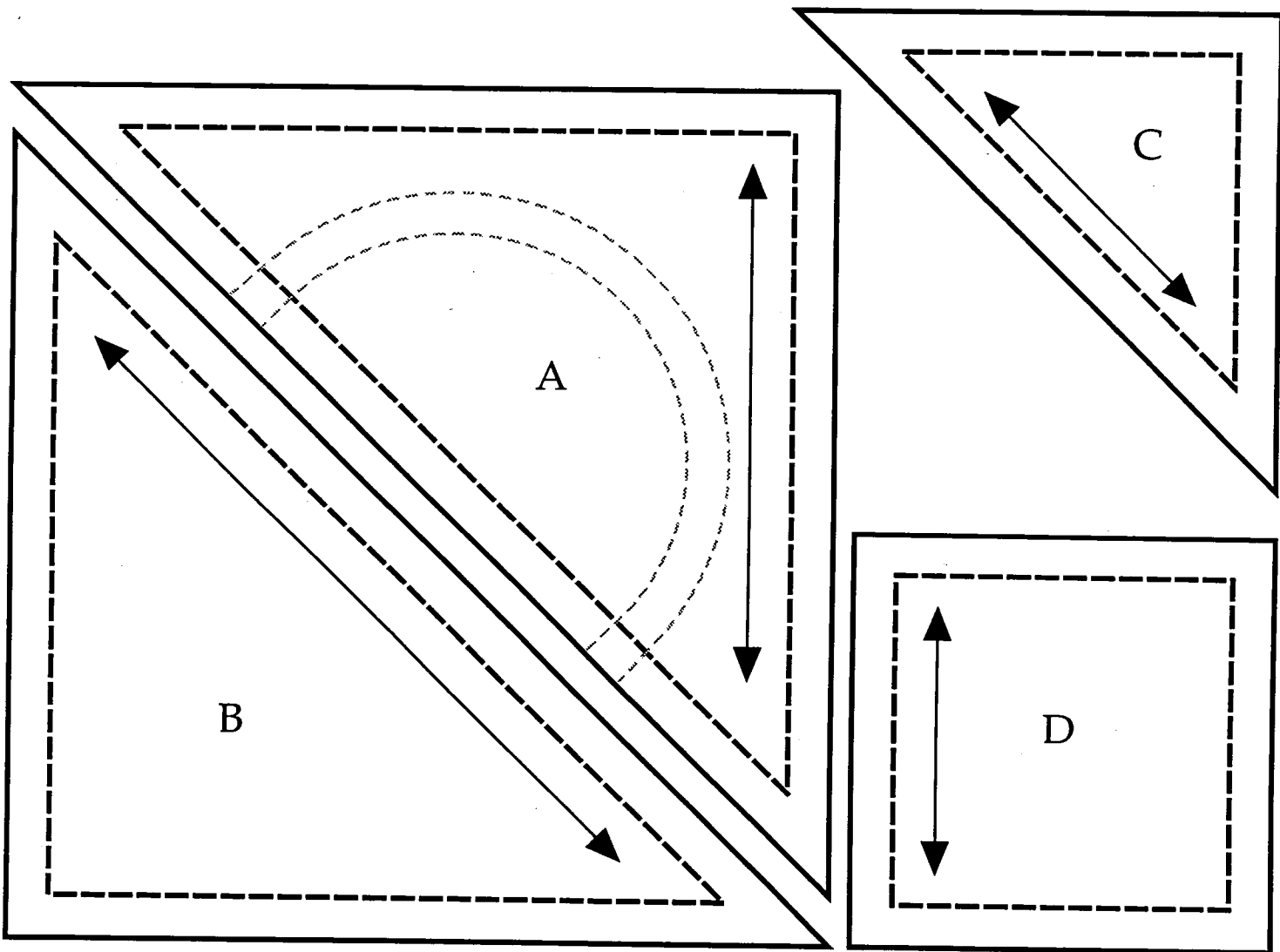
1 B triangle and 2 C triangles.

1 bias strip 3/4" wide x 5-1/2". Fold in thirds and appliqué to triangle A before piecing the block.

From background fabric cut:

8 A triangles, use template A or cut four 4-7/8" squares and cut diagonally once.

8 D squares, use template D or cut eight 2-1/2" squares.



Bring finished block to **August** meeting. Questions? Call Marty Frolli 968-4781.



Ask Ima

Ima Sew-Happy's Advice to Quilters

Dear Picky-Picky,

Hi, again! More follow-up on your question last month regarding "hints on marking long, straight quilting lines." An timely article on this very topic, "Straight Line Quilting" by Gwen Marston published in the August 1994 issue of *Lady's Circle Patchwork Quilts*. This is the 3rd in a series written by Gwen on straight line quilt marking techniques. For an expanded version and more details about quilting you might refer to her book new *Quilting With Style*, published this year by AQS. If I see any more information, I'll surely pass it on.

*Quilting forever -- housework never,
Aunt Ima Sew-Happy*

What Show? Which quilt?



Dear Aunt Ima,

I can't decide on *what* kind or size quilt to make for *which* upcoming guild show?

Sincerely, My-Tilly Confused Member

Dear Confused,

Short on time, Tilly? With a little forethought and planning, you could make one (or more) quilts to enter in a couple of shows. Judy Gorrindo has provided this handy reference chart to help you navigate the various requirements for the upcoming shows. If you have more questions, call Judy at 687-2170. I am looking forward to seeing your quilt(s)!

Which Show?

Fantaseas Challenge (CQ members only)

24 x 24 Co
★ 54" x 54" or equivalent
(big will be easier seen)

★ Enter as many as you want
★ Review Fantaseas rules
Deadline Oct 4, 1994

★ Displayed at Sea Center
on Stern's Wharf
<Oct 15, 1994 through Jan 5, 1995>

1995 Quilt Show (CQ Members Showcase)

◆ 24" x 24" only

◆ One entry per member!
◆ Theme: Santa Barbara
Deadline Feb 14, 1995

< Displayed at Natural Impressions Quilt Show >
May 26-29, 1995

1995 Quilt Show (Open Juried Section)

◆ 36" or bigger

◆ Enter as many as you want!
◆ Theme: Traditional to Outrageous
Deadline Feb 14, 1995


What SIZE?	What THEME?	Fantaseas Challenge	1995 Quilt Show (CQ Members Showcase)	1995 Quilt Show (Open Juried Section)
24" x 24"	Fantaseas St. Barbara Anything	yes maybe probably not	yes* with St. Barbara theme yes* probably not	no - too small no no
between 24" and 36"	Fantaseas St. Barbara Anything	yes maybe probably not	no - too big no no	no - too small no no
36" and bigger	Fantaseas St. Barbara Anything	yes maybe probably not	no no no	yes yes yes

How to keep focused

15 Ways to Develop Your Creative Abilities
from *Crystal Carter, famous for her pictorial quilts made of log cabin blocks.*


1. Give yourself simple thinking time...turn off the radio & TV and find a place to think where you won't be interrupted. In order to come up with new ideas you need to have time to think of them!
2. Supply yourself with creativity producing tools, designing tools, books, paper, pencils, colored pencils, fabric, etc.
3. Organize yourself and your work areas and develop a practice of keeping it orderly. Precious time and energy is often lost while cleaning up your workroom just to begin.
4. Keep your "exciters" visible. Put idea producing pictures, patterns and fabrics out where they can be visible all the time to encourage you. Leave your work up until you find the solution to the challenge it presents. Bulletin boards, the refrigerator, and walls all make good display areas.
5. Rub elbows with other creative people. Attend guild meetings, join or start a satellite group. You will find it very stimulating.
6. Do things backwards from the way you usually do them. If you normally plan a quilt by choosing a pattern first, next time select the fabric first and then find a pattern for it.
7. Change your routine and go to unusual events. Think about these events from a quilter's perspective--design, color, quality & direction of light, movement of action, etc. You'll get new, fresh ideas!
8. Impose deadlines on yourself and follow through. Mark your deadlines on a calendar and post it in your work area. It may make your life hectic, but you will be proud of your achievements!
9. Have a focus and become an expert on some phase of quilting. Discipline yourself to do a series of quilts in a particular style. After doing a few you will have developed a great skill, perhaps get a little bored and your mind may automatically search for new innovative designs and ideas.
10. Let problems become stepping stones to creative projects. Get out all of those unfinished projects, cut them up, sew them together in a new design, embellish them..do anything that will get them finished. This would be *A personal challenge project*. If it is really not what you can bear to do...start a challenge grab-bag swap with other guild members and swap for someone else's project.
11. Don't be intimidated by anyone who has done more than you have. Be determined to be unique and to let your personal creative light shine. Celebrate other's accomplishments and they will be more inclined to celebrate yours.
12. Save ideas from any source you can find...nature books, retail catalogs, children's books, magazines of all kinds, wallpaper books, etc.
13. Read books on creative thinking. Remember you must be **MOTIVATED** to be creative! Invest in yourself and do it for yourself!
14. Don't get lost in the "woulds"...*"I would have if..."*, *"I would have gone..."*
15. Above all, **CELEBRATE** your accomplishments. Display your work at home, at work, enter contests, submit your work to book publishers. Display your ribbons and awards and reward yourself for personal creativity!

I'm Go'n Fishing Quilt & Border



You have heard of Prairie points, those twice folded squares, marshaled along the edge of a quilt or sewn into a seam to provide interest. Here's a quick, batt-free, border idea for the fisherman in your life.

Cut an appropriate number of 6 inch squares, or the size that is appropriate for your quilt. Fold each square once from corner to corner then again. The points represent fish heads on one side of the quilt, fish tails on the opposite, and fins at bottom and top. Use fabrics that remind you of fish heads (with eyes) and fins.



Quilt blocks suggestions for the fisherman's quilt top.

Beach Party	Aloha
Roll on, Columbia	Ellis Island Block
Surf's Up	Duck & Ducklings
Emerald Isle	Duck Paddle
Setting Sail	April Showers
London Bridge	St. Lawrence Seaway
Weathervein	San Diego Sunshine
Mississippi Queen	Puget Sound
Catch of the Day	

Patterns may be found in Judy Martin's book *Ultimate Book of Quilt Block Patterns*.

For information on Fiber Arts/Computer Newsletters write to:

Mailbox, FIBERbits
P.O. Box 17506
Seattle, Washington 98107

CompuQuilt Newsletter
2567 Smith Road
Philadelphia, TN 37846

Penny McMorris
c/o Floppy Talk
1039 Melrose Street
Bowling Green, OH 43402



'Round the Border Progressive Exchange of Ideas





Name that Quilt!

Wow! A lot of time and creativity has been invested in our border exchange, and I hope it has been fun. *If you didn't participate in the exchange, you have one last chance.* Help us name our quilts. List the number of the quilt below and your title for at least five of the quilts. (Having trouble? Try choosing a title that fits our 1995 Quilt Show theme, *Traditional to Outrageous*). Although you may remain anonymous, I would prefer that you be acknowledged as one of the participants. Please fill out the form below and drop it in the basket near the podium. The results will be published in the August *CoastLines*. Thanks to all who participated and have made this such a great success!!

— Judy Gorrindo

Your name _____ (optional)

Quilt No.	Proposed name
_____	_____
_____	_____
_____	_____
_____	_____
_____	_____





Merchants & Services

Offering discounts to CQ members. Show guild membership card before sale is run up.

- Ben Franklin's** 187 South Turnpike, Goleta
(805) 681-9856 ...10% on quilting & sewing supplies
- BB's Knits** 4141 State St, Santa Barbara
(805) 683-6698 ...10% discount on supplies
- Betty's Fabrics** 821 State St., Santa Barbara
(805) 963-0311 ...10% on quilting projects,
Santa Barbara store only.
- Beverly Fabrics** 5624 Hollister Ave., Goleta
(805) 677-5355 ...10% off on quilting projects
- Beverly Fabrics** East Victoria, Santa Barbara
(805) 963-5617 ...10% on regularly priced fabric.
- Audrey Damsky's Treasure Chest** -- buttons,
fabrics, decorator & fashion fabric samples, beads,
etc. ...10% discount to CQ members. By appt. 682-
6670
- Goleta Valley Paint** 325 Rutherford St, Goleta
(805) 964-8787 ...10% on everything. Wallpaper,
Blinds, Paint, Furniture Refinishing Supplies
- Grant House** 118 N. Milpas St. Santa Barbara (805)
963-8956 Bernina, Phaff dealer ...25% off all sewing
machines & sergers, 10% off purchases over \$10.00
- Heartwarmers Mercantile** 310C East Matilija, Ojai
(805) 640-1187...10% discount on regular priced
fabrics & notions \$10.00 and over.
- Clear Creek Homeworks** 11400 N. Ventura Ave, Ojai
(805) 649-9811
- House of Fabrics/so-fro Fabrics** 187 N. Fairview
(Fairview Shopping Center) Goleta (805) 683-4069
...10% discount on fabric

- Mary Vandenberg**, Certified Public Accountant (new
phone number) 685-2704 ...10% discount to members
- Joan Sutton**, Fine Hand Quilting of your tops.
Experienced hand quilting done to your specifications
967-1810 or 562-4314.....10% discount to CQG
members
- Sabaco, Realtors** Gary Maxwell & Barbara Maxwell,
Brokers/Owners Property Management - Sales -
Rentals Full Service Real Estate Office (805) 569-
306610% on commission
- Sally's Quilt Quarters** 1765-B So. Broadway, Santa
Maria (805) 925-1888 ...Ask for Fabric Club Card,
offers \$20 off fabric after \$200 regular price fabric
purchases.
- Baron's Fabrics** 378 Carmen Dr., Camarillo (805)
482-9848 ...Customers must ask for discount before
sale is rung up.
- Fabric Depot** 972 East Main St., Santa Paula
(805) 525-4556
- Fabric Town** 2666 E. Main St., Ventura (805) 643-3434
- Fabric Well** 3075 Saviers Rd, Oxnard (805) 486-7826



Coastal Quilters of Santa Barbara & Goleta
P.O. Box 6341
Santa Barbara, CA 93160