


# Coast Lines



Newsletter of the Coastal Quilters Guild of Santa Barbara & Goleta, CA

February 1996

February 14 Guild Meeting

*Program features wearable artist:*

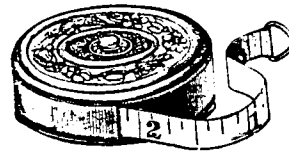
*Cathie Hoover*

Just in time for our first guild challenge of a wearable art garment. Cathie Hoover is our guest lecturer and workshop instructor in February. Her inspirational lecture, "Accept the Challenge!" recounts her experiences when she accepted her personal challenges to grow and succeed with difficult tasks. Pieces which she has produced will be shown and discussed. Her workshop is titled 90's Patchwork Jacket.

Cathie's interest in creative sewing led her to pursue a college degree in Home Economics from Chico State College in 1971. She followed a career in dietetics after an internship at Highland General Hospital, Oakland. Cathie retired from this pursuit in 1977 to become a full-time homemaker while simultaneously beginning her long career with creative sewing.

*Sweet Things* was the name of her business and she produced baby items featuring machine appliqué. After relocating to the Central Valley, Cathie began to take classes from some of the Bay Area's finest teachers and teaching at local quilt shops. Cathie feels that it is her job as a teacher to encourage students to create unique pieces, whether they be quilts or garments. She has been extremely successful in inspiring students to create their own designs and color choices.

Cathie has been an instructor at many Northern California quilt guilds, at the American Quilters Society show in Paducah and at Empty Spools Conference at Asilomar. For the last five years she has organized and judged the



in-house wearable art contest at the Asilomar conference.

Her quilts and garments have won many prizes in the last several years. Due to the unusual qualities of the garments she makes, Cathie was asked to create pieces for the Fairfield Processing Corp. Fashion Show in 1993-94 and again in 1994-95. She was elected to the position of board member for NCQC in 1993.



*Happy Valentines Day!*

♥ In This issue	page
♥ <i>February Program</i> .....	1
<i>March Program</i> .....	2
<i>Guild News Briefs</i> .....	3
<i>Show Calendar</i> .....	4
<i>Library Announcement</i> .....	5
<i>Announcements</i> .....	6
<i>Block of the Month</i> .....	7 & 8
<i>Guild Challenge</i> .....	8
<i>Sewing Tips</i> .....	9



## Coming in March ...

### Lecture: **Quilt Kits in Perspective**

Anne Copeland will present a guest lecture and workshop in March. The invitation for her to visit is in response to a membership survey last Spring when it became clear that many of our members desire opportunities to learn more about the history of quilting. We were fortunate to have Anne give a couple of presentations at the Natural Impressions II show last May.

On March 13th, Anne will present a program on the History of Quilt Kits, a subject that she and her business associate, Beverly Dunivent, have done extensive research. It is a fascinating topic.

**Workshop: Dating & Preserving Quilts**  
 March 14, 9:00am-3:00pm, Goleta Valley Community Center.

Participants will learn

- ◆ Dating antique fabrics and patterns
- ◆ How to take care of quilts; restoration tips...*when to restore* the worn parts of an antique textile or quilt and *when not to restore*;
- ◆ Advice on designs that are indicative of different periods;
- ◆ Identify old motifs and designs in new fabrics
- ◆ Create your own "antique" pallet of colors & patterns --- use new fabrics from your own stash for an "antique" look;
- ◆ Handouts ... and much, much more!

The Workshop is FREE to guild members, but there is a limit of 30 people. Sign up now.

Anne Copeland is an appraiser of quilted and other textiles, certified by the American Quilter's Society. Author of numerous articles on quilt history and quilt-related topics, she co-authored with Beverly Dunivent, a full-length research article which was published in the Journal of the American Quilt Study Group, *Uncoverings 1994*. Anne and Beverly have written a book, currently under review by publishers, titled *Quilted by Numbers: Kit Quilts in Perspective*.

A member of the American Quilter's Society Anne Copeland serves as a field editor for the AQS. She is the current Vice President of the

Professional Association of Appraisers of Quilted Textiles. In her busy professional career she finds time to participate in the National Quilting Association, American Quilt Study Group, California Heritage Oral History Project and the Quilt Restoration Society. Guild membership includes the South Bay Quilt Guild, Prime Time Quilters and Garment Wizards (a wearable art garment group), and she is associate member of the Orange County Quilt Guild.


Anne performs quilt appraisals of antique, contemporary and art quilts, wearable art and other textile items. She gives lectures at major quilt shows and local guilds throughout the United States.

Anne was recently involved as a co-curator of an Antique Quilt Show held in conjunction with the National Quilting Association major quilt show in Riverside, CA.

We are indeed fortunate to have this opportunity to have Anne Copeland "educate" our membership on quilt history and preservation.

Contact Anne Braddock

Workshop sign-ups ☎ 687-4228



**March 16th**  
**is National Quilting Day!**

1996 is the fifth year for this national event

☒ ☒ ☒ ☒ ☒ ☒ ☒ ☒ ☒ ☒  
Coast Lines is a monthly publication of the Coastal Quilters Guild of Santa Barbara and Goleta, California.

A non-profit, educational, charitable organization whose specific purpose is to educate its members about the history and preservation of the art form of quilting and its related topics; to learn new techniques, improve skills and to inform the community-at-large about our quilting heritage. Direct articles and notices to the attention of Coast Lines, Coastal Quilters Guild

Post Office Box 6341, Santa Barbara, CA 93160

☎ or call Lynn Laughrin, Editor (805) 962-6401

Deadline for article submission is the 1st day of each month.

# Guild News Briefs



## • Membership

Thank you to all who have renewed their membership in a timely manner as of January 31. We have about 63% of our members renewed at this time, plus 13 new members. We welcome to our guild:

Cynthia Bonner	Wendee Neilson
Jerri Harrison	Michelle Peerson
Nancy King	Karen Pickford
Janet Larson	Connie Stone
Lee Lewis	Stephanie Van Sickel
Linda Mason	Nancy Woyak
Judy Miller	

We will try to have new name badges and membership cards by the March Meeting and our Roster completed by then. If you or anyone you know would like to join or renew, please do so soon to be included in this year's listing and reap the benefits of membership.

Mail your membership form and check or Money Order for \$25 payable to

Coastal Quilters Guild, Inc.  
P.O. Box 6341, Santa Barbara, CA 93160  
Attn: Membership

*Kristin Otte, Membership*

## • Get Ready, Get Set... Go!

American Quilters Society members will want to grab their copy of the latest AQS magazine (the one with the poppies on the front) and turn to page 56 to read the article entitled, "Yes, I'd Love to Go, But How Do I Get Ready" by our very own globe-hopping Norah McMeeking! The article lists equipment you will need to pack for your first, or next trip to a quilt conference workshop, including some very insightful tips by an experienced traveler. Norah even gets a nice paragraph.

..."Norah McMeeking is presently spending a sabbatical in England, but usually quilts and teaches in Santa Barbara, CA. She is active in Coastal Quilters Guild and organized the making of their AQS award-winning quilt, MUSEUM IMPRESSIONS. And she, of course, loves to attend quilt conferences!"

A good article that is worth reading -- good job, Norah!

## • Support Quilt Programs on TV

Members who are enjoying the show "Simply Quilts" hosted by Alex Anderson, on Home and Garden Television, are strongly encouraged to write or call the network and express their interest and ask for MORE programs. HGTV has a winning program and we want to encourage them to continue...bring on more quilters and guest speakers who preserve and encourage this American art form. Call 1-800-HGTV -ASK

or write to HGTV, Box 50970, Knoxville, TN 37950. Local showing scheduled on Cox cable channel 61, Tues, & Thurs 6:30 am repeated at 11:30am and Sat, 11:30 am. Check your cable guide.

XXXXX

Adult Education Classes are bursting at the seams with a bumper crop of students this quarter! New and returning students are eager for the opportunity to participate in these excellent programs and the instructors thank guild members for their continuing support.


Bits.....A Very Large Quilt, Indeed. "A lady in South Carolina made a quilt 25 feet x 25 feet and when she found it wasn't the world largest quilt she decided to call it the world's biggest lap quilt." *Barbara Brackman*

In great art there is no beginning and end in point of time. All time is comprehended. *Robert Henri, The Art Spirit*

## Birthdays


### February

16 Colleen Ozab  
16 Marsha Williams  
19 Lee Lewis  
21 Brin Pate  
23 Sandy Tumbleson  
24 Betty Kelley  
24 Liz Turner  
26 Joan Buss  
27 Oleta Bennett  
27 Anne Braddock  
27 Elizabeth Cooper  
27 Ruth Kyes  
27 Kim Stevenson  
29 Mary Cena Kregel  
29 Madelyn Rowlands



### March

1 Susan Harter  
9 Anita Allmon  
9 Valerie Whaley  
10 Peggy Alexander  
13 Pam Vestal



# A mnesty!



## No Questions Asked!

The library is faced with having to reorder replacement books and videos, see list on page 5. Please look in your closets, your bookshelves and sewing spaces for these items. We want to use our budget to buy new additions for the library rather than be forced to replace lost books!

**PLEASE** return the missing books & videos at the March general meeting, or call the guild Librarians, Sue Scholl (683-8874) or Mary Kregel (964-1445) and arrange for returns. Please help us keep our library a valuable asset for all guild members.

Our Librarians remind us that the due date for anything checked out of the library is the next month's guild meeting. Checkout cards are filed by your last name, not the author's name. This should make the process much faster and easier for everyone.

**Acquisitions .....** Alex Anderson, guest speaker in January, has donated a copy of her book *Quilts for Fabric Lovers*.



**Congratulations** to members Anne Braddock and Ruth McDowell, who had quilts entries in the recent Crossroads Quilt Show which was judged and juried. Anne's entry was Harbor Nights and Ruth entered All My Reds. It was exciting to see Santa Barbara Quilters represented at the show.

**Guild Board Meetings** will continue to be held following the general meeting. Members who want to present an issue to the Board should contact Maggie Godwin, President.

**Put a name to that beautiful face ...** please wear your nametag at guild events. P.S. Please return nametags to basket before going home.



## Quilt Show Calendar

*Handouts for some of the following events are located on the back table at our general meetings.*

**Feb 3 - May 12 Improvisation in African-American Quiltmaking**, exhibit of 29 quilts by African-American quiltmakers. Bower's Museum of Cultural Art, 2002 North Main, Santa Ana, CA Museum open Tues-Sun 10-4. Free parking.

**Feb 24 & 25 Something Old, Something New** South Bay Quilters Guild 15th Annual quilt show new location: Carson Community Center, 3 Civic Plaza, Carson, CA---take 405/San Diego Freeway at Carson Offramp (next to Radisson Hotel in Carson)

### March 2 The Walking Canvas

Fullerton Textile & Costume Guild of the Fullerton Museum Center is having its 3rd annual juried fashion show of wearable art. Fullerton Museum Center, Community Rm, Brea Civic Center, 301 N. Pomona Ave, Fullerton, CA. Information: guild office (714) 738-6365

**March 16 & 17 Springtime in the Valley IV**, San Joaquin Valley Quilters Guild quilt show. Fresno Convention Center Exhibit Hall, Ventura & M Street, Fresno, CA \$5 Sat 10-5, Sun 10-4

Special favors for quilters who travel en masse from out of town call Patricia Dunn (209) 323-0967

**March 29 - 31 Stitch Your Quilt to a Star**, 17th Annual Quilt Show of Glendale. Burbank Airport Convention Center. Fri 4-9, Sat 9:30-5, Sun 9-4. Information: P.O. Box 5366, Glendale, CA 91221-5366, include large SASE or call (818) 897-4255

**April 20 Southern California Council of Quilt Guilds**, general meeting to be held in San Fernando Valley.

**May 4 & 5 Quilters Extravaganza**, Inland Empire quilt Guild Show, Riverside Convention Center 3443 Orange St., Riverside, CA \$4 Information: Liz Rainaud, 8110 Mission Blvd., Sp. 27, Riverside, CA 92509-2942

**May 4 & 5 Bear Valley Quilt Fest**, South Bay Community Center, Palisades at Los Osos Valley Road. Information: Kaye Rheingans, P.O. Box 6305, Los Osos, CA 93402 (805) 528-5826

**June 7 - 11 Camp Watch -A-Patcher**, Concordia University, Irvine, CA; sponsored by Orange County Quilt Guild. Information: send SASE with 55¢ postage to Claudia Redfern, 1065 Balboa, Laguna Beach, CA 92651


# COASTAL QUILTERS GUILD INC - LIBRARY

## MISSING BOOKS & VIDEOS

AS OF JANUARY, 1996

AN AMISH ADVENTURE	Horton, Roberta	\$15.95
AQS - 1993 (VHS VIDEO)	S & W Productions	\$24.95
BALTIMORE BOUQUETS	Dietrich, Mimi	?
COLOR AND CLOTH	Penders, Mary Coyne	\$21.95
COLOR CONFIDENCE - #1 (VHS VIDEO)	Beyer, Jinny	?
COMPLETE BOOK OF MACHINE QUILTING	Fanning, Robbie & Tony	?
CORNERS IN THE CABIN	Peters, Paulette	\$12.95
FANTASY FLOWERS	Burbank, Doreen C.	\$17.95
GALLERY OF AMISH QUILTS, A	Bishop & Safanda	\$15.95
JAPANESE QUILTS	Liddell & Watanabe	\$24.95
LIVELY LITTLE LOGS	McConnell, Donna Fite	\$17.95
LOG CABIN QUILTS	Martin & Leman	\$14.95
MASTERING PATCHWORK - #1 (VHS VIDEO)	Beyer, Jinny	\$39.95
NEW PATCHWORK & QUILTING BOOK	Better Homes & Gardens	?
OUR PIECEFUL VILLAGE	Rice, Lynn	\$10.95
PALLETES FOR PATCHWORK - #1 (VHS VIDEO)	Beyer, Jinny	\$29.95
(PATTERNS)	Segawa, Setsuko	?
PIECED CLOTHING**	Porcella, Yvonne	\$11.95
QUICK & EASY PATCHWORK ON THE MACHINE	Murwin and Payne	?
QUILT WITH THE BEST	Oxmoor House	\$24.99
QUILTED FOR CHRISTMAS**	Reikes, Ursula	\$21.95
QUILTER'S FEELINGS 1990	Nel van der Linden	?
RAINBOW COLLECTION	Martin, Judy	?
ROTARY ROUNDUP**	Hopkins & Martin	\$21.95
SCRAP QUILTS**	Martin, Judy	\$14.95
TEA PARTY TIME	Martin, Nancy J.	<u>\$17.95</u>

TOTAL - \$362.14+



\*\*Newly Missing as of January, 1996

## Announcements

### ♥ What is a Charm Exchange and where do we get it?

Is your fabric stash lacking in nature's greens and browns for landscape quilts? (You will need them if you go to the Fabric Post Cards or Fractured Landscape workshops coming up this year.)

CQG is organizing a Charm Exchange of Nature's Greens and Browns. By participating in the Exchange, you can add a variety of fabrics in these colors to your collection with a minimum investment.

1. To participate in a charm exchange you bring a specific size, type, and quantity of fabrics and exchange them with all other participants.
2. You will receive a variety of new and different fabrics to add to our own collection.
3. The amount of fabric each person brings will be determined by the number of participants who sign-up.

Therefore, sign-up on the clip board located at the back table or contact **Judy Gorrindo** at 682-6592 by **February 29th**. Judy will give instructions in March so we can do the exchange in April. The more participants... the more new fabric to play with!

BRING YOUR COLLECTED OR FAMILY HEIRLOOM QUILTS, TOPS or BLOCKS to the **March Workshop on Quilt Dating and Restoration**. Anne Copeland will teach us how to recognize the age and other mysteries of these personal treasures. The workshop, Anne says, will be even more informative and have personal meaning if members will bring in their cherished textiles and quilts. Time in class will be set aside for examination of these treasures.

**Apology:** Some words were mysteriously whisked off the page at the final printing of last month's newsletter. I apologize that the following was left out of Maggie Godwin's Letter from the President.

I am very grateful for Rae and Estella and Carol who supported me in so many ways and help to keep me on track.



### Door Prizes Door Prizes

Thanks to all who purchased door prize tickets in January. We raised \$130 for our guild. Many thanks also to those merchants who generously donated the following prizes.

**American Patchwork & Quilting** - 4 magazines, 4 postcard sets, and patterns

**P& B Textiles** - one package fat quarters

**Piecemakers** - 1996 calendar with patterns

**American Quilter's Society** -

1996 Quilt Engagement Calendar

**Threads** - 1 year subscription

**Grant House** - 2 gift certificates

**Susan Cochran** - a beautiful vest from the

Metropolitan Museum of Art Catalog

We hope to have many more wonderful prizes during the year. Good luck!

*Linda Estrada, Door Prize Coordinator*



### 1995 Opportunity Quilt supports 1996 Programs

sales \$1,285.00

expenses 106.20

earnings \$1,179.20

Earnings from CQG Opportunity Quilts support programs and other scheduled educational events for the guild. In 1995 seven people sold more than 10 tickets. Maggie Godwin was the top salesperson.

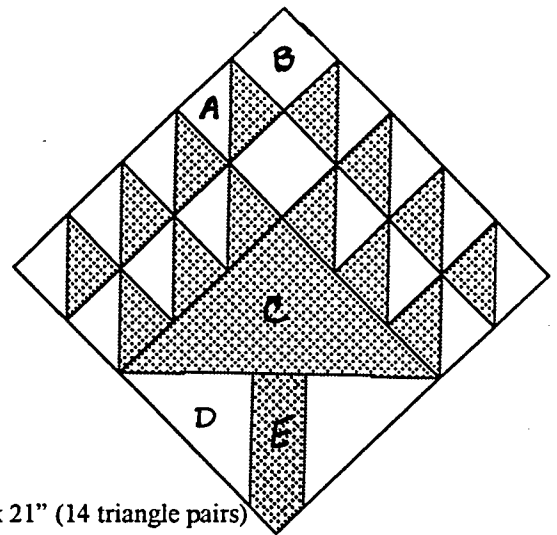
*January 24, 1996*

Our heartfelt thoughts are extended to Mariel Hawel at the recent loss of her husband Leo Hawel, Jr. -- Col. U.S.A.F. (retired). He served in the Air Force during World War II and received numerous decorations, including two Purple Hearts and two Distinguished Flying Crosses. After the war he remained in service until his Air Force retirement in 1964.

He joined the Security Pacific Bank and transferred to Santa Barbara as a Senior Trust officer until his retirement. Leo Hawel was active in the Barbershop Harmony Society, winning several awards including the Founders Award and Hall of Fame Award in January 1996.

### KITE EATING TREE

10" Finished (with seams 10 1/2")



#### MATERIALS:

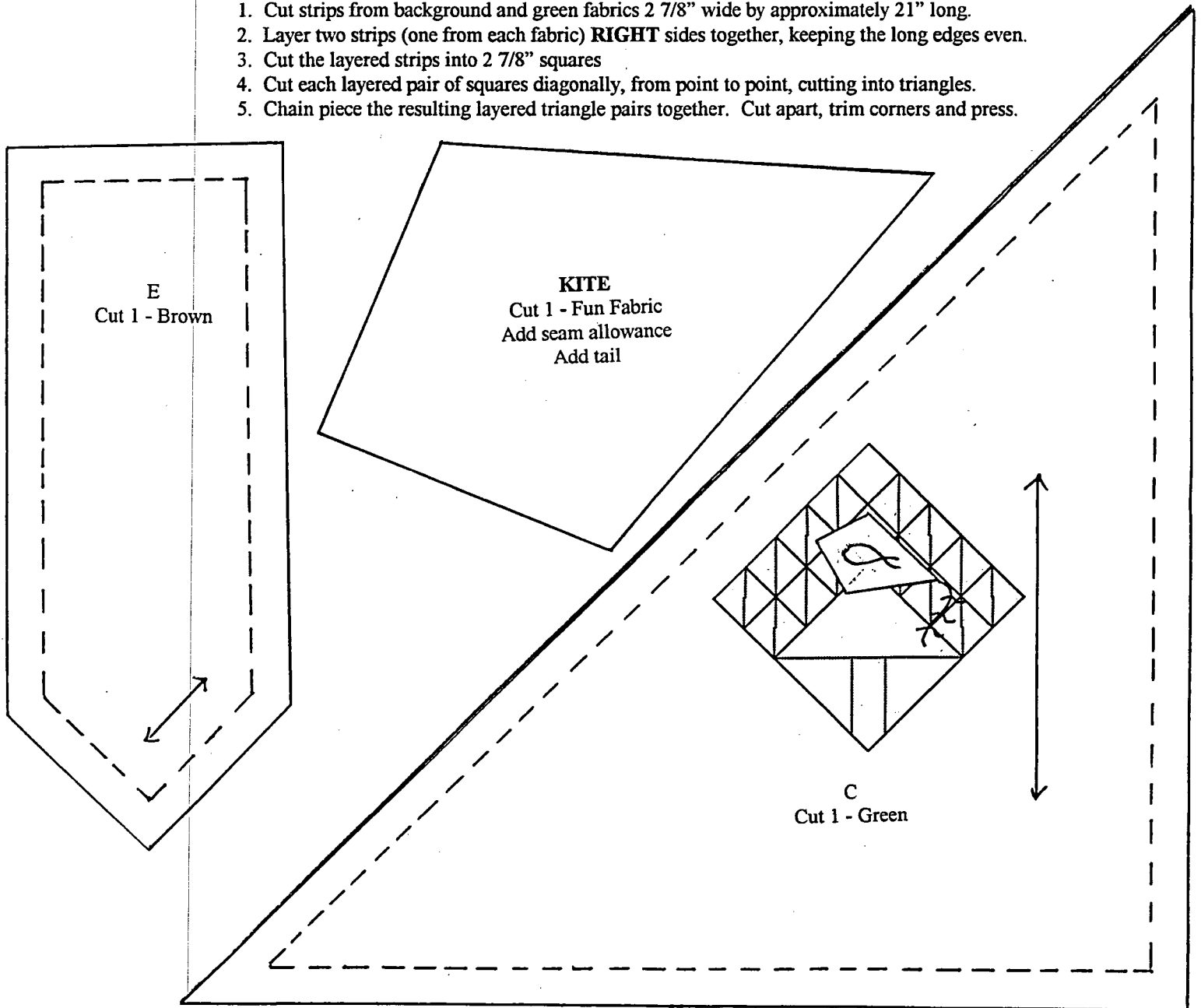
- Background - Cream, white on muslin, beige, ecru
- Tree - Any green
- Tree trunk - Brown
- Kite - Any bright fun fabric


#### CUTTING DIRECTIONS

- A - Background /Green - Strips for half square triangles - 2 7/8" x 21" (14 triangle pairs)
- B - Background - Corner square - 2 1/2" x 2 1/2" (cut 2)
- C (Green); D (Background); and E (Brown) - Use template being sure **STRAIGHT GRAIN OF MATERIAL IS IN DIRECTION OF ARROW.**
- Kite - Add seam allowance to template before appliquéing to tree.

#### Layered-strip method for half-square triangle units:

1. Cut strips from background and green fabrics 2 7/8" wide by approximately 21" long.
2. Layer two strips (one from each fabric) **RIGHT** sides together, keeping the long edges even.
3. Cut the layered strips into 2 7/8" squares
4. Cut each layered pair of squares diagonally, from point to point, cutting into triangles.
5. Chain piece the resulting layered triangle pairs together. Cut apart, trim corners and press.





**Challenge Update: (or It's OK if you forgot already because here's a reminder)**

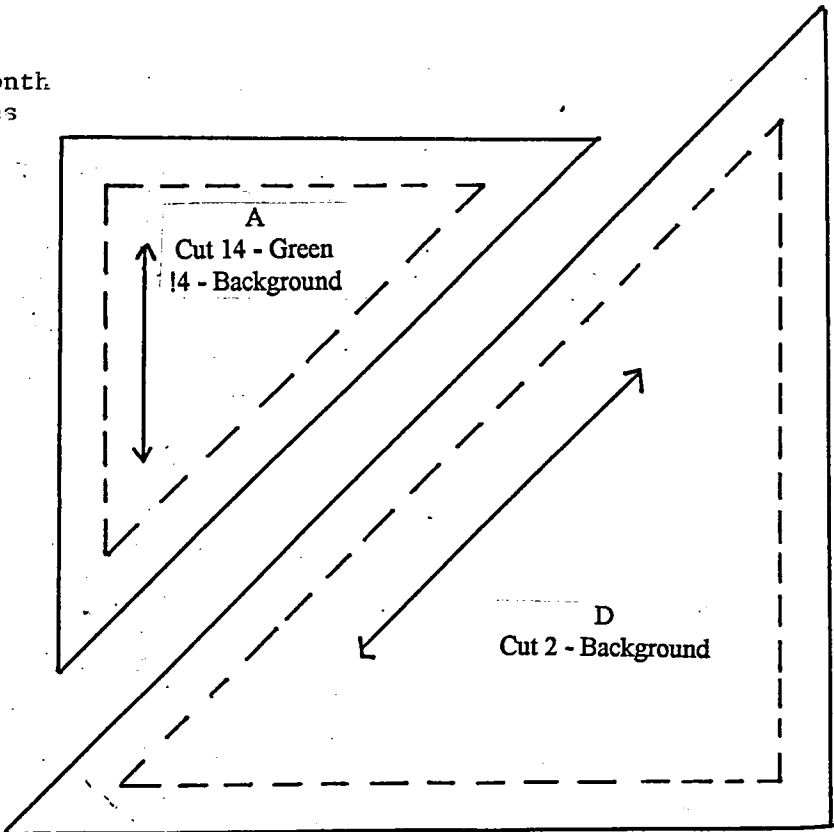
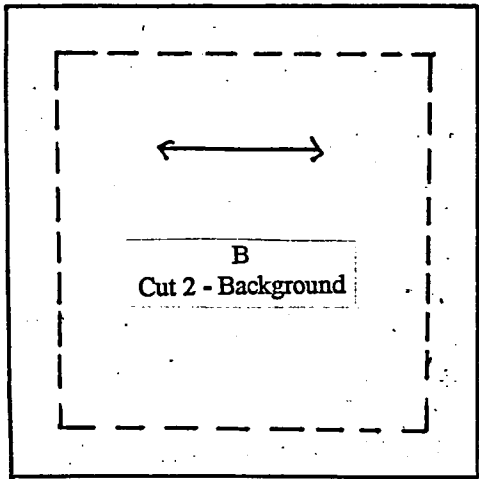
**The Rules:** Due in October, use black and white Debra Lunn "Vibrations" fabric in some amount that is visible on outside of garment, and give it a musical title.

**February hints:** Sign up for the February workshop (NOW!)  
 Use the heart TMM\* rubberstamp block and make several mini-blocks for a jacket border or pocket.  
 (\*Contact Phyllis Peterson for TMM stamps)  
 Titles: "Your Cheatin' Heart", "Heartbreak Hotel", "Heart of my Heart", "My Funny Valentine" (great for heart blocks that didn't work or 'mess-ups')


**Newsbreak:** The black and white Debra Lunn striped fabric "Vibrations" will be available at Betty's and Beverly's (Goleta) after March 6th.

Any questions, contact Jan Inouye, 962-3498.

**Block of the Month**  
 ...more pieces







# AUNT IMA SEW-HAPPY'S

## ADVICE FOR QUILTERS

Dear Aunt Ima,  
I double dare you to find one more method to mark quilting lines that I haven't already tried!

Laguna Lucia

### Tracing appliqué and quilt lines

• Saral paper can be used to mark dark fabrics with a fine chalk lines, finer than a lines you get from chalk pencils. Saral paper comes in a roll and can be used over & over again, if not abused. One side of the paper is coated with a chalk-like substance and the other side is plain. (Test to be sure you have the correct side facing your fabric). Draw your design on the plain side of the paper. Chalk side goes against the dark fabric, you pin or tape it in place as you would any tracing paper and trace your design with a pen (a piece of fine sandpaper under your fabric will keep it in place as you trace.) Presto, the design is transferred to the fabric in a fine chalk line that will not rub off easily. Remove paper and you are ready to cut out your appliqué pieces. This paper could also be used for marking quilt lines. When you are ready to clean up, just rub a piece of cellophane tape over the markings. It also washes out, but lasts longer during the rough treatment of the quilting process. Saral paper is available at art supply stores, tole painting stores, and some sewing catalogs.

• If you are worried that any colored mark will stain your fabric, try one of the "creasing markers" used by tailors to mark wool, they have long been used in the orient to mark embroidery designs on silk. The tool does not leave a residue, rather, a slightly shiny mark is made on the fabric and readily washes out.

### Finding designs inspiration.....

Flip through magazines such as professional photography magazines. Squint at the pictures to blur images. The "basic design" will seem to pop out when released from its fine details. Another method is to turn the magazine upside down. You will be surprised at the design simplicity revealed. **Colored Papers.....** Multi-colored sets of origami papers may be used to paste-up trial quilt blocks. These papers come in metallics, unusual colors and designs.

### Solving Wavy-Edge problems

Measure the top and measure the bottom of your wall hanging. Add the two together and divide by 2. Use that measurement to cut border strips for top and bottom and "ease" both sides to fit. This way you have the same size at each end. Do the same for the sides.

### CHEAP TIPS and TRICKS

To control your spools of basting or quilting thread, place the eraser end of a pencil into the spool hole. Put the now top-heavy pencil into a cup or heavy glass so that it sticks out of the top and rolls freely as you wind off the thread. You won't have to look for that pesky spool as it can't roll away from you again!

*The Merry Zutter of Constance, named Sal  
Needed a Valentine for her honey, Cal.*

*To twenty times twenty shops she traversed,  
Hollister, State, Milpas then in reverse.  
She bought twelve boxes and five shirts at the Mall, added two  
hand-me-down ties from the hall.  
But the perfect gift was not to be had.  
Poor Sal, she really felt bad.*

*Undaunted Sal said, "I'll cut, sew and embellish; stay up till  
dawn, make a gift he will relish.  
For to transform all this loot  
I'd throw in my PJs, to boot.*

*It was 4:30 when she ran out of quilt.  
Dawn came and brought Cal to the door.  
our Merry Sal was flat-out on the floor.  
By her side, stitched with pride, just for Cal,  
was her gift... a beautiful quilt.*

*If on a handmade quilt you insist,  
The Valentine morals persist,  
Be sure to bestow with a big, righteous kiss!  
And always allow plenty of time to create-it,  
especially, if most of his clothes are contain-ed.*

## *National Quilting Day. Saturday. March 16.*

The National Quilting Association suggests that quilters celebrate this day in a special way.

### *Your World Community*

- Have a fabric exchange with quilters in other countries.
- Organize a Round Robin quilt with each quilter/quilt group stitching an addition to the design.
- Share ideas, patterns, books, UFOs (unfinished objects).
- Create a goodie box of sewing supplies for a quilt sister, buddy, group or guild.

### *Your Area Community*

- Have a challenge project with a guild or group in another state.
- Ask your national and/or State legislators to hang quilts in their offices during the month of March.
- Request your Governor to issue a Proclamation for National Quilting Day.
- Organize a Quilt-In for fellow quilt lovers... a weekend retreat and quilt, quilt, quilt.


### *Your Local Community*

- Hang a quilt show and offer quilting demonstrations for the public in a museum, library, bank, shopping mall, quilt shop.
- Plan a quilt party of school children, residents at a rest home, or your own quilt group.
- Make or deliver donation quilts to local charities.
- Focus on the media - submit a feature article for newspapers and magazines; arrange special recognition for a local quilter; sponsor a quilting program on television.
- Plan now for your Celebration in March.

Make this a productive event, but most of all, let us share the fun with others.

*Create      Inspire      Share*

=====



Coastal Quilters of Santa Barbara and Goleta, CA  
P.O. Box 6341  
Santa Barbara, CA 93106

♥ **SUPPORT YOUR LOCAL QUILT SHOWS**