

Coastal Quilters Guild of Santa Barbara & Goleta, CA

December 1997

December Meeting

When the new Board is installed this month, the program will feature some unusual speakers and surprises. It is also time to recognize the Board and committee members for all the work they've done during the past year.

Take a few moments to visit with some friends and enjoy the wonderful refreshments. Don't forget to pin a sample of your star fabric onto your garment and participate in our fabric swap.

Please remember to give all your raffle ticket money to Harriet Berk and any receipts for guild expenses to Ann Braddock.

Have a Safe and Happy Holiday. See you in 1998!

Quilting-Bee-athon

We still have flowers to quilt, so come help finish quilting the Opportunity quilt. It will be at Blue Island Quilts in the Magnolia shopping center this coming Saturday, December 13th during regular store hours. Bring your favorite thimble and/or quilting needle and join in the fun. If you have any questions contact Judy Gorrindo at 682-6592.

Three Guild Members Selected as Featured Artists at the Ojai Quilt Show

Ruth Walters, Phylis Peterson and Marty Frolli have been selected as featured artists for the Ojai Valley Quilt Show. Each artist will display 10 quilts. Congratulations, I can't wait to see them!

Early Bird Special

Take out a 1998 membership by the December guild meeting (or send via mail by December 31) and you will be eligible for a special quilter's gift basket. Names will be drawn from the early bird members at the January guild meeting. Just remember that members must attach the membership form with their checkplease do not hand over a check ONLY.

Newly Published book, *Art Quilts*, Features Two Quilts made by Norah McMeeking

Two of Norah's quilts are included in Robert Shaw's new coffee table book, *Art Quilts*, just published by Hugh Lautner, New York. Her "naked lady quilt" ("The Most Beautiful Distance . . . is a Curve") and "Bridal Veil Meadow" are on page 244 and 269 respectively. If anyone in the Guild wants to fork out the \$85 for the book (now in stock for Christmas at Chaucers) Norah would be glad to autograph it! Way to go Norah!!!!

Many Thanks to the Special Helpers in Our Guild . . .

With Thanksgiving behind us, it's past time to acknowledge the many behind-the-scenes efforts that go into making a successful guild. Phone calls are made and returned, letters sent, gentle reminders delivered, last minute rescues successfully made, details checked and double checked, agendas planned, and people are coaxed to go that extra mile for the good of the guild. On behalf of all the members, I thank (from the bottom of my heart!) these generous people for all their extraordinary help throughout the year.

Diane Eardley, Kathy Pierce, Anne Braddock, Betty Kelley, Doris Gilman, and Judy Gorrindo (our Executive Board) who have made my job a very easy one with their dependability, skill, and enthusiasm.

Faith Huxley, Betty Kelly, & Diane Eardly have willingly taken on the great responsibility of organizing our show—I know what they're in for! And they in turn have pulled together an energetic and committed team to tackle all aspects of the work. My hat is off to you all.

Sue Scholl, Librarian; Jan Inouye & Pat Yamada, Membership; and Judy Rys & Connie Stone, Newsletter; and Alice Neilson & Lois Hodges, Distribution; took on some of the Guild's most time and energy consuming tasks and kept us informed and in touch.

Our meetings have been made friendlier by Elisabeth Cooper, Traci Hilden-Cope, and Betty Shumaker, Welcoming Committee; Mary Bursek and Ingrid Bergere, Refreshments; Linda Karppinen, Telephone Committee; Ruth Walters, Satellite Groups; Carol Meyer and Kathy Doughty, Block-of-the-Month; and Susan Cochran, Challenge. All the goings on have been recorded by Historian Nancy Bauerle, retiring after nine years—A very special contribution in deed! You all bring a smile to our faces.

Linda Estrada, Door Prizes; and Harriet Berk, Opportunity Tickets; have made fundraising fun and been of enormous help in meeting our expenses. Judy Gorrindo literally worked her fingers to the bone making our gorgeous Opportunity Quilt. We all benefit every month from their year-long efforts.

Finally, the community at large has been made more aware of our activities by Diana Iler and Oleta

Bennett, Special Events; Cecilia Puppo, Carol Barringer, and Kathy Pierce; Community Quilt Project; Nola Ferguson and Linda Karppinen, Southern California Council of Quilt Guild Representatives; and Barbara Larson, Jean MacMillan and Suzy Carter, "Quilt of Hope." Thanks for making us look so good!

And lets not forget the great staff at Samarkand for providing us with a beautiful place to gather. We seldom see them, but Sharon Klugh has always been available at the end of a telephone whenever I needed help or a little more space.

Last, but not least, thank you to Nominations Chair, Karin Cooper for finding new faces, new blood, and all the help I'll need for next year. Welcome to our new committee members—you'll have your own special contribution I'm sure.

I hope your holiday will be filled with everything and everyone who is special to you. Lots of my special people are right in this room tonight, and it is a real pleasure to be one of the Coastal Quilters. Here's to a wonderful New Year in 1998.

Fondly, Norah

Jingle Quilts (Tune: Jingle Bells)

Dashing through the store, with five days left to go,
I must get home real soon, there's 10 things left to sew.
The line is much too long, but I guess I shouldn't frown;
At least this gives my credit card
Some time for cooling down.

(Chorus - sing twice.)

Jingle bells, jingle bells, quilting all the way,
Oh, what fun it is to stitch a project every day. Oh
The Christmas tree's not trimmed. It must go up today.
But the quilting is not done,
and the frames are in the way.
The time is getting short. The dolly needs a dress.
With fabric, lace and pins and stuff, everything's a mess.

(Repeat chorus.)

But the pillows are not stuffed. The placemats need a hem.
I've made myself a pledge, I'll not do this again.
There's fabric right and left. I can't resist these two.
Oh well, I think I'll take some time,
And just pick up a few.

(Repeat Chorus.)

Marilyn McQueen

Quilters of Contra Costa County Concord, California

Quilting Classes for Winter 1998

The following classes are being offered through the Adult Education Program. Classes begin the week of January 12th. The descriptions below are not complete, check the Newspress for the Adult Education Schedule of Classes.

Beginning Quiltmaking - Marty Frolli

Tuesdays, 9:00 am - noon, Room T-2, Wake Center

Wednesdays, 9:00 am - noon, Room 2, Wake Center

Learn the fundamentals of quiltmaking while constructing a small sampler quilt. Covers traditional and contemporary techniques of piecing, appliqué and quilting.

Charm Quilts - Marty Frolli

Thursdays, 9:00 am - noon, Room T-2, Wake Center

Charm quilts are a distinctive type of American quilt, in which each piece is cut from a different fabric. Take delight in stitching up a small charm quilt such as, Thousand Pyramids or Flying Geese.

Basket Sampler Quilt - Marty Frolli

Fridays, 9:00 am - noon, Room 2, Wake Center

You'll master a variety of quilt making techniques while piecing together a collection of basket blocks. The selection will include Stamp Basket and Fruit Basket, Dresden Basket and Crazy Quilt Basket.

Heritage Quilts - Norah McMeeking

Tuesday, 1:00 - 4:00 pm, Room 2, Wake Center

Thursday afternoons (may change to nights)

Carpinteria: Faith Lutheran Church, take the Linden Ave. exit and cross over the freeway and the church is right there on Ogen Rd.)

Beginner to Advanced projects will include Chimney Sweep Friendship Quilt, Double Irish Chain with Swag Border, Sawtooth Scrap Quilt, Vermont Peony Quilt with Appliqué Vine, and Feathered Star Variation.

Folk Art Sampler - Norah McMeeking

Tuesdays, Schott Center, (New Site), Room 14

Based on the sampler class in *Quilts, Quilts, Quilts*. Each block teaches a special aspect of piecing or appliqué and this is a good class for beginners or anyone who wants to sharpen their skills.

Sunbonnet Sue - Melody Bollay

Wednesdays, 1:00 - 4:00 pm, Wake Center

This appliqué class will feature a different Sue or Overall Bill each week. There will be two series quilts, "Sunbonnet Babies" in redwork or appliqué and "Sunbonnet Sue Throughout the Year."

1930s Appliqué - Melody Bollay

Thursdays, 6:30 - 9:30 pm, Room 1, Wake Center

A variety of simple 1930s appliqué patterns will be made available including Scottie Dog, Cat in a Basket, Iris, Posey, and more. Each patterns will be in two sizes, one appropriate for quilts, the other for small wallhangings.

Color for Quilters - Maggie Godwin

Tuesdays, 7:00 to 10:00 pm, Room 2, Wake Center

Thursdays, 7:00 to 10:00 pm, Room 2, Wake Center

The colors used in a quilt can make or break a project. Although we often have the most up-to-date sewing machine, or the "ruler of the week", how many of us have the tools necessary to make color do what we want it to? Fabric is one of the most difficult mediums to use, as we are often totally at the mercy of the manufacturers as to what colors we can use. Come and experiment with color as we learn more about this important aspect of quilting.

Upcoming Quilt Shows - 1998

January 10 - 11: FRIENDSHIP SQUARE QUILT GUILD - UFCW Auditorium, 8550 Stanton Ave., Buena Park, CA. Vendors, boutique and opportunity Quilt.

January 22 - 24: OJAI VALLEY QUILT SHOW - Vendors and Quilt Appraisals. For information: Ojai Valley Quilt Show, PO Box 56, Ojai, CA 93024, (805) 656-1586.

January 15 - 19: ROAD TO CALIFORNIA QUILTERS' CONFERENCE AND SHOWCASE Ontario Convention Center. Classes, Juried quilts, lectures, Fairfield fashion show, appraisals, Hoffman Challenge Fashion Show. For info: (909) 946-0020 or write to Road to California, PO Box 966, Alta Loma, CA 91701

January 30 - 31: COTTON PATCH QUILTERS - Seams Like Old Times - Kern County Fairgrounds, 7742 So. P Street, Building 3, Bakersfield, CA. Merchant mall, quilt auction, quilt appraisals, fashion show. For more information: Marybeth Dumble, 4850 N. Chester B. Bakersfield, CA 93308 or call (805) 393-7843, or Lynn Hawley at (805) 873-8053

January 30 - 31: THE VALLEY QUILTERS 18th ANNUAL QUILT SHOW - 901 Esplanade Ave., San Jacinto, CA Merchants Mall, boutique, door prizes, appraisals. For info: Mary Stone (909) 654-4731.

March 7 - 8: SOUTH BAY QUILTERS GUILD -17th Annual Quilt Show. Info: SASE to SBQG, P.O. Box 6115, Torrance, CA 90504.

March 7 - 8: SOUTH BAY QUILTERS GUILD 17th Annual quilt show. For info: send SASE to SBQG, PO Box 6115, Torrance, CA 90504.

March 27 - 29: GLENDALE QUILT SHOW Burbank Airport

Guild Challenge Quilts on Display at Antioch University

Plans are well underway for our group show at the Antioch University Art Gallery. Our challenge quilts will be on exhibit from January through March at the lovely new building at the corner of de la Guerra and Gardens streets. We need Guild members help to send out invitations for the reception on January 17.

Color postcards, featuring Susan Cochran's challenge quilt "I Can Do It All—Scream," will be available soon, free of charge, for Guild members to send to their friends. The postcard is both an invitation is for the opening reception and an announcement of the exhibit. Because of printing schedules, the cards are not available for the December meeting, but will be at the Guild's January meeting. However, that doesn't leave much time to plan on attending the opening, so Guild members may pick up the postcards this month at Antioch University or at Blue Island Quilts. (Please call 962-8179 first to be sure the cards have arrived from the printer.)

Our show inaugurates the gallery's fifth year and will receive publicity in local papers and (hopefully) in quilt magazines too.

Send invitations to your co-workers, relatives and neighbors so our reception will be the biggest and the best they've ever had! More than 250 invitations will be mailed out by the college too, so let's all turn out and support exhibition of quilts in public spaces!



Dos Pueblos Machine Quilting
We can give you an overall pattern or custom your top to meet your personal needs.

ALL GUILD MEMBERS RECEIVE A
10% DISCOUNT

Please call if you have any questions or wish to make an appointment
968-6690

Blue Island Quilts - Quilting Classes

Please pick-up a detailed class list at the shop. Class sizes are limited, so register early! These classes are hands-on, and most are on Saturdays.

In a Whirl - A beginner level class fun enough for everyone to take. Quick cutting and piecing create a deceptively complex looking tessellated quilt. Instructor - Norah McMeeking

The Quilted Landscape - Two session class, take Part 1, Part 2 or both. Part 1 - theory and Color (including design exercises). Part 2 - Pattern Design and Construction. Instructor - Norah McMeeking

Sunflowers and Buttercups - Template free cutting and paper foundation piecing combine in an antique sunflower design with a contemporary buttercup border. Intermediate to advanced. Instructor - Norah McMeeking

Sunbonnet Cats - A hand appliqué class suitable for beginners to advanced. These adorable cats go together quickly! Instructor - Melody Bollay

Hidden Wells - The fabric makes the quilt! This easy to piece quilt will look entirely different each time you make it - no two are ever alike. Basic sewing experience recommended. Instructor - Maggie Godwin



Teacher Tip - by Marty Frolli

Grainline

Straight grain refers to either lengthwise or crosswise grain. The lengthwise threads (or warp) run parallel to the selvage edges and have very little stretch. The crosswise threads (or weft) run perpendicular to the selvage edges and have some stretch. The bias runs at a 45 degree angle to the lengthwise and crosswise threads and has the most stretch.

Square templates are positioned with all sides on straight grain. Triangles are positioned with one or two sides on the straight grain. Diamonds are positioned with the straight grain running from point to point. (Exceptions occur when a specific visual effect is the goal.)

The outside edge of the quilt block should be on grain. A straight grain edge sewn to another straight grain edge is the strongest combination. A straight grain edge sewn to a bias edge is the second choice. A bias edge sewn to another bias edge should be avoided when possible.

Sew with the "Bias on the Bottom", when sewing a bias edge to a straight grain edge.

Member Biography

Written by Connie Stone

Karen Pickford

Karen is a native Texan, but left there when her husband was transferred with his job. Since then, they have lived in Oklahoma, Colorado, New Jersey and now in California. They have been here for 14 years and hope they don't have to move anymore.

Karen has a seven year old son and is active in his school. She is also the past president for the Post Partum educational program at the school. She has been a kindergarten teacher and also worked in marketing for several years. She has won many prizes in national magazines for her cross stitching and she has had several designs published.

Eight years ago, she decided to learn to quilt & took a class with Mary Blaylock. A lap sized quilt grew into a king size.

Karen has won prizes at the county fair, at our challenge last year, and again this year, and at the California State Fair in Sacramento. She has combined her cross stitching with quilted garments and produced prize winners. She is very talented.

Quilting Tip

Source Unknown

Clip a small triangle off each corner on the sel- vage edge before washing your fabric. It prevents the fabric from raveling and is also an indicator that you have washed that piece of fabric already. This tip was tried by me and Connie Stone and we both found it to work very well.

Coming Attractions

January 14: Member's Showcase:

Several members of our guild will share their quilts with us and tell us about their inspiration, design goals, and personal challenges in making their quilts. This is an excellent opportunity to see the growth and development of individual quilters. There will be no workshop this month.

February 11: Nadi Lane

Nadi Lane is a well known quilt teacher who has been featured several times on Alex Anderson's popular tv series, "Simply Quilts". Nadi's lecture will be a "Trunk Show" of the quilts she has made. Her specialty is Amish quilts and the use of plaids and stripes. She speaks about what works for her, what does not, what she would change, and why.

Workshop: "Plaids and Stripes"

Using a traditional quilt block of your choice, you will compose a quilt using plaids and stripes. Topics of discussion will be value contrast, borders, backs, bindings, and quilting. Nadi will have a show-and-tell of antique and new quilts and tops from her collection featuring plaids and stripes. This is an excellent workshop for the beginning to intermediate quilter.

March: Zena Thorpe

A Look at History Through the Eye of a Needle

April: Silent Auction: Start saving your treasures for this fun in-house event

May: Julia Zgliniec

Historic Quilt Syles and their Influences

June: Betty Nicasio

Fabric Photo Transfer

Magic Carpet Travel

- * Maggie's Mystery Cruise *
May 1998
- * The Amish Tour *
May and October
- * Glendale Quilt Show Bus *
March 28, 1998

Call for information:

964 -4741

Nancy King

ORVUS UPDATE

From Ami Sims Online Newsletter

Quilters who contacted Proctor & Gamble have been told that the company will still continue to produce Orvus in very large containers through Farm & Fleet supplies and Feed & Tack. We might be out of luck when it comes to the small containers unless we let them know how we feel. Here's the address to write if you feel so inclined:

Mr. Brian McRedmond
Procter & Gamble,
CPG Division
#2 Proctor & Gamble Plaza
Cincinnati, OH 45202



Prizewinners for the 1997 Coastal Quilters Guild Challenge

Celebrating Women: The good, the Bad and the Ugly

I want to thank everyone who participated in the 1997 Challenge. A special thank you goes to our local fabric stores that contributed to our prizes: Blue Island Quilts, Betty's Fabrics and Beverly's Fabrics - Santa Barbara.

Best of Show

Karen Pickford, Kathy's Angel

Best Use of Traditional Design

First Place

Lois Hodges, A Long Line of Strong Women

Second Place

Deena Winkeler, Violet Blossom Ford's Quilt

Judy Rys, Timeless Treasures

Honorable Mention

Zetta Hanna, It's Good to be Queen...and Own Thread of Every Color

Best Interpretation of Theme

First Place

Marty Frolli, Bathing Beauties

Second Place

Carol Berringer, Recovery from Child Sexual Abuse:

Changing the Inner Landscape

Honorable Mentions

Betty Kelley, Untitled

Maggie Godwin, Faith, Hope and Charity Strive to Prevail Against the Vortex of Day to Day Obligations

Best Use of Contemporary Design

First Place

Judy Gorrindo, Release Your Inner Beauty

Second Place

Maggie Godwin, Faith, Hope and Charity Strive to Prevail Against the Vortex of Day to Day Obligations

Honorable Mentions

Kristin Otte, Dream House

Ruth Walters, Broken Hearted Woman

Best Workmanship

First Place

Karen Pickford, Kathy's Angel

Second Place

Judy Rys, Timeless Treasures

Honorable Mentions

Diane Eardley, Mommy, Queen of the Universe

Linda Estrada, Quadruplets or

Girls Just Want to Have Fun

Judy Gorrindo, Release Your Inner Beauty

Most Humorous

First Place

Marty Frolli, Bathing Beauties

Second Place

Karin Cooper, What Were You Thinking

Honorable Mentions

Carol Meyer, Who needs MEN when You're a HEN

Toni Smith, Hysterectomy



Blue Island Quilts

Holiday Party and SALE!!

Saturday, December 13

3:00 - 7:00 pm

Thank you, Thank you, Thank you!

Blue Island Quilts wants to thank all of you for your support, so, we're having a holiday party and pre-inventory sale!

Without the support of our loyal customers, Santa Barbara wouldn't have a quilt shop.

Please join us on Saturday afternoon/
evening for punch, desserts and of
course, great fabric on sale at 20% off!

Happy Holidays

WHERE'S THE BEAR?

Before the bear went into hibernation, deep under the snow in his warm cave, he left a few prints for us. Make them in a medium blue on a plain white background, and if you are the lucky winner, you'll be as cosy under this quilt as the bear is in his cave.

BLOCK SIZE: 14 1/2 inches square (to finish at 14 inches)

CUT: 4 paws : 4 1/2 inches square - blue

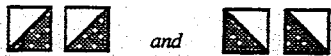
1 center square - 2 1/2 inches - blue

claws: 8 of 2 7/8 inch squares blue on white cut on diagonal to make
16 blue and white half square triangles

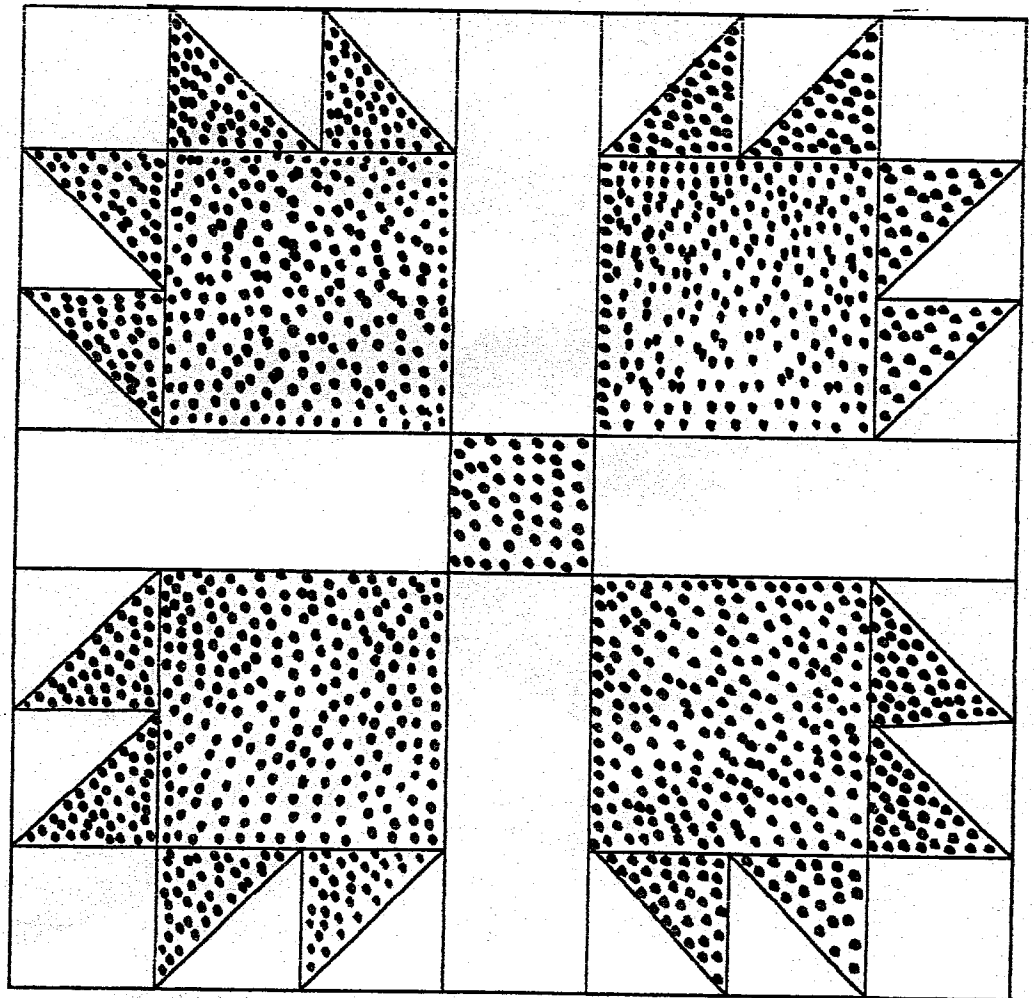

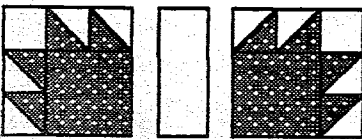

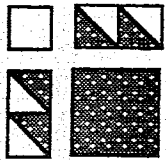
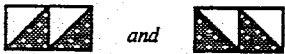
bars: 4 strips 2 1/2 inch by 6 1/2 inch

SEW: as below.

QUESTIONS: call Lena: 682-3639 or Karin: 569-7125



Sew to make:



The Votes are In

We will be changing the Membership Fee Policy effective January 1, 1998. See the November Coast Lines for the policy change.

We have elected the 1998 Board of Directors Norah McMeeking- President Ellen Richardson- 1st Vice President, Programs Carol Meyer- 2nd Vice President, Workshops Betty Kelley- Recording Secretary Doris Gillman- Corresponding Secretary Susan West- Treasurer Diane Eardley- Parliamentarian

Thanks to Karin Cooper for her hard work in filling the slate.

November Door Prizes

If at least 17 people buy tickets tonight, we will have raised \$1,500 for the guild this year. Another record year thanks to your generosity!!! Donors of prizes in November were:

Quilters Cupboard (Atascadero, CA) - 2 pkgs. of fabric

Judy Mathiesen - Plaid Mariners Compass pattern

Alaska Dyeworks - 1 fabric pack

P&B Textiles - 2 packs of fat quarters

Piecemakers (Costa Mesa, CA) -1 1988 calendar

MM Fabrics - Debbie Mumm squares

Nancy Horri - a lace panel

Linda Karpinnen - Cranston VIP fabric

Ingrid Bergere - 6 patterns and fabric

Martha Adams - 1 pattern

Kathy Pierce (Blue Island Quilts) - Hobbs dark batting

Grant House - 1 Kwik Klip

Rosalind Webster Perry - 1 Quilters Hall of Fame Cookbook

Karen Pickford - Christmas fabrics

Who will win tonight's prize of a complete set of Omnigrd rulers and mat? I hope you are all willing to take a chance!!!

Library Reservation Form

Date _____


Your name _____

Item desired _____

Author _____

Turn in at Guild Meeting or mail to Sue Scholl
5043 -C Rhoads Ave., Santa Barbara, CA 93111-2668.

Note A through M titles will be in Library at April, June, August, October and December Guild meetings. N through Z titles will be in Library at May, July September and November Guild meetings.





**QUILT
APRAISALS**

*Written or verbal apraisals
for insurance or
fair market value*

Linda Karpinnen

(805) 563-0817

P.O. Box 3554
Santa Barbara, CA 93130
qalinkarp@hotmail.com



December

12	Sue Scholl
18	Jeanne Neilsen
21	Mimi Fidlow
21	Diana Iler
23	Carol Boyce
23	Ranell Hansen
25	Mariel Hawel
26	Diane Morrey
27	Dundie Schulte
30	Nancy Woyak

January

1	Nancy Marschak
4	Jane Manasse
7	Jan Inouye
8	Lynda Butner
9	Martha Adams
9	Judy Stanton
12	Lynn Dishion
17	Kathie O'Neil

Coastal Quilters Guild

Web Page Address: <http://www.west.net/nonprof/quilt>

Membership

Guild meetings are held on the second Wednesday of each month at 7:00 pm at Samarkand Community Center, 2550 Treasure Drive, Santa Barbara, CA. Please carpool, parking is limited. Coastal Quilters Guild of Santa Barbara and Goleta, CA is a non-profit, educational and charitable organization. It is the purpose of the Guild to educate its members about the history and preservation of the art form of quilting and its related topics; to learn new techniques, improve skills and to inform the community-at-large about our quilting heritage.

New Members and Membership Renewals

Mail your Membership form, check or Money order for \$25, payable to Coastal Quilters Guild, Inc.

P.O. Box 6341, Santa Barbara, CA 93160

Attention: Membership

Coast Lines Newsletter is a monthly publication

Deadline for newsletter articles is the last Wednesday of each month for the following issue. Send Newsletter articles to my home, Attention: Newsletter.

Jeanna ThunderHawk

5400 Hollister Avenue, Santa Barbara, CA 93111

Thanks for a Great Year!

Well, it time to turn the responsibilities of the newsletter over to Jeanna ThunderHawk.

Jeanna is a new member to the guild. She thought getting involved would be the best way to get to know some members. Her address is 5400 Hollister Avenue, Santa Barbara, CA 93111, 964-6794. She is in the process of getting e-mail and will give you her address when she gets it.

Being the editor was a great experience for me. I met many wonderful people that I may not have met otherwise. I would strongly encourage everyone to get involved in the guild, no matter how small or large the job, the benefits are great! The members are great!

Happy Quilting,
Judy Rys



Coastal Quilters
of Santa Barbara & Goleta, Inc.
P.O. Box 6341
Santa Barbara, CA 93160

