

◆ Coast Lines ◆

Volume 1, Issue 11

November '98

Nominees for Board Positions for 1999

President:

Ranell Hansen

Vice President, Programs:

Ellen Richardson

Vice President, Workshops:

Karin Cooper

Vice President, Future Programs:

(Vacant)

Recording Secretary:

Jeanna ThunderHawk

Corresponding Secretary:

Sandy Wilmot

Treasurer:

Judy Stanton

Parliamentarian:

Betty Kelley

Positions remaining to be filled are: Vice President of Future Programs, Librarian, Membership Chair, Community Quilts Co-Chair and Special Events Chair. Please think about whether or not you can help by volunteering to fill one of these positions. For the Community quilts, Karen Heath is storing supplies and is willing to continue if we can find someone to co-chair this position with her. Please contact Lora Martin at 966-3685 if you can help. Please donate time so we can continue to be one of the best Guilds anywhere!!!

**ELECTIONS
FOR THE 1999
BOARD
POSITIONS
WILL BE HELD**



Home is where the quilts are.

**DURING THE
NOVEMBER,
1998 GUILD
MEETING.
PLEASE
VOLUNTEER IF
YOU ARE ABLE
TO FILL A
VACANT
POSITION!!!**

Congratulations Quilt Show Winners!!!

Best of Show Saturday:

A Pieced Garden

by Judy Stanton

Best of Show Sunday:


Floral Album Quilt

by Wanda Livernois

As we know everyone worked very hard preparing for the big event and everyone who entered deserves a big round of applause!

Quilt Show A Success

As chairmen, we can hardly thank all of you for your great efforts that made our first show the success that it was!!! In feedback from our vendors, other guilds and the attendees in general, all of you should have "swelled heads" from the accolades. Our final meeting was held Oct 21 and yes, indeed, we did come up with suggestions for improvements for the next show. All committees reported and will prepare a written report to make the job far easier for the members in the future. There is still time for suggestions, pro or con, just contact Betty or Diane. The financial report to you all will appear in Dec Coastlines after the bills are paid. Again many thanks and do get started on your next show quilt! Diane Eardley and Betty Kelley



It isn't too late to enroll . . .

Paula Nadelstern Workshop

2 day workshop: \$50

In this 2-day workshop, Paula will teach how to design symmetrical repetitive blocks, the use of fabrics to enhance the design, and her special methods for machine piecing intricate designs.

"My ambition is to integrate harmoniously the idea of a kaleidoscope with the techniques and materials of quilting. Making kaleidoscopes is like making magic with fabric! There is an element of "abracadabra" as the very last seam is stitched, because what you see in one single pieced triangular segment is not what you get in the multiplied sum. The whole is greater than the sum of its parts."

Coastal Quilters Guild
Thursday and Friday,
November 12 & 13
Goleta Community Center
9 a.m. to 3 p.m.

Paula Nadelstern Workshop Supply List

The Basic Kaleidoscope

Intermediate to advanced skill levels

*Supplies marked with a * will be available for purchase at the workshop. Template material and graph paper, try Blue Island.*

Graph paper with 8-to-the-inch grid and a bold inch line (one sheet per student will be supplied)

*Two sheets of see-thru plastic template material with 8-to-the-inch grid and a bold inch line

*Bevelled, thin 12" x 2" ruler with accurate 1/8 -inch grid lines

Well sharpened pencils and eraser

*Extra-fine point permanent marker

White chalk pencil with a sharp point

*BIG protractor with notations for both whole and half degrees

Fabric scissor

Template/paper scissor

Rotary cutting equipment

Compass

Sewing machine with accurate 1/4-inch guide

General sewing supplies

Baggies to organize templates

Fabric: If it catches your eye, bring it! The palette of fabric does not have to match. Diversity is the key. Remember, more is more!

Important: Multicolored fabrics printed with at least 8 or 16 on-grain motifs which are identical and bilaterally symmetrical; in other words, the motif can be divided into identical halves by a line passing through the center. *Also good:* symmetrical patterns and mirror-imaged motifs printed off-grain (i.e.: paisleys). *Also:* a wide variety of 1/4 to 1/2 yards of small to medium allover prints, textures, gradations, stripes, marbled and stuff speckled with gold. Include rich, saturated jewel tones and painterly fabrics that evoke luminosity, translucence, iridescence.

To register: Call Carol Meyer 964-6056 or 963-8956

Coastal Quilters Contribute to Heritage Quilt

Those of you who attended the Pacific International Quilt Show this October had a chance to view a truly amazing and beautiful quilt. The California Sesquicentennial Quilt was on display for all to see. Quoting from their brochure:

"In May of 1996, the California Sesquicentennial Commission asked the California Heritage Quilt Project to create a special quilt to reflect the 58 counties through picture images. Helen Powell of Sacramento agreed to take the responsibility of coordinating the project.

Ellen Heck, an award-winning quilt artist from Somis, CA was asked to design the quilt. She accepted, and, in turn, asked Zena Thorpe from Chatsworth, another award-winner, to help her. Under their direction, artists from throughout the state created the vignettes of their geographical area. Groups of appliquists created the individual border - the letters, fruits and vegetables. Zena worked on the Nevada side of the quilt and Ellen was in charge of the Pacific ocean and the State. Ellen and Zena combined the pieces on the State and they filled in with trees to cover the areas where vignettes joined.

Over the span of 15 months a pictorial masterpiece was created by these 67 quilt artists. More than 150 selected quilters from Northern CA quilted over 1000 hours to create the 9'8" by 10'2" quilt.

The quilt will tour CA until Admission Day, Sept 9, 2000 and then will hang in the CA State Capitol for future generations to admire."

Coastal Quilters also has some bragging rights thanks to the contributions of some of our fine appliquists. Lena Scharfeld, Karin Cooper, Melody Bolly, Pat Masterson and Barbara

Maxwell all contributed their skill to this project. Among other artists are teachers we have enjoyed as program and workshop presenters. Dixie McBride, Moneca Calvert, Judy Mathieson, Jean Ray Laury and of course, both Ellen Heck and Zena Thorpe are included in this group. At the present time we are trying to arrange for a display of this quilt in Santa Barbara.

6" Square Holiday Fabric Swap Features Pine Needles

Norah feels quite proud that her idea of swapping star fabric at last years Dec mtg was so well received, not to mention that lots of people told her they actually used the fabric in a quilt! So, hoping to do as well this year and using her prerogative as president, she's designated this the year of the pine tree. Any color, any style, any size - as long as it has needles (ha ha) you can swap it at the Dec meeting.

If you are new to the group, the rules are:

- Pine trees must be part of the printed pattern of the cloth
- Fabric must be new, good quality, 100% cotton
- Fabric should be prewashed and color fast
- Cut Fabric into accurate 6" squares

The way it works:

- Come to the **December** meeting wearing a square of your fabric pinned to your garment
- Bring as many squares as you'd like to swap in a little bag.
- Trade with other Guild members who are wearing fabric squares you'd like to add to your collection.



Helpful Hint: Quilt a thread above or below your quilting lines drawn with a pencil. If you sew thru the line, the thread will get dirty with lead

BLOCK OF THE MONTH

A HOMESPUN CHRISTMAS

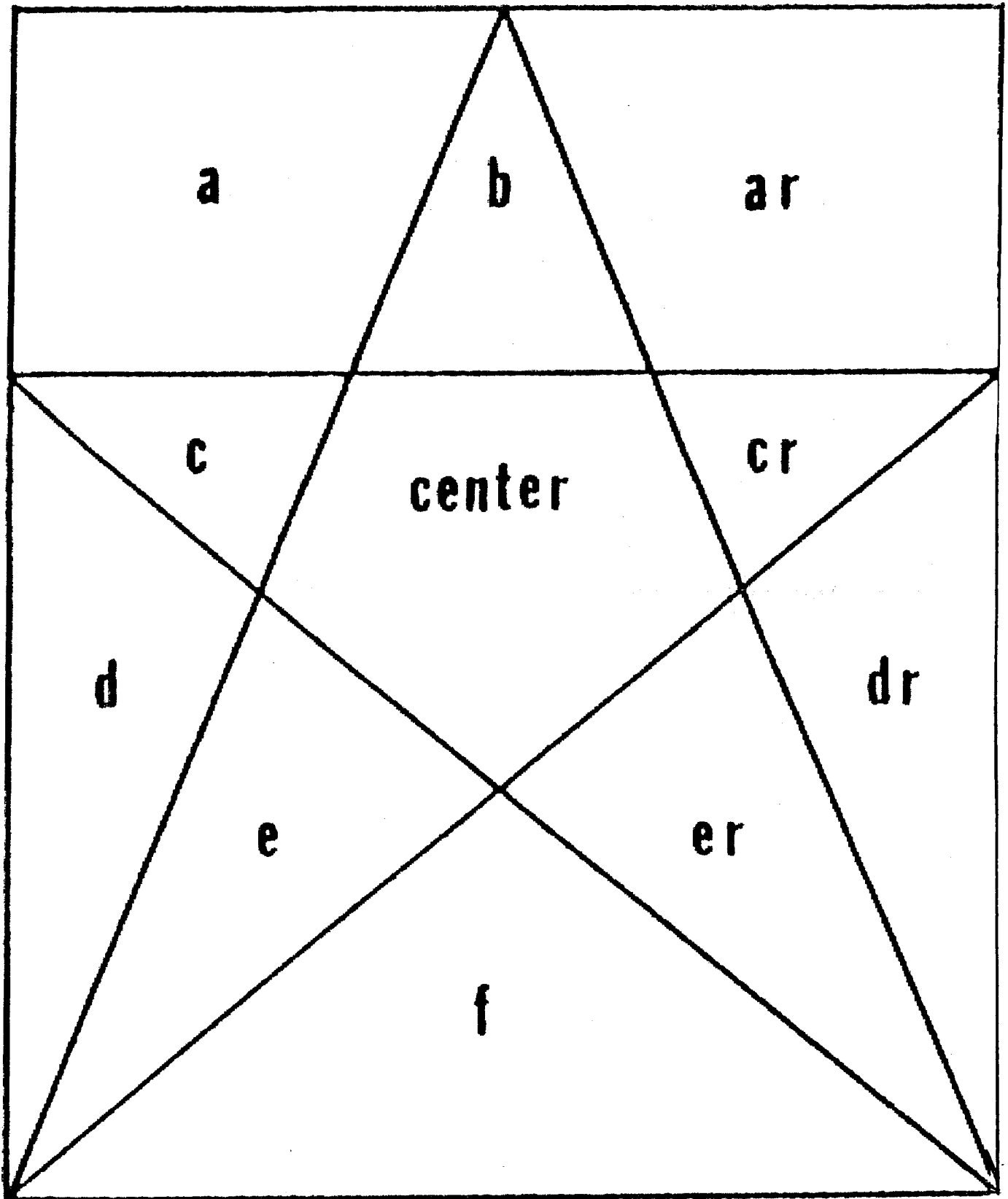
The days are short ... the nights are long. Here in Southern California the stars shine ever so brightly in our dark dark sky.

Our star is made of plaids, checks, dots or stripes in beige, yellow or mustard. The center could be a contrasting fabric in the same color family. It shines on a dark background - i.e. black, blue, green, purple, burgundy. Plaids would be nice. NOTE: please no shiny materials. We are looking for the Red Wagon look.

Size: 7" by 8 1/2"

- Constructions:
1. Sew A and AR to B
 2. Sew CR to DR
 3. Sew C and ER to Center
 4. Sew step 2 to step 3
 5. Sew D and F to E
 6. Sew the three sections together

(Since I was making only one block, I used freezer paper templates.)





HIP HOP HOORAY!!!

“SEW THEY SAY...”

Winners 1998 Coastal Quilter's Challenge

Most Dynamic Borders on a Quilt

KAREN PICKFORD

Pieceful Perspective

Best Interpretation of an Historical Theme

LESLIE HOGAN

Grapes of Wrath...home is where the heart is.

Best Interpretation of Inspirational Theme

LORNA MORCH

“...Let there be Light”

Best Interpretation of a Family Quotation

MARY MARKOW

“Mama always said...”

Best Use of Words on the Surface of a Quilt

JUDY STANTON

“All Creatures Great & Small”

Most Humorous

CAROL MEYER

Prince Frog

Best Use of Contemporary Design

1st Place JUNE GERRARD

“When You Spin a Web,
Be Prepared to Eat Flies”

2nd Place JANE HARRAH

Stopping by Woods on a Snowy Evening

Best Use of Traditional Design

PAT MASTERSON

Round the Pomegranates

Best Use of 10 Items in Honor of the Guild's 10th Anniversary

Tie: KAREN HEATH
RUTH WALTERS..

Tea Time
“Be it ever so humble...”

Viewer's Choice

Tie: KRISTIN OTTE
PAT MASTERSON..

Sketch: Lake Los Carneros
Blossoms & Butterflies

Newsletter: from Diane Eardley

"IN CELEBRATION OF FIBER ART"

The Women's Center at UCSB is sponsoring a group exhibition of local women artists from January 9, 1999 through March 28, 1999 the Women's Center Gallery on the UCSB campus. The show will include all kinds of fiber art as described in the flyer below, and quilts and wearable art made by members of our Guild are especially welcome. Wall quilts of the type made for one of our challenges are very appropriate. For more information, call Diane Eardley, 963-8321. The Fiber Art show at the Women's Center will be open during "Windows on the Channel", the 22nd Biennial Conference of the Assoc. of the So. California Handweavers, March 23-28, 1999, on the UCSB campus.

CALL TO WOMEN ARTISTS!

In Celebration of Fiber Art

Winter 1999

The UCSB Women's Center, in collaboration with the Santa Barbara Coastal Quilter's Guild and the Santa Barbara Fiber Arts Guild will be hosting an exhibition from January 6 to March 28, 1999 which will explore a variety of fiber arts and crafts including:

papermaking • wearable art • quilts • basketry • embroidery
rugs • ply-splitting • knotting • tapestry
and any other fiber related work

Juried interviews will be held Saturday, December 5, 1998 from 9am to 5pm. Interested participants should contact the *Women's Center at 893-3778* to schedule an appointment.

- Deadline for making an appointment: December 4
- Drop-off of accepted works: on or before December 11

October Door Prizes

As year end approaches, we still have an abundance of terrific prizes, so plan to participate and not only help the guild, but, hopefully, be one of the lucky winners! Our gratitude to the following:

Kathy Pierce, Blue Island Quilts: Farm animal stencils, three patterns and a package of fabrics.

Mountain Mist: Batting.

Diane Phalen Watercolors: Note Cards.

United Notions and Fabrics: A book.

Kaufman: Fabric samples.

P & B Textiles: Fat Quarters.

JHB International: A Quilters Thimble.

Liz Harper: 2 Scarecrows.

Our donors have been most generous! Thanks to them and thanks to all of you!!

Joann Conklin

Birthdays!!!

Nov 1	Peggy Gard Cindy Lansing
Nov 2	Amber Lishman Joan Watson
Nov 3	Claire Hemke
Nov 4	Adele Harrah
Nov 7	Kathy Doughty
Nov 9	Wanda Livernois Esther Glover
Nov 15	Carol Hamilton
Nov 19	Toni Smith
Nov 20	Nedra Ireland
Nov 22	Anne Deran Terrance Short
Nov 23	Cay Donahue
Nov 24	Lori Schiferl
Nov 25	Penny Hoyt Jane Vellis
Nov 27	Jerri Harrison Bev Waters
Nov 29	Margaret Siadal
Nov 30	Lois Hodges

Membership Corner

NEW MEMBERS:

Karen Petersen, 16 W Mission St #S, SB, 93101, 569-1397, No BD given.

Denise Lessels, 528 Apple Grove Lane, SB, 93105, 682-0397, BD 4/5, dlessels@fnf.com

Claire Estes, 543 Claredon Ct, Goleta, 93117, 964-7429, BD 6/9

Joyce Ball, 333 Old Mill Rd #319, SB, 93110, 964-0144, BD 8/28.

10th Anniversary Mini-Party: For quilters, next to walking into a fabric store, the next favorite place is a bookstore. There is such a proliferation of quilting books published today that the guild is fortunate to have a lending library to help evaluate our selection. **Pat Yamada** won as the member checking out more than 10 books from our guild library (representing 23% who take advantage of this service). **Mary Bursek** won as the member who owns more than 10 quilting books in her own private library joining 68% of our membership with bulging quilt libraries.

Calendar of Events

Nov 9 - Dec 1 AIDS Quilt on view at UCSB Womens Center Gallery 10-5 weekdays, 12-5 weekends.

Nov 10 AIDS Quilt Reception, 4-6pm at UCSB Womens Center

Nov 11 Guild Meeting

Nov 18 Board Meeting (early due to holiday)

Nov 25 Deadline for Coastlines newsletter

Dec 5 Juried interviews for Fiber Art Show at Womens Center Gallery at UCSB

Dec 9 Guild Meeting ALSO New Member reception 6:30-7:30, 10th Anniversary and Holiday meeting

Dec 16 New/Old Board Dinner, Bring a flashlight. Home of Susan.



AIDS Memorial Quilt

In observation of "World AIDS Day" - Dec 1, 98 the Women's Center Art Gallery will be displaying eight quilt blocks from the NAMES Project Foundation. The blocks will be on view from November 9 through December 6, 1998, Monday - Friday 10-5 and weekends, 12-5. Parking on the UCSB campus is \$1/hour metered spaces during the week and free on the weekends. Maps to the campus are available at the kiosks at the entrances to the campus. The food court on the lower level of the University Center is open during the week and on the weekends if you wish to have lunch before viewing the quilt blocks. Members of the Coastal Quilters are invited to an opening reception for the AIDS quilt blocks at the Women's Center on Tuesday, November 10, 4-6 pm.

Opportunity Quilt

The Opportunity Quilt was won by Ursula Dial!!! Janet Berlin's committee made a beautiful quilt and Harriet Berk made sure everyone who wanted a ticket could get one! Congratulations Ursula!!!



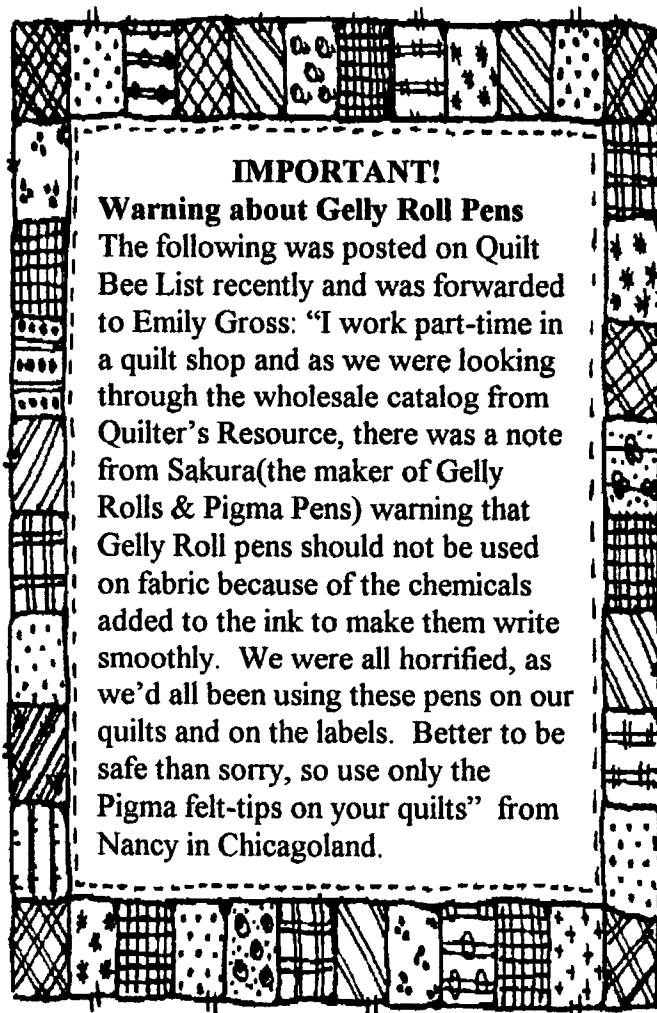
THANK YOU!!!

"To all you wonderful Guild Members who came to Warren Hall and helped me hang up the quilts and later take them down, my most profound and grateful thanks. Your suggestions, efforts and attention to detail were appreciated more than I can express. Special thanks also to Betty and her husband, Gene, who made the barriers posts to protect the extra long quilts and to Diane, Ruth, Jan and Sandi for their generous advise and assistance. I could not have done my job adequately without every one of you!! Lastly, of course, a from-the-heart thank you to my fantastic husband, Jim, who always is eager to lend a hand so many times, so many ways. Diane Iler

Upcoming in December

We will be presenting the Community Quilts to Bethel House. This is one of the highlights of the year and a special evening for all involved. A Special Thanks to Carol - You know we could never have done it without your drive and ambition. You will be greatly missed in this position next year - yours will be tough shoes to fill.

Also Installation of New Officers, year end celebration and other surprises - So don't miss the fun!!!



Helpful Hint:

To remove pencil marks from fabric:
 3 parts alcohol
 1 part water
 A squirt of clear Dawn
 Mix them in a spray bottle and use as needed.
From Porter & Fons TV Show

QUILTERS TOP 10

(submitted by Sharon Norbutas who got it from one of her AOL Chat Room buddies, Bpilatti@aol.com)


Favorite Excuse for Buying Fabric

(computer speak translations in parentheses)

1. PMS
2. El Niño
3. I NEED it!
4. The Devil made me do it
5. I love it!
6. More room insulation
7. Insulates north wall for warmth in winter
8. Security for the migrant workers who pick cotton
9. Help the quilt shop economy
10. I need to fill the room addition
11. Cause I can't make fabric, have to buy it
12. My other fabric is getting lonely
13. It's cheaper than being an alcoholic
14. My other fabric needs new blood to breed with
15. Keeps me out of the pool halls
16. Nobody ever died from "second hand fabric"
17. My Visa card people would think I died if I didn't
18. Barbara Brackman says...it's paint & we are artists...need lots of paint in all colors
19. In the words of Sir Edmund Hilary: "Because it's there..."
20. To get back at my dh (dear husband) for his boat purchase
21. Because it won
22. Because it won't be there tomorrow if I wait
23. Because the only exercise quilters get is climbing over their stash
24. To age it properly so it becomes "free" fabric
25. Because I wanted to see how high my check could bounce this week
26. Because my car doesn't have an air bag. I need the fabric to protect me :-) (☺)
27. Buy fabric? ... I thought I was adopting it from the fabric shelter...
28. Trunk needs extra weight to prevent hydroplaning
29. To build up the lumps under my mattress. Heck my mattress is so high, I had to get a ladder

Now I know this is supposed to be the Top 10 & not the Top 29 but have you ever known quilters to give up when they're on a roll?

Barb P



Coastal Quilter Guild

Web page address:

<http://www.west.net/nonprof/quilt>

Membership:

Guild meetings are held on the second Wednesday of each month at 7:00 p.m. at the Sanmarkand Community Center, 2550 Treasure Dr., Santa Barbara, CA. Please carpool, parking is limited. Coastal Quilters Guild of Santa Barbara and Goleta is a non profit, educational and charitable organization. It is the purpose of the Guild to educate it's members about the history and preservation of the art form of quilt making and its related topics. Also to learn new techniques, improve skills and to inform the community at large about our quilt making heritage.

New Members and Membership

Renewals:

Mail your membership form, check or Money Order for \$25 payable to:

Coastal Quilters Guild, Inc

P.O.Box 6341

Santa Barbara, CA 93160

Attn: Membership

Coast Lines Newsletter:

Coast Lines is a monthly publication.

The deadline for newsletter articles is the last Wednesday of the month for the following issue. Send articles to my home: Jeanna ThunderHawk

5400 Hollister Ave

Santa Barbara, CA 93111

Attn: Newsletter



Coastal Quilters
of Santa Barbara & Goleta, Inc.
P.O. Box 6341
Santa Barbara, CA 93160

NON PROFIT ORG.
U.S. POSTAGE
PAID
Santa Barbara, CA
Permit No. 688

