

# COAST LINES

Issue 5

May 2000.

## MAY PROGRAM CHANGE


After careful thought and consideration, and with the approval of the guild board, I have made the executive decision to postpone our 'Sew What's New' program for a few months. Instead of an evening of techniques demonstrations we will be treated to "A Quilter's Journey Though New England." Southern California quiltmaker, antique quilt collector and quilt textile teacher, Kimberly Wulfert, will treat us to a fast-paced slide show that includes tours of several quilt and textile museums, quilt shows and even some of New England's best known quilt shops. Following the slide show Kim will share her private collection of antique quilts with us. Join us and be transported to New England for an evening.

Susan West

Birthdays....	6
Biography...	12
Block of the Month....	15
Calendar of Events ...	10
Door Prizes....	7
Library Corner...	11
Officers and Chairmen....	10
Our Guild This Month....	2
Quilt Show....	8-9
Q & T Corner....	4
Show and Tell....	6
Speakers ....	1,2
Workshops....	3

IN  
THIS  
ISSUE

## Sally Collins in June Small Scale Quiltmaking - What Is It?



Our guest lecturer in June will be Sally Collins, author of Small Scale Quiltmaking. Sally's quilts have appeared in Quilter's Newsletter Magazine and Miniature Quilts magazine. Sally has appeared on Simply Quilts, and recently won first place in the miniature quilt category at the AQS Show in Paducah. Sally will tell us how to make creative small scale quilts that excite the eye, challenge the hand, and faithfully reflect the "full size" vision, but in a smaller space.

The workshop on FRIDAY, JUNE 9 is titled 'Circle of Stars.' The beautiful sample of this project was shown at our April meeting and will be available again at the May meeting. Thinking large and working small helps develop a better understanding of the scale and proportion decisions that must be carefully considered for any size project. Explore the joy and satisfaction that come from small scale quiltmaking! Sign up by calling Betty Kelley of Joanne Conklin.

## RANELL'S MESSAGE

Hello Quilters

Short message this month. It's been a busy one. Roberta Horton's workshops were very well received. We learned a lot and had a lot of fun. I was at the Saturday workshop and enjoyed the exercise where we all used our ugliest fabrics to make blocks in a quilt mock up that came out pretty decent looking. I learned a lot.

I hope you all went to the Fair and Expo and saw the debut of our opportunity quilt. It's a Beauty! We hope to have tickets to all the members soon.

The Feature of the month this meeting will be Multi-Generational Quilts. It should be a great display. Keep quilting and creating beautiful things, and I'll see you at the next Guild Meeting.

Ranell

## New Member Tea in May



Coming up at the May meeting is the tea for new members. Please join us at 6 p.m. to welcome our new members. Don't forget a small plate of goodies.

Ruth Walters.

## JOE CUNNINGHAM JULY WORKSHOP ON FRIDAY JULY 14



Sign ups for the July workshop with quiltmaker Joe Cunningham begin at our May meeting. Joe's workshop, 'The Joy of Quilting,' promises to teach everything you've always wanted to know about quilting designs. How to turn corners! How to make cables fit! How to make vines work out evenly! In this class Joe leads quilters through a series of quilting design exercises that allow them to create designs for their own quilts. This class offers simple and easy designs for hand and machine quilting and teaches tricks to make quilting designs fit any sized quilt.

## OUR GUILD THIS MONTH

**May 11, Thursday, 7 p.m.**

Guild Meeting at St. Andrews.

**May 17, Wednesday, 7 p.m.**

Board Meeting at Samarkand Craft Room

**May 22, Monday, 5 p.m.**

Deadline for the June issue of Coast Lines.

**May 22, Monday, 7 p.m.**

Quilt Show meeting in the Craft Room at Samarkand.

## CIRCLE OF STARS

A workshop with Sally Collins

Date: June 9

Time 9:AM to 3:30 PM

Place: Goleta Valley Community Center

5679 Hollister Avenue, Goleta CA

The design for this workshop was developed on a square grid. Within that grid some of the squares are split into 4 triangles and the stars emerge. The primary focus of this class is precision sewing relative to an Ohio Star. Secondary will be an explanation and discussion of color, value, contrast and visual texture when choosing fabric.

FABRIC- 100% cotton - the amount is small so bring your fabric uncut if you are pulling off your shelf or 1/8 yard pieces if you are collecting.

If you are interested in composing and designing, one way to approach this project would be to choose two colors and an accent color. Bring a variety (5-15) of values and visual textures for each color. Include a hot or intense color as well as deep darks. The skeleton design of this project could be thought of as a Trip Around the World design if that helps you to think about your fabrics. Tone on tone style fabrics work well, keeping in mind visual textures. Bring some multi-colored prints if

you have them. To help interview your fabrics, cut a 1/2" square from a 3x5 card and lay it on fabric to see how they will look cut small.

For those wanting to focus on more precision sewing, bring four solids that you like and contrast from each other.

TOOLS- Sewing machine with a new needle. We will sew with a 1/4" seam allowance so if your machine has an appropriate foot please bring it. It is also helpful to bring the machine you are most familiar with. Note book and pencil, small scissors, 10" square of flannel covered cardboard to layout your work, long, fine pins (13/8"x50mm), seam ripper, rotary cutter, mat and ruler (I use a 3"x18" Omni Grid with a 1/8"grid) and a 4" square Omni Grid with a 1/8" grid. A 45 degree angle line is necessary, two small mirrors (3x5) taped together are critical if you are designing and any other sewing supplies or tools you normally use. Tweezers are optional.

Guild workshop fee is \$30. Plan to arrive by 8:45 to set up and be ready to start the workshop on time. Bring a snack to share and a prepared lunch or lunch money. Coffee and decaf, as well as an assortment of teas are supplied by the Guild.

Contact Betty Kelley (687-1443) for further questions.

## Multi-Generation Quilts

We will honor Mother's day at our May meeting by displaying quilts made by mother/daughter, mother/son, grandmother/grandchild, etc. Call Ranell to let her know that you have a quilt that you would like to display.

## SO CHARMING!

The May meeting will be your last chance to sign up for the June Charm Exchange. So far we have 14 participants. You must sign up so that we are assured that each participant will receive an equal share of charms. We will call you after the May meeting to let you know how many charms to prepare.

Remember the rules:

1. Cut 5-inch squares from five different fabrics in all shades of green, print or solids. Select pre-washed, 100% cottons.
2. Tack five different squares together in the corner and attach the number you will be given when you sign up.
3. Bring the squares to the June meeting and line them up with the squares of the other participants. You will pick up one pack from each pile and end up with multiple beautiful charms!

Note: You can cut 24 five-inch charms from a 1/2 yard and 12 five-inch charms from a fat quarter.

If you have questions, call Joyce Ball  
964-0144

## For Sale

Leather couch, chairs, radio, entertainment center, Mazda RX-7, 15 Foot Maxum boat, 100 gallons fish tank . All priced to go. Call Claire 968-7240



## Q and T from the Unknown Quilter

### Binding tips from Sally Collins

In her book *Small Scale Quiltmaking*, Sally Collins explains in detail how to finish off the binding of your quilts. Her technique applies to all quilts even if you aren't doing miniatures.

## CELESTIAL GEMS WILL MAKE ITS FIRST APPEARANCE


It's Heavenly!

An astronomical alignment is occurring in space this week, where the sun and six planets are moving to form a line, which we will not be able to see because of the glare of the sun. However, **CELESTIAL GEMS**, the guild's opportunity quilt, **WILL BE VISIBLE** at the May meeting, a spectacular sight to behold. This is a magnificent, out-of-this-world kind of quilt!

Buy **YOUR** tickets at the preview price of 2 for \$1.00 at this meeting only. Tickets for you to sell will be available at the June meeting.

Carol Meyer, Opportunity Quilt Ticket chair

## SPEEDY RECOVERY FOR RICKY TIMS



There was a message on the QuiltArt list from Carol Bryer Fallert that Ricky Tims was undergoing quadruple (or more) heart bypass surgery on the morning of April 24. Thought folks might want to know and send positive healing thoughts, prayers, best wishes, whatever suits.

## SCCQG

Southern California Council of Quilt Guilds: The July meeting will be the "Meet The Teachers" in West Covina. Any and all guild members who want to attend are welcome. Please contact Oleta Bennett (964-2114) if you are interested in car pooling.

Also, a directory of teachers will be compiled and available for pick-up at the July meeting. If you are interested in being listed as an available teacher in this directory, please email a resume or other description of your work and classes to: [jdhahn@gateway.net](mailto:jdhahn@gateway.net)


Please submit your information as soon as possible.

## QUILTER'S RETREAT

There are currently 9 more openings for the Retreat at La Sherpa on May 20 and 21st. The cost for the overnight accommodations, plus 4 meals, is \$60.00. Please call Judy Stanton at 569-1152 if you would like to go. La Sherpa Lodge is located on Refugio Road. The directions are: Drive 101 to the Refugio exit; go north (towards mountains) on Refugio Road for 7 miles to the Lodge. The drive time from Blue Island Quilts is 35-40 min., with the last 7 miles on a fairly slow, windy road. You can bring snacks and soft drinks if you wish.


## I MADONNARI

Coastal Quilters Guild is sponsoring a square at the Italian Street Painting Festival, which benefits the Children's Creative Project. I Madonnari is held at the Santa Barbara Mission, Memorial weekend Saturday, Sunday and Monday May 27, 28 and 30, 2000. The Old Mission Square is subdivided into 200 pavement squares sponsored by businesses, organizations and individuals. Local artists are invited to become madonnari, or street painters. Live music and an array of cuisine are adjacent to the painting. Festival hours are from 11-6 daily. Admission is free. Come and see our painted quilt square!



## MAY BIRTHDAYS

Ruth McMullin	3-May
Judy Schiefen	4-May
Lorna Morck	4-May
Lena Scharfeld	5-May
Carla Zimmermann	5-May
Dorothy Gibbons	8-May
Betty Libbert	9-May
Ursula Dial	10-May
Dorothy Fitch	10-May
Susan Palmer	10-May
Aurora Gonzalez	13-May
Jennie Skeeel	14-May
Tabby Pagliotti	15-May
Michelle Peerson	17-May
Margie Ramirez	24-May
Susan Cochran	25-May
Angela Moll	28-May
Jean Macmillan	29-May



### *Show and Tell*

Alice, Community Quilt  
Susan West, Sunflower  
Loraine Miner, Baby Quilt  
Barbara Maxwell, Pool View, Queen Doves  
Megan Miley, Pinwheel  
Liz Turner, Flower Wall Hanging  
Ingrid Engmyr, Baby Quilt  
Norah McMeeking, Danish Hearts  
Pat Masterson, Children Sesquicentennial  
Pat, Desert Fantasy  
Michelle Garbarino, Stained Glass  
Linda Hanna, Bargello  
Harriet Berck, 1920's quilt  
Isabel Downs, Alice in Wonderland, Kent's Memories.

## GOODBYE EVERYONE

I will sadly leave Santa Barbara on May 26th. I could say that my life in California was totally changed by quilting. Taking classes, joining the guild and a satellite group gave me lots of new friends. I also had a great time as the newsletter editor. Thanks to all the "reporters" my job was easy. I'll be joining a guild in Maine but it will be a small group, no big name quilters, no big inspiring show and tell. I was very lucky to be part of such a nice and active group. I will miss you all very much. Come visit or drop me a note. My new address will be 5750 Holmes Road, Winthrop, ME, 04364.

Love, Claire Fouquet.

## WELCOME THE NEW TEAM

Lynn Laughrin and Marlene Pearson will be collaborating as the new editors. Articles should preferably be e-mailed to Lynn (radish@gte.net) by the fourth Monday of every month. Articles can be dropped off at Blue Island Quilts. If you do so, call Lynn so she knows that there is an article to pick up. Articles can also be mailed to Lynn (1224 E Mason, AptB, Santa Barbara, 93103). Lynn will do the editing. Marlene will be responsible for layout. Welcome to the new editors.

## April Door Prizes

Marie and I would like to thank all you eager raffle ticket buyers. The Quilt Guild is really being helped out by the purchasers of the tickets and the great prizes the vendors have supplied. Not to mention it is fun to win!

Blue Island Quilts donated a sensational pack of Asian print fabrics. Dorothy Oksner was the lucky gal to win the perennial prize favorite. A cloth doll pattern and a Color Wheel from K1P2 of Ventura was won by a delighted Vickie Mahan.

The Heart Warmers Mercantile of Ojai supplied a printed panel of beautiful cats in addition to a good size bag of Robert Kaufman Fabric squares was won by Judy Stanton.

A spring time packet of P&B Fabrics and a Holiday Book went to Marilyn Weal.

We had two nice books offered as one prize and non other then Judy Stanton won these.

Another hot prize of the evening was a \$20.00 gift certificate and catalog from Hancocks of Paducah. A happy Harlene Bailey will have fun going through the beautiful catalog choosing her fabrics.

Grant House donated a book that his store has just received into stock. It is titled RX for Quilter's. Naturally , I peeked in and read a few things. For all of us who forget what you are doing, a gal in this book actually pins the type of square she is working on to the wall in front of her machine. I thought it was funny first. Upon reflection, it is a good idea. Along with the book is a wonderful treat from Sulky of America. It is a packet of 10 samples of their stabilizers. A person can use and choose which type is right for their use.

Sulky of America has generously donated a quantity of these Stabilizer Sample Packs. If you are interested in this, come back and try your luck at winning one. Marie V. and Liz H.

## Build your Inventory Now

The Quilt Show committee voted to again have a boutique at the October show. The plan is to have more space available for this booth. The opportunity to sell their wonderful creations was taken by a good number of our members. This time participants are being asked to limit the size of their items. At our last show small items were the best sellers. Pot holders, padded hangers, baby quilts, table runners, mats and pins went well – provided they were well crafted and had “pizzazz”!

Accepted items will include anything that is quilt related and crafted by the member or their immediate family. Be sure to think Halloween, Thanksgiving and Christmas. Things that were not too expensive and made good gifts are sell best.

We have wonderful garment makers in our Guild and there were some phenomenal vests available. These are unfortunately among the slower moving items as size and color are an important factor in the sale of any garment.

Beginning at the next Guild meeting forms will be available for anyone interested in selling. The same format will be used as at the last show. Sign ups will need to be to Nola Ferguson by September 11. After that there will then be a follow-up meeting for all involved.

# QUILT SHOW

## Harvest of Colors 2000

I. First, since I rather absent-mindedly left it off left time, the next quilt show meeting will be Monday, May 22nd at 7:00 PM in the Craft Room at Samarkand. Should anyone need directions, please call me.

II. I was delighted at the response for the 'Job Fair' at the April general meeting of the guild. Following, you'll find a list of committees and their members. There are still a few spots left....

### Quilt Show Chair(s)

1. Leslie Hogan
- 2.

### Acquisition - Quilts

Anne Braddock  
Judy Stanton  
Judy Miller

### Acquisition - Wearable Art

Joanne Conklin (chair)  
Robin Ruge  
Evelyn Gorrindo

### Acquisition - Dolls

Carol Hamilton (co-chair)  
Carol Barringer (co-chair)  
Lennier Adams  
Liz Harper  
Peg Gard

### Boutique

Nola Ferguson (chair)  
Betty Kelley  
Harriet Berk

### Budget

Anne Braddock  
Betty Kelley

### Catalog Editor

Gail Tinsley

### Design

1. Jan Beckert
2. Carol Barringer
- 3.
- 4.

### Education (2 - 3 members)

Publicity Sub Committee: Publicity Signage  
(4 - 6 members)

### 2000 Opportunity Quilt

Karen Pickford (chair)  
Carol Meyer

### Signage

Karen Pickford  
Isabel Downs

### Treasurer

Judy Stanton

### Vendors

Maureen Kampen (chair)  
Jan Beckert  
Marilyn Martin  
Marcie Langford  
Lois Hodges

### Volunteers

Diane Eardley (chair)  
Barbara Asp  
Peg Gard  
Claire Henke

### Touchie Feelie Quilt

The Sophisticats

### Exhibiting

Susan West (chair)  
Oleta Bennett  
Joyce Ball  
Ellen Richardson  
Ruth Walters

### Hospitality

Pat Stanovich (chair)  
Barbara Asp



## Publicity

Monte Farris (chair)

Jan Beckert

Sand Mack

Connie Stone

A number of new members approached me at the April meeting, not sure that they had enough experience in the guild to be in one of the above committees. All I can say is---go for it! I certainly have; I was a new member in 1998, the year of the last show. I can also say this: there are many opportunities at the last minute. Diane Eardley's VOLUNTEERS committee will be coordinating the White Glove Brigade, ticket sellers, opportunity quilt ticket sellers, volunteers to help hang and take down the quilts once the DESIGN and EXHIBITING committees have done their work, and probably more I haven't remembered. Finally, whether you're a new member, or a veteran of the guild (and perhaps of the last show) if you see a job you'd like to be involved in, call the committee chair even if it appears the committee is full!

III. Do you have a flair for color? Do you enjoy playing with paint samples? Rearranging furniture? Color-coordinating a wardrobe or, for that matter, organizing your closet? Have you ever had a business requiring the artful arrangement of merchandise? Do you have a camera and enjoy taking color snapshots? If so, please consider the DESIGN committee!

Are you sympathetic toward the 'directionally challenged?' Do you like making signs and banners on your home computer? Do you have a good pair of walking shoes and a go-for-it! attitude? Then please consider the PUBLICITY SIGNAGE committee. Let's face it: the show may be taking place right off the freeway, but there are still folks who A) Won't be coming to the show via 101 B) Will be driving too fast to read the sign on the marquee or C) Just need that little extra push. This committee will work closely with Monte

Farris's Publicity Committee and will also need to discuss options with the Earl Warren management.

Do you have a strong belief in the educational mission of the Coastal Quilters Guild? Are you good at getting to the point via displays/short demonstrations etc.? Then think about the EDUCATION committee. Myself...I think this is one of the most important jobs in the show.

IV. Boutique. Under Nola Ferguson's leadership, the boutique should be an even greater success this year than in 1998. One decision made in planning meetings has been to ask members planning to sell items to concentrate on smaller things. In this way, we'll be able to display quilted items to their best advantage. If you have any questions, do call Nola.

V. The quiltmaking talents of the guild membership are wonderfully varied, as any of us can see from Show and Tell each month. I'm enormously excited to see what will be submitted--although, as I said a couple of months ago, when it comes to bed-sized quilts, you might think twin or full rather than King! Space will be at a premium in this show. I'm very pleased that we'll be able to display Wearable Art and Dolls, as those items each represent a different dimension of the talents in the guild. Again, because of space, we anticipate tucking the clothing and the dolls in amongst the quilts, the clothing on stands manufactured for the show in 1998 and the dolls perhaps on small pedestals.

Some of you may be thinking...'if space is such a problem, why didn't we go with a bigger one?' Two reasons: the first is that the larger space at Earl Warren Showgrounds is neither well-lighted nor air-conditioned; the second had to do with the dates that were available, based on events already scheduled in Earl Warren and quilt shows already scheduled in Southern California. While the decision to have the show was made a little over a year in

advance, that was still not sufficient to research other locations. Perhaps a task for next time.....

Each member may submit up to three items in each category, but can expect to have displayed only ONE. In cases where a member submits more than one, the display committee might decide to go with the second or third choice in order to show the quilt (etc.) to its best advantage. While the design and exhibiting committees will arrange to photograph quilts, if you can submit a photo with your application--even if it's a work-in-progress--it will certainly make their jobs a little easier! Please be accurate in your measurements. Be aware that while the quilts themselves won't be collected until perhaps a week before the show, you must submit your entry form by the deadline!

Whew!

Leslie Hogan  
Harvest of Colors 2000 Chair  
968-7845  
redduckmusic@earthlink.net

## Calendar of



- \* May 6-7, Quilting in the Valley, San Fernando Valley, Cal State Northridge.
- \* May 19-21, Beauty of Tandition Year 2000, Santa Maria Fairgrounds
- \* June 19-21, Fanta Sea of Quilts, Beach Cities Quilt Show, Irvine Valley College.
- \* July 7-8, LA County Quilters, First Baptist Church, Downey.
- \* August 11-13, San Diego Quilt Show, Concourse, Plaza Hall, San Diego.

## 2000 BOARD AND OFFICERS

President: Ranell Hansen  
Vice Pres Workshops: Betty Kelley, Joann Conklin  
Vice Pres. Programs: Susan West  
Vice Pres Future Programs: Norah Mc Meeking  
Recording Secretary: Michelle Peerson  
Corresponding Secretary: Jane Harrah  
Treasurer: Judy Stanton  
Parliamentarian: Isabel Downs  
Block of the month: Evening Stars Satellite Group  
Challenge Quilts: Kristin Otte  
Community Quilts: Suzy Carter  
Coast Lines Editor: Claire Fouquet, Lynn Laughrin  
Door Prizes: Elizabeth Harper, Marie Voyles  
Historian: Lorraine Miner  
Librarian: Joyce Ball, Gail Tinsley  
Membership: Diane Eardley  
Newsletter Distribution: Gladys Brown  
Nominations: Nola Ferguson  
Satellite Groups: Beth Jones  
Southern California Council of Quilt Guilds:  
Lora Martin, Oleta Bennett  
Telephone: Harlene Bailey  
2000 Opportunity Quilt: Karen Pickford  
2000 Opportunity Quilt Tickets: Carol Meyer  
Hospitality: Ingrid Engmyr, Martha Adams, Ruth Walters  
Special Events: Judy Miller, Judy Stanton, Anne Braddock



## Library Corner

Applique gets its due this month. Besides the good applique books we have in the library already, here are a few more inspired by Melody Boolay and her wonderful Baltimore Album class. Melody turned us on to LAVISH LEGACIES from the Maryland Historical Society. Written by Jennifer Faulds Goldborough it chronicles the history of the Baltimore Albums quilts and presents enough photographs in color of quilts in the collection to satisfy any Baltimore Album fan.


Next, we bought Volume IV in Elly Sienkiewicz's Baltimore Beauties and Beyond series, 12 APPLIQUE BORDERS AND MEDALLIONS. We have all but Vol.II (which is out of print) in the series. The book contains favorite border patterns: vines with fruit and flowers, swags tied in various ways, flower-sprigged borders and feather-plume borders -- all full-sized patterns. Included also are two pull-out patterns for authentic medallions from two of the historic quilts. This is not a beginner's book and is best suited to those who have taken Melody's class or are already into Baltimore Album quilts.

PATCHWORK QUILT TSUSHIN, a Japanese magazine in Japanese, the size of our usual quilt books, features Baltimore Album quilts but is not limited to them. Oh to read Japanese! But if we can't, we can get great ideas from the beautiful quilts shown and actually follow the pictorial instructions for projects. There is even a Japanese Sunbonnet Sue. It is interesting to see how the Japanese have so enthusiastically embraced the American quilt.

A single quilt, an offspring of Baltimore Album quilts is Gems of Summer by Emily G. Senuta. She has written BLOOMS AND BASKETS; GEMS OF SUMMER which contains her 12 baskets of flowers on 12 1/2 inch blocks set on point. The appliqued flowers are quite realistic and the baskets more contemporary. Full-size pattern pull-outs for wild rose corner garlands and a flower wreath are in the back of the book. All the designs and many examples of unusual arrangements and uses of these designs are included.

And for those of you not thinking Baltimore, here is one more: BEYOND CHARMS QUILTS; THE ULTIMATE CHALLENGE by Catherine McIntee and Tammy Porath. This book is more about challenge than charms. Charm squares do inspire creativity but the ideas that grew from these two women to use up all the fabric in master sets of 100 charms really stirred their creative juices. Just reading this book will make you realize that if you gather charms together and consider what you can do with them, you are prodded to go from there to designing. Who ever thought that insignificant little squares were so powerful?

Joyce Ball 964-0144





## GETTING TO KNOW YOU...

by Connie Stone

Happy Mother's Day to all of us who are mothers! There are several mothers and daughters who are members of our guild: Harriet Berk & Carol Boyce, Evelyn & Judy Gorrindo, Karin & Elisabeth Cooper, and our features of the month, Isabel Downs & Olivia Warner.

Isabel was born in Mexico City, and lived there until she was four years old. From there the family moved to Trinidad for nine years. At age thirteen they moved to New Haven, CT, where she graduated from high school at age fifteen. She feels that her parents were very wise in keeping her from enrolling in college until she was seventeen. At that point, she enrolled in Goucher College in Baltimore, where she was graduated with a degree in chemistry. She went on to receive a master's in marine biology at Scripps, and there she met her future husband, Robert Warner.

Once in the working world, she was appalled at the attitudes towards women in her chosen field, and became thoroughly disenchanted. So, of course, she went back to school, and obtained another master's, and a PhD in French! Isabel has been a scientific illustrator for the Smithsonian and has taught French and science.

Because of her husband's research, for eight years they spent every summer on the San Blas Islands (near Panama, where they make the gorgeous molas). Now, they summer on St Croix.

Approximately thirty years ago, Isabel was visiting her sister in San Jose during a very

hot July. The only place they could think of to get some relief from the heat, was a fabric store which was air conditioned. They happened to spy some quilting patterns, so they bought fabric, went home and cut out templates from cereal boxes. She pieced and quilted for years, then, kids started arriving, and there was no time for sewing.

A few years later, she was developing a course in French culture, and decided to make underwear from the time when underwear was invented in France! She has been sewing, piecing and quilting since then.

With such a talented mother, little wonder that her daughter is becoming such an accomplished quilter, and at age eleven! One of Olivia's quilts was published in this month's edition of the Quilter's Newsletter Magazine. She loves textiles and has taken three quarters of "Fashion in Fabric" at the Ridley Tree Center, and is learning how to design and make her own patterns. Olivia also loves gymnastics, and her rabbit, who is named "Attila the Bun". Like her mother, she is truly becoming a "woman for all seasons".





COASTAL QUILTERS GUILD

of

Santa Barbara and Goleta

Presents

HARVEST OF COLORS:

A Members' Showcase of Quilts

October 14 and 15, 2000

Earl Warren Showgrounds: Warren Hall



Member-Exhibitor's Name \_\_\_\_\_ Phone \_\_\_\_\_

Address \_\_\_\_\_

City, State, Zip Code \_\_\_\_\_

To assist the Exhibit Committee, please describe your quilt, and include a color photograph with this form.

Length \_\_\_\_\_ in, x width \_\_\_\_\_ in.

Predominant color(s) \_\_\_\_\_

Techniques: Please check all that apply.

\_\_\_\_ Traditional \_\_\_\_ Pieced \_\_\_\_ Appliqued

\_\_\_\_ Innovative \_\_\_\_ Mixed \_\_\_\_ Other

Hand: \_\_\_\_ Pieced \_\_\_\_ Quilted \_\_\_\_ Appliqued

Machine: \_\_\_\_ Pieced \_\_\_\_ Quilted \_\_\_\_ Appliqued

Special Techniques (Explain): \_\_\_\_\_

\_\_\_\_\_

\_\_\_\_\_

Quiltmaker \_\_\_\_\_ Quilted by \_\_\_\_\_

Owned by, if different from maker \_\_\_\_\_

Name of Quilt \_\_\_\_\_

Inspiration for, source of idea for, and/or pattern of quilt (25 words or less, please) \_\_\_\_\_

\_\_\_\_\_

\_\_\_\_\_

Is your quilt for sale? \_\_\_\_\_ If so, price of quilt \$ \_\_\_\_\_ (A 10% commission will be due the Guild.)

You may submit more than one quilt. Please indicate the priority of this entry for inclusion in the show:

\_\_\_\_ 1; \_\_\_\_ 2; \_\_\_\_ 3. A "1" indicates your first choice; a "2" your second choice, etc.

Please use a separate form for each quilt entry and submit by mail to:

Quilt Show Acquisitions Committee

P.O. Box 30962

Santa Barbara, CA 93130-0962

or, in person to: Anne Braddock (687-4228), Judy Miller (962-2333), or Judy Stanton (569-1152).

DEADLINE FOR SUBMISSION OF ENTRY FORMS: JULY 15, 2000

Committee Use Only: Date Rec'd: \_\_\_\_\_ Submission No. \_\_\_\_\_ Catalog No. \_\_\_\_\_

## *Information*

This exhibit is a members' showcase, providing an opportunity for everyone to display their newest, best, or favorite quilt(s) at a large show. The committee urges each and every member of the Guild to submit one or more entries to this event.

Submit your written entry(ies) as soon as possible. It's not too early to reserve your place on the wall. Your quilt(s) can be currently unfinished or in process but must be completed by collection time. Every member of Coastal Quilters Guild is assured of the display of at least one quilt. Exhibit space permitting, additional quilts will be selected by lottery according to size. Please indicate the priority of the submitted entry; every effort will be made to honor your priority. Please attach a color photograph of your quilt to your entry form.

For purposes of this show, a quilt is defined as a fabric construction consisting of a front, filler layer, and back held together with stitching and made by the member-exhibitor. Cheater panels, tied quilts, and entries made from kits will not be accepted. Quilts may not have been hung at a previous CQG exhibit.

**Security Arrangements:** Every effort will be made to protect all quilts. Accounting and surveillance will be strictly planned and maintained. Eating and smoking are prohibited in the exhibit hall. Responsible white-gloved hostesses will try to keep all quilts in view at all times and will discourage touching by viewers. However, CQG show insurance does not cover the quilts. Each owner is responsible for insuring her own quilt(s) for loss and damage.

**Label:** An identifying label should be sewn securely to the quilt on the back of the lower right side stating the quilter's name, address, telephone number, and name of quilt.

**Sleeve:** A 4" sleeve must be attached to the back top. This provides a safe and secure means of hanging the quilt. Quilts without sleeves will not be exhibited. **Sleeve construction:** Cut fabric 9" by the width of the quilt less 2". Stitch a narrow hem on each end of the strip. Fold the strip in half lengthwise and stitch a 1/2" seam on the right side of the fabric, creating a long tube. Press the tube flat. Hand-stitch the top and bottom of the sleeve across the entire width of the quilt. Be sure the sleeve ends remain open for insertion of the hanging rod. Your finished tube will be approximately 4" to 4-1/2" wide.

**Packaging:** Each quilt should be delivered in its own pillow case with the maker's name marked in indelible ink in large letters on the hem. This will help keep the quilt clean and facilitate transport.

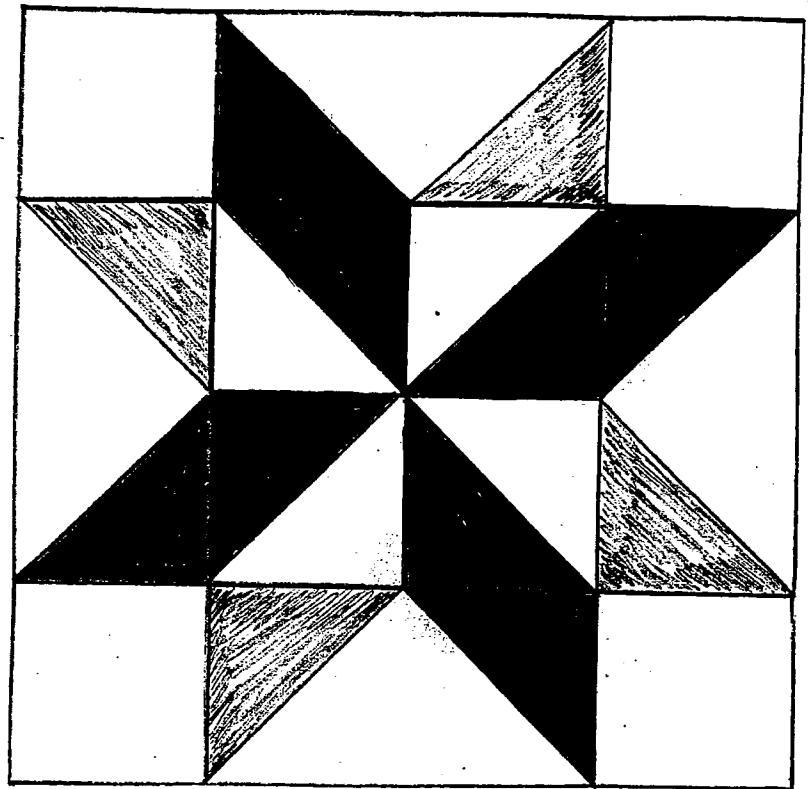
Details on quilt collection will be provided by September 1st.

For additional information, please contact a member of the Acquisitions Committee listed on the reverse side.

Happy quilting! We're eager to see your submissions on display.

**Evening Star – Finished 12"**

Colors: White Background  
Medium Bright for Star  
Dark Bright Contrast for Pinwheel



Using your favorite way, make four (4) half square triangle squares of background and pinwheel materials. They should each finish at 3". Sew the four squares together to make your center pinwheel. This center square should finish at 6". Using your favorite way, make four flying geese. The geese should have a center out of the background material. One side should be your dark bright and the other side should be your medium bright. Check the placement so that the dark bright on your goose will match the dark bright in your pinwheel. See picture. Your geese should finish at 6" x 3". Sew a goose on two opposite sides of your pinwheel, making sure to match your dark bright material. Sew a 3 1/2" square of background fabric to each end of your remaining geese. Then sew these strips to your center strip. If you followed my directions and I wrote them correctly, you should now have a 12 1/2" unfinished block of the month to turn in at the next guild meeting. Remember to make at least one extra square to keep for your own millennium quilt. You can place the light, medium and dark wherever you want for your own quilt square. If you have any questions or it just won't work, please check the demo at the meeting or call Lois at 563-1411 evenings or weekends.

Suggested ways for making flying geese: Connector squares; pieced triangles; two half square triangle squares sewn together.

Suggested ways for half square triangle squares: Sewing triangles together; layering two squares, sew diagonal lines on either side of center diagonal, cut apart.

## Coastal Quilter Guild

### NEW Web page address:

<http://coastalquilters.mesanet.net>

### Membership:

Guild meetings are held on the second Thursday of each month at 7:00 P.M. at the St-Andrew's Presbyterian Church, 4575 Auhay, Goleta, Ca. Please car pool, parking is limited. Coastal Quilters Guild of Santa Barbara and Goleta is a non profit, educational and charitable organization. It is the purpose of the Guild to educate its members about the history and preservation of the art form of quilt making and its related topics. Also to learn new techniques, improve skills and to inform the community at large about our quilt making heritage.

### New Members and Membership Renewals:

Mail your membership form, check or Money Order for \$25 payable to: Coastal Quilters Guild, Inc.  
P.O.Box 6341  
Santa Barbara, CA, 93160  
Attn.: Membership.

### Coast Lines Newsletter:

Coast Lines is a monthly publication. The deadline for the newsletter articles is **fourth Monday** of the month for the following issue. Send articles to:  
Lynn Laughrin  
1224 E. Mason, Apt.B  
Santa Barbara, CA, 93103  
or via e-mail  
[radish@gte.net](mailto:radish@gte.net)

### **Coastal Quilters**

Guild, Inc.

P.O. Box 6341

Santa Barbara, CA, 93160

NON PROFIT ORG.

U.S. POSTAGE

PAID

Santa Barbara, CA

Permit No. 688

