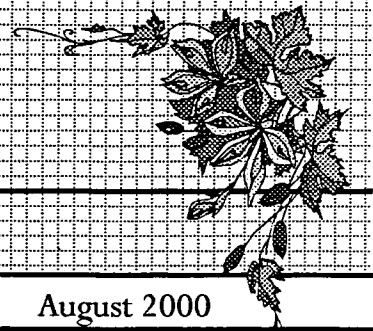


# Coast Lines



Volume 8 Newsletter for Coastal Quilters of Santa Barbara

August 2000

## August Speaker

### *This Month*

Our speaker/performer for August will be Elinor Peace Bailey. Elinor is a wild and crazy dollmaker from Oakland, California. She will share a terrific slide show of her working collection plus talk about her view of the creative process. On Friday, August 11, Elinor will teach her 'Dollmaker's Choice' workshop. First time dollmakers are welcome. Supply lists and pattern order forms will be available at the August guild meeting. See Betty Kelley or Joann Conklin.




## September Speaker

Elly Sienkiewicz, our guest speaker for September, has fueled 15 books on appliqué, both fine and folk. We are delighted that Elly's busy schedule this year includes a lecture and two workshops for Coastal Quilters Guild. Sign-ups for the September Elly Sienkiewicz workshops will be at our August guild meeting.



## Group Display

The Santa Barbara DollFuns doll group, affiliated with Coastal Quilters, has become one of our fastest growing interest groups. In August the display area will feature their Challenge Dolls. Who would have guessed that, in just a couple of years, this group would take off and become one of our most active groups! It is a testimony to the variety of branches the tree of creative sewing can sprout. Bravo, to the members, to their delightful inspirations, their contributions to charity and for their enthusiasm in bringing Elinor Peace Bailey's program to our guild.



There are a few workshop openings remaining:  
Elinor Peace Bailey on August 11th  
Elly Sienkiewicz two workshops, Sept. 14th and 15th.  
Call Joann Conklin 967-0095.



## inside this issue:

<i>President's Message July Show and Tell</i>	2
<i>Our Guild this Month Challenge 2000!</i>	3
<i>Library Corner</i>	4
<i>Creative Input</i>	5
<i>Volunteers 2001 Calendar of Events</i>	6
<i>September Workshop Community Quilts Empty Spools Pick-Up Charms</i>	7
<i>Travelers Guide Help Wanted</i>	8
<i>July Door Prizes August Birthdays</i>	9
<i>Board of Officers 2000 Creative Sewing Tip</i>	10
<i>Block of the Month</i>	11
<i>Membership Information</i>	12



## Book Sale Donations

Our tables will be full of good books for good prices at the September meeting. The August meeting will be your last chance to donate books you no longer need to the book sale. You will be helping the Guild add fresh new titles to our library. Many thanks for remembering. If you need pick up service, call Joyce Ball at 964-0144.

## President's Message



Hello Quilters.


Leroy and I had a wonderful trip to Sisters Oregon and we were completely overwhelmed with the show. Imagine a town about the size of Carpinteria with quilts on every street, in every restaurant and shop, and down every alley and back yard. It was swarming with people, everybody friendly and happy. That seems to be the norm for gatherings of quilters. You can talk to anybody and have something in common. There were some fantastic quilts. We haven't yet developed our film, so I couldn't tell you what they looked like. By the time we'd seen all 2000 or so quilts, we were over stimulated, and could barely drag ourselves back to our motel room. We stayed in Bend, and my friend Martha from Coeur d'Alene, Idaho met us there. It was a wonderful time.

The next excitement in my life is that my son is getting married. And guess when? The week end after our quilt show. (At least he didn't choose the same week-end.) This is motivation for me to finish my quilt show entries really soon, because he wants me to make his wedding suit...and out of velvet. I hope you all have such great motivation. It's amazing how fast October is approaching.

Well I hear that I missed a great speaker last meeting. Thanks to Susan West for keeping everything running smoothly. I am looking forward to Eleanor Peace Bailey next meeting. I am signed up for the workshop and hope to get the time off to take the whole thing this time. Last time I took a workshop

I had to quit early and go to work. Isn't it just irritating when work gets in the way of quilting.

The quilt show is progressing with great organization. Those of you who did not get your picture in with your application, please do so as soon as possible. The picture helps with the set up and gives the committee something visual to work with. After all, we quilters are quite a visual lot aren't we. I believe that our historian, Lorraine Miner, is still willing to take pictures of your quilt if you bring it to the next guild meeting.

Boy, this being on vacation sure takes it out of a person. I hope I haven't forgotten anything. See you in August. The "DollFuns" challenge dolls will be displayed as our group of the month. Be ready for a fun and funny meeting. **Ranell Hansen** 

---

Show and Tell - July 2000

Thank you for sharing your quilts.  
Bravo! for `first quilts.'

---


**Denise Lessels** Marianne's Taffy and Links for Lorna, **Ingrid Engmyr** Baby quilt, **Colby Kline** Cowboy boots, **Liz Harper** Contemporary Doll Collector magazine w/ picture of one of her dolls **Eilene Cross** (title unknown), **Isabel Downs** First quilt - 1975, **Carol Barringer** Ms Lolli Bore & The Salad Sisters, Dance to their own Beet, **Lucy Harville** First quilt - 1990, **Barbara Gregoire** Her first flower garden quilt, **Barbara Asp** First quilt, **Liz Turner** Fly Away Airplanes, **Martha Adams** Son's quilt, **June Brandon** First quilt, Sun Bonnet Sue, **Lillian Hersh** First quilt Night and Noon, **Sandy Turalbean** First quilt - Double Wedding Ring, **Claire Hemke** First quilt - 12 patch sampler, **Darlene Mowry** First quilt, **Denise Lessels** Lauren's baby quilt, **Kathie's** baby quilt, Patchwork pillow, **Desiree Cook** Scrap quilt.

## Challenge 2000!

Bring your **SMALL** quilts for the **Challenge** to Blue Island Quilts the week of October 9<sup>th</sup>. (Shop hours are 10am – 6pm) If you can't make it ahead of time, I'll be at the door of the October CQG meeting to accept entries. (There will be an entry form in September newsletter.)

For the **New Zealand** exchange, bring your small projects to Blue Island Quilts by August 15, so I can send them off in time for their exhibition.

Start



Finish

*Wish you were here!*

### Coming in the Fall...

Oct. 9 Guild Challenge Drop at Blue Island


Oct. 12 Guild "Wish You Were Here" Challenge

Nov. 11 Kelly Gallagher-Abbott "Crazy Quilting"

For more information on the workshops,  
contact Betty Kelley or Joann Conklin.

For more information on Programs,  
contact Susan West by phone.

## Our Guild this Month



**Aug. 10** Guild Meeting @  
St. Andrew's, 7:00 p.m.

Elinor Peace Bailey, guest  
speaker. DollFuns doll group  
will display their art work.

**Aug. 15** Deadline for special  
New Zealand Postcard  
Challenge Exchange  
8 1/2" x 11" (see Kristin Otte.  
This is a separate project from  
the "Wish you were here!"  
Guild Challenge)

**Aug. 15** Quilt Show  
Committee meeting, Samar-  
kand Craft Room, 7 pm

**Aug. 16** Guild Board Meeting,  
Samarkand Craft Room, 7 pm

**Aug. 28** Coast Lines Newslet-  
ter deadline for Sept. issue.

**Sept. 11** Boutique entry  
forms due.

**Sept. 14** Guild Meeting @ St.  
Andrew's, 7:00 p.m.

**LIBRARY BOOK SALE**  
Elly Sienkiewicz, guest  
speaker.


### Workshops:

**Aug 11** Elinor Peace Bailey -  
"Dollmaker's Choice"

**Sept. 14** Elly Sienkiewicz  
"Burst Into Bloom-Twelve  
Easy Ways"

**Sept. 15** Elly Sienkiewicz  
"Splendid Theorem  
Appliqués"





## Library Corner

One of the advantages of having a Guild library is the opportunity for members to have access to expensive quilt books they wouldn't feel justified buying for themselves. In April we bought *SILK QUILTS* and this month we have Jinny Beyer's *DESIGNING TESSELLATIONS*. Jinny, in her usual meticulous way, shows you how you can make those amazing interlocking designs that spread magically across a quilt. M.C. Escher, of course, is a primary inspiration. More than 2000 color illustrations analyze tessellating designs and Jinny walks us through.

We've also added Jinny's *COLOR CONFIDENCE FOR QUILTERS* which helps show how with a master pallet you can blend any colors to create visual excitement in your quilts.

C&T Publishing has started a new series on the art and inspiration of gifted quilt artists with the first volume: *ART & INSPIRATION: RUTH B. MCDOWELL*. Ruth reveals in her direct and personal way how she arrived at the summit where we find her today. Many beautiful photographs and her own descriptions of her artistic process and progress lead to an understanding of her quilting philosophy.

*THE BEST OF BALTIMORE BEAUTIES* by Elly Sienkiewicz is now ours.

95 full-size patterns for album blocks and borders taken from her previous 15 books. Are joined by some new designs. References to earlier titles for construction details pose little problem since we have a good supply of these titles. As we have come to expect, Elly's careful and deep research fills this volume with rich historical detail.

If you were at Joe Cunningham's lecture and workshops last month, you will be glad that we have *QUILTING WITH STYLE: PRINCIPLES FOR GREAT PATTERN DESIGN* that he has written with Gwen Marston. Whether you quilt by hand or machine, these master quilters and historians show how to draft quilting patterns, how to mark them, and how to choose and quilt designs that will fit your quilt. They emphasize that you can make quilts and quilting designs any way you want and they give you the basic knowledge to do it.

With our upcoming challenge in mind, we have purchased Valerie Hearder's charming *BEYOND THE HORIZON: SMALL LANDSCAPE APPLIQUE*. She introduces you to her unique method of creating miniature fabric landscapes with a "cut and collage" approach that combines hand appliqué and fusible appliqué techniques with stamping, embroidery, and beading embellishments. Checking this book out is worthwhile alone for the quotes she includes at the beginning of each chapter, the shortest of which is, "Do not fear Mistakes—there are none." Miles Davis


Happy quilting.  
Joyce Ball



## Creative Input for People Who Needle

If I think too much about creativity, off times I just draw a blank. What it is, where it is, or will ever return leads me nowhere. To define it is like looking for a lost needle. After all, I assume we all want to be creative in our quilting or crafting, expressing our feelings outwardly in a piece of art, in any number of media forms. I joined the Guild to continue on the path of creativity. Did you? Hear it? "I want to be creative... I want to..." Perhaps, that is where we get stuck in our creativity. I don't claim to be an expert on creativity, but occasionally it even happens to me. "I did it and it is just the way it's supposed to be!" It sure makes me feel good, and then I move on to another project, challenged, refreshed and somehow renewed by the excitement of the last creative endeavor. I want to have flashes of creative inspiration again and again, it's a rush.

Meanwhile, if the next project doesn't present itself in a hot flash, dream or shower scape sans 3 cups of coffee, I've learned to comfort myself with feeding the creative store house. Build up the memory bank! That's when I pour through books, magazines, source materials on design, fabrics, ethnic rugs, from paint samples to fractal patterns in nature. There's time to dabble with watercolors, colored pencils, play with scraps of pretty origami papers, doodle, browse quilt block patterns and fabrics. Time to cozy up with books, seek wide open spaces and secret spots of beauty. Time to try new tastes, listen to different songs, take off the sun glasses, go for a walk.



Every endeavor that inspires has to come from somewhere. Those combinations of fantastic synaptic flashes, bits of sights and sounds that combine in unique ways in our brains, we call collaborative and creative expression. These combinations of exciting ways to view, hear or experience something seemingly new, yet familiar and "Oh, so interesting," are fulfilling to at least one of the senses and to the spirit. What I'm getting at here is a pep-talk for creative thrill seekers. To continue to be creative, to seek creative expression in your chosen artistic media, whether it be any form of artistic expression, paint, clay, fabric manipulation, combination of media forms culminating in quilts, wearable items, beautiful needlework, fabric sculpting and all expressions thereof, all the information you can accumulate in source material does its magic on you!

Whenever you feed your mind, beautiful images, in turn, are reflected in your art. Whenever you look for color, design, harmony, balance, texture, scale, line, subject, motif, focal point and pattern you stock your creative storehouse. More and richer creative experiences lie in your future. Sources are everywhere. Develop new ways of seeing by making time to discover the joys of entertaining beauty in all its artistic forms. Take art classes, try new media forms, visit museums, discover photography by great artists, look for beauty in every thing, feed your brain with new images that bring joy and share your enthusiasm with friends.

You will still be surprised the next time you have a creative flash, that peak of excitement that tells you 'the path is straight to your goal of pure artistic expression.' It was developing all the time, inside your own creative mind, by you and just for you, it's purpose -- to bring joy! Happiness is a hot creative thought!


Lynn Laughrin—Editor



## Service Volunteers for 2001...



**W**hen you have the burning desire to make new friends and participate fully in Coastal Quilters Guild, the most natural avenue is as a volunteer. Joining together with a friend of two and sharing a task in service of the guild's programs and events has worked well for our members.

So don't be shy...if your friend has already volunteered for a position for next year, why not offer to help her out. Two heads and four hands make tasks easier for everyone. Travel or missed events need not be a problem for our Board or Officers when there are helpful backup buddies to keep a task on course. This applies to every job in our guild. So don't worry about going it alone when you volunteer, we endeavor to support each other for guild events and programs. Throughout the new year there are also opportunities to help out at special events, membership teas, trips, workshops, exchanges, or with other smart ideas our members dream up. You will certainly meet new people, make new friends through service, learn more about our community of quilters and the new directions they are pursuing. Out there among the volunteers are just the right contacts for learning new sewing or craft techniques and you can find them -- make life easier through volunteer service. Contact Nola Ferguson about 2001 nominations and volunteer service at (805) 984-5665. 

## Calendar of Quilt Show Events

---

**August 5 - 6** 3rd Annual Quilt Daze, Hosted by Yorba Linda Heritage Group & Yorba Linda Women's Club. Yorba Linda Community Center, 4501 Casa Loma at Yorba Linda Blvd. Info: Julie Astle (714) 777-2096 yljack2@aol.com

**August 11 - 13** San Diego Quilt Show, at the Concourse, Plaza Hall, 202 C Street, San Diego (new location). Info: (619) 443-2706. SASE P.O. Box 420148, San Diego, CA 92142-0148

**Sept. 9 - 10** Orange Grove Quilters Quilt Show, Orange County Fair Grounds, Costa Mesa, CA. Fund raiser to benefit Susan G. Komen Breast Cancer Foundation. Info: Barbara Purks bkpurks@aol.com or 16232 Wishingwell Lane, Huntington Beach, CA 92647

**Sept. 22 - 24** Quiltaway Weekend, sponsored by Traveling Quilters, Big Bear, CA Info: Lynn Crawford (760) 249-8869 or ljrcrawford@lan2000.net

**Sept. 30** Quilter's Home Tour, Nite Owl Quilters Guild, Upland, CA. Info: Karen Woodard 7963 E. Altair Lane, Anaheim, CA 92808, (714) 974-7357 or justquilts@aol.com

**Oct. 5 - 8** Tulare Historical Museum, "Vest of the Valley" regional show of quilts & wearable art 444 West Tulare St. Tulare, CA (559)686-2074 Info or entry: Bobbie More (559) 686-9152

**Oct 6 - 7** North Cities Quilt Guild 2000 Quilt Show at Cal State Fullerton, CA

**Oct 7** Simi Valley Quilt Show, Rancho Santa Susana Community Center, 5005-c Los Angeles Ave., Simi Valley, CA Info: Sheila Wirt (805) 527-9249

## September Workshops



Elly Sienkiewicz, our guest speaker for September, has been designing and making quilts, studying, writing and teaching quilt making for two dozen years. Her creativity has fueled 15 books on appliqué, both fine and folk. We are delighted that Elly's busy schedule this year includes a lecture and two workshops for Coastal Quilters Guild. Sign-ups for the September Elly Sienkiewicz workshops will begin at our July guild meeting.

The following is a brief description of both workshops. On Thursday, September 14, Elly will teach BURST INTO BLOOM-TWELVE EASY WAYS! This happy folk art project class is full-budded with appealing appliqué methods. Make a spring fresh pillow front, 'Dutch Bulbs a-Bloomin'. The pattern is from Elly's award-winning appliqué book, Appliqué 12 Easy Ways! Color it your way: Amish, water colored, homespun, 1930's--- whatever. Elly shares twelve sure-fire skills including transparency appliqué, grain placement, superfine self-stuffed stems and


curvaceous edges. Even design an optional paper cut frame to border this block with cutaway appliqué. The skill level for this upbeat class is confident beginner to advanced.

On Friday, September 15, SPLENDID THEOREM APPLIQUES! will be the workshop. Apply dramatic appliqué techniques to 'Wendy's Fruit Bowl' or another fruit block from Elly's book, The Best of Baltimore Beauties. These graphic album blocks teach light source, freezer paper on top or inside, print windows for realistic fabric use, and focus on antique theorem-style fabric shading using the new oil intensive Craypas Specialist pastels. Learn how to make fruit appliqués that look like old masters. The skill level of this workshop is confident beginner to advanced. (Elly suggested this workshop when she learned that our guild has a number of experienced appliqué members, but remember, this block would make a wonderful pillow or framed wall piece for those who are not working on a Baltimore Album quilt.)  
Susan West

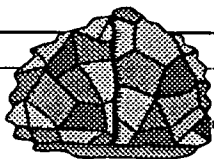
### EMPTY THREAD SPOOLS - give a spool and be cool!

Save those empty plastic and wooden thread spools, cones and tubes.

Community children's activity groups, schools and creative art projects can use them. Kids make cool race cars and collage projects among many of the craft projects for these items. Thank you for your contributions. There will be an empty container at the Guild Meeting for deposits. Lynn Laughrin



### CHARMS



We have two packs of charms for fourteen lucky people who didn't pick theirs up yet. See Joyce at the library table this month. She has your name on them.

### Community Quilts

No workshop will be held in August. Watch for a special announcement in September from Suzy Carter. We will resume our baby quilt project for high-risk newborns in the Fall.

## Travelers to the Southland

Travelers to the Southland might like to visit neighboring guilds. All the guilds have holiday events in December. Guest fees range from \$3 to \$5.

Camarillo Quilters Association, 2nd Tuesday, 9:30 am, The Orchid Room, The Orchid Professional Building, 816 Camarillo Springs, Rd., Camarillo

Aug. No Meeting

Sept. 12 Barbara Dieges

Oct. 10 Mary Masuda

Nov. 14 Round Robin Unveiling  
Liz Porter

Glendale Quilt Guild, 2nd Wed, 7 pm, Glendale Central Library, 222 East Harvard St., Glendale

Aug. 9 Mary Lou Rankin

Sept. 13 Mary Lou Weidman

Oct. 11 Linda Otto Lipsett

Nov. 8 Making Quilts for Those in Need

San Fernando Valley Quilt Guild, 2nd Mon, 7 pm, First Lutheran Church of Northridge, 18355 Roscoe Blvd., Northridge

Aug. 14 Silent Auction

Sept. 11 Mary Lou Weidman

Oct. 9 Lisa Anne Carrillo

Nov. 13 Laurene Sinema



Santa Clarita Quilt Guild, 2nd Thurs, 7pm, Santa Clarita United Methodist Church, 26640 Bouquet Cyn., Northridge

Aug. 10 To Be Announced

Sept. 14 Mary Lou Weidman

Oct. 12 To Be Announced

Nov. 9 Sandra Goforth

Heritage Valley Quilters, 1st Wed, 7 pm, Fabric Depot, 866 E. Main, Santa Paula (no guest fee)

Aug. 2 In House Program

Sept. 6 In House Program

Oct. 4 In House Program

Nov. 1 In House Program

Valley Quiltmakers Quilt Guild, 2nd Thurs, 9 am, Northridge United Methodist Church, 9650 Reseda Blvd., Northridge

Aug. 10 Gabrielle Swain

Sept. 14 Mary Lou Weidman

Oct. 12 Guild Installation

Nov. 9 Jan Krentz

## Short Term **Help Wanted** for Harvest of Colors Quilt Show

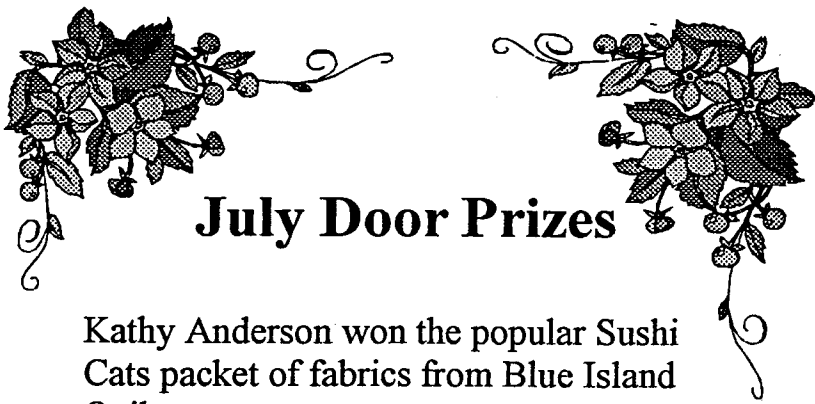
**Needed:** Experienced Quilters **For:** The Education Committee. **Required:** A desire to share your knowledge and love of quilting. **Tasks:** Create or Find Informative Posters and Helpful Handouts that answer questions and generate interest in learning the many facets of Quilting.

**Compensation:** The satisfaction and warm glow that comes with having contributed your special talent to a wonderful event.

**DON'T WAIT! VOLUNTEER NOW -- THESE TASKS ARE SMALL BUT IMPORTANT!**

Call: Celeste White, Ed. Committee Chair, 964-6362 OR E-Mail: celeste.white@gte.net





## July Door Prizes

Kathy Anderson won the popular Sushi Cats packet of fabrics from Blue Island Quilt store.

Joann McClaren won "A Husband's Guide to Quilt Appreciation" plus Steam a Seam donated by Grant House. Also in the prize packet was a Contemporary New York Beauty pattern book.

Marilyn Weal won 5 beautiful fat quarters from The Quilters Cupboard of Atascadero, a set of Sulky Stabilizers and a quilt book.

Joann McClaren won the generous donation from Heartwarmers Mercantile in Ojai. The prize was a \$25.00 gift certificate and fat quarters.

Judy Rys won a Color Wheel from K1 P2 of Ventura, 3 fat quarters and a Santa Barbara Coastal Quilters coffee mug.

Sandi T. won fat quarters from the Fabric Well in Oxnard, a Sulky stabilizer packet and a book.


Joann McClaren also won a great set of gifts from Betty's Fabrics. A pattern book and 5 fat quarters.

Val Cattoi won a Dritz travel size grid and rotary cutter.

Summer is flying by. Marie V and Liz H

## August Birthdays

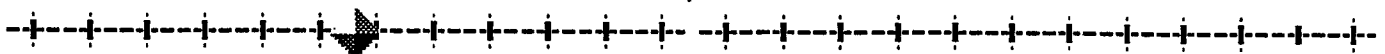
Robin Ruge	2
Kit Tuthill	2
Jean Kalman	3
Janet Berlin	7
Susan Bezek	7
Kathy Anderson	10
Helena Kennedy	16
Linda Estrada	17
Elizabeth Hensgen	17
Karin Cooper	25
Marty Frolli	25
Lynn Laughrin	26
Cathy Rampton	28
Anne Blackwell	28
Carol Barringer	29
Ingrid Bergere	29
Pat Stanovich	29
Nancy Horii	31




Camarillo Quilters pass this on:

### Fat Quarter Facts:

**1** fat quarter equals **99** 2" squares, or **56** 2 1/2" sqs., or **42** 3" sqs., or **30** 3 1/2" sqs., or **20** 4" sqs., or **16** 4 1/2" sqs., or **12** 5" sqs., or **12** 5 1/2" sqs., or



## Great Opportunity to Sell Your Quilts




Hello Guild Members,

My name is Desiree Cook and I am going to chair the 2nd Annual Holiday Quilt Sale & Boutique 2000. I was fortunate to be a vendor last year and it was a very positive experience. I was not a member of the Guild and I was so inspired by the talented people who were there selling their quilts, I knew at that moment I wanted to be member. In order for me to feel good about joining though, I needed to learn to quilt. I took a stab at it and last month showed my first quilt. I have entered a quilt that I am very proud of in the Harvest of Colors Show.

That is enough about me...Lets talk about you! I am still looking for people interested in participating in selling their handmade items on Saturday December 2, 2000. I would like to encourage satellite groups, quilt buddies, mother/daughters etc., if you are alone and do not feel you may not have enough items to fill the space, let me know this...I will try to hook you up!

You can contact me if you have questions, concerns or you just want to talk... phone/fax 957-2035 or email [dपालcuba@gte.net](mailto:dपालcuba@gte.net)

Thanks, Desiree Cook



July's Block of the Month Winner:  
Martha Adams



## Board and Officers 2000

President: Ranell Hansen  
Vice Pres. Workshops: Betty Kelley, Joann Conklin  
Vice Pres. Programs: Susan West  
Vice Pres. Future Programs: Norah McMeeking  
Recording Secretary: Michelle Peerson  
Corresponding Secretary: Jane Harrah  
Treasurer: Judy Stanton  
Parliamentarian: Isabel Downs  
Block of the Month: Evening Star Satellite Group  
Challenge Quilts: Kristin Otte  
Community Quilts: Suzy Carter  
Coast Lines Newsletter Editor: Lynn Laughrin  
Newsletter Layout: Marlene Pearson  
Newsletter Distribution: Gladys Brown  
Door Prizes: Elizabeth Harper, Marie Voyles  
Historian: Lorraine Miner  
Librarian: Joyce Ball, Gail Tinsley  
Membership: Diane Eardley  
Nominations: Nola Ferguson  
Satellite Groups: Beth Jones  
Southern California Council of Quilt Guilds:  
Lora Martin, Oleta Bennett  
Telephone: Harlene Bailey  
2000 Opportunity Quilt: Karen Pickford  
2000 Opportunity Quilt Tickets: Carol Meyer  
Hospitality: Ingrid Engmyr, Martha Adams,  
Ruth Walters  
Special Events: Judy Miller, Judy Stanton,  
Anne Braddock

## Creative Sewing Tip...

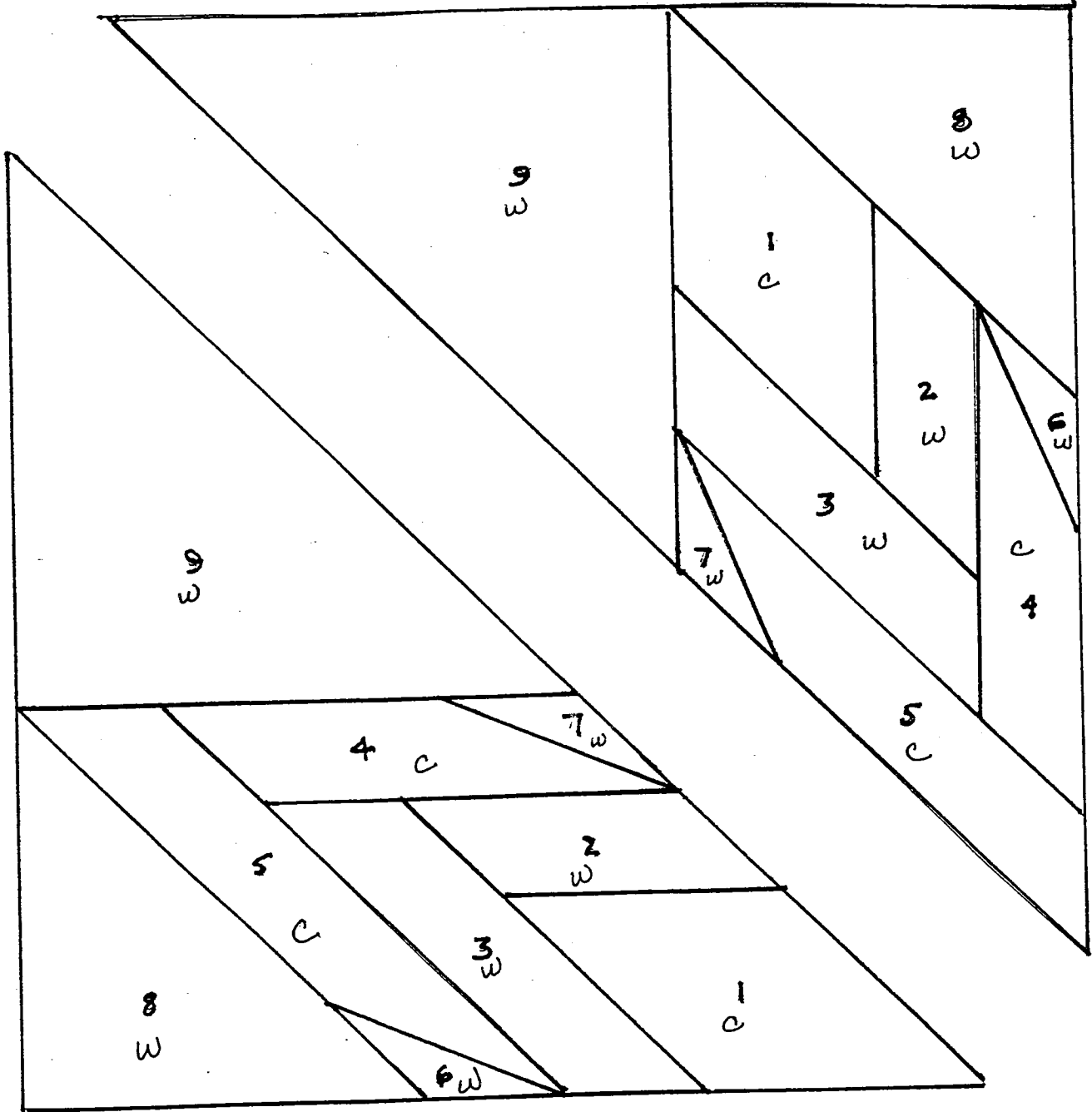


Who says borders have to be the same all around the quilt. Other factors such as design motif, color scheme, spacing, quilting, etc., can tie borders together. Experiment with piecing or applique for border designs on each one of the 4 four borders. It's a good way to use up scraps or blocks. You can unify the design, if that is your objective, with color schemes or repetitive elements. Take your creativity right out to the edges, when needs be and the spirit moves you!

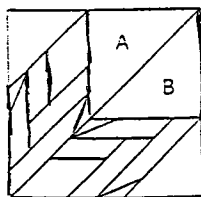


# Block of the Month August 2000


Ohio



Finished block  
12" x 12"



Make 4.



Paper Pieced

C = colored fabric  
W = white fabric

Colored fabric  
Should be purple  
or teal

**Guild Web Page Address:**  
<http://www.coastalquilters.org>



**REMINDING our Members...**

**Aug. 15** Deadline for special New Zealand Postcard Challenge Exchange 8 1/2" x 11" see Kristin Otte. This is a separate project from the "Wish you were here!" Guild Challenge

**Entry Form deadlines:**

**Sept. 11** Boutique items-entry forms due to Nola Ferguson

**Sign up for summer workshops:**

see Betty Kelley or Joanne Conklin

**Aug 11** Elinor Peace Bailey - Dollmaker's Choice

**Sept. 14** Elly Sienkiewicz - Burst Into Bloom-Twelve Easy Ways

**Sept. 15** Elly Sienkiewicz - Splendid Theorem Appliqués"

**Coming in the Fall...**

**Oct. 9th** Guild Challenge Drop at Blue Island

**Oct. 12** Guild "Wish You Were Here" Postcard/small quilt Challenge

**Nov. 11** Kelly Gallagher-Abbott - Crazy Quilting

**New Members and**

**Membership renewals:**

Mail your membership form, check or Money Order for \$25 payable to: Coastal Quilters Guild, Inc.

P.O. Box 6341, Santa Barbara, CA 93106

Attn: Membership

Guests: \$5.00

***Coast Line* Newsletter**

This is a monthly publication. The deadline for the newsletter articles is the **fourth Monday** of the month for the following issue. Send articles to: editor Lynn Laughrin  
1224 E. Mason, #B  
Santa Barbara, CA 93103  
[radish@gte.net](mailto:radish@gte.net)

**Membership**

Guild meetings are held on the **second Thursday** of each month at 7:00 P.M. at St-Andrew's Presbyterian Church, 4575 Auhay, Goleta, Ca. Please car pool, parking is limited.

Coastal Quilter's Guild of Santa Barbara and Goleta is a non profit, educational and charitable organization.

It is the purpose of the Guild to educate its members about the history and preservation of the art form of quilt making and its related topics. Also to learn new techniques, improve skills and to inform the community at large about our quilt making heritage.

**Coastal Quilters Guild**

*P.O. Box 6341*

*Santa Barbara, California*

*93160*



NON PROFIT ORG.  
U.S. POSTAGE  
**PAID**  
Santa Barbara, CA  
Permit No. 688