

Coast Lines



Volume 11

Newsletter for Coastal Quilters of Santa Barbara and Goleta

November 2000

November Program:

Does your fabric stash consume every closet in the house and half of the garage? Does your family insist on eating dinner at the very table on which you have arranged your next quilt's color palette? Whether you are tidy or not, this month's program will inform and amuse you. Our November speaker, Kelly Gallagher-Abbott, is a quilter, fabric and quilt designer, author, publisher, and quilt business owner. Kelly was one of the quilters involved with the movie How to Make an American Quilt and has been fea-

ured on the television programs Simply Quilts and Aleen's Creative Living. Kelly will take us on a 'Sewing Room Tour' through 35 plus sewing rooms. Hints and problem solving techniques abound, as well as humor and sound reasons as to why we can better create in an environment that is a tad chaotic. This evening promises something for everyone, including a brief introduction to crazy quilting, the topic for Kelly's Saturday, November 11, workshop. Call Joann Conklin ASAP if you are interested the Crazy Quilt workshop.

Inside this issue:



President's Message	2
January Workshop	
Membership Renewal	
December Challenge	
Calendar of Events	3
Our Guild This Month	
November Workshop	
Library News	4
WEB Site Request	5
Opportunity Quilt	
Painting With Fabric	6
Newsletter Matters	
The Supper Quilt	
Challenge Wrap Up	7
Charity Auction	8
Slate for Chair 2001	
Fiber Facts	
October Door Prizes	9
November Birthdays	
Holiday Boutique	
Tote Bags	10
URGENT BOM	
Block of the Month	11
Membership Info.	12
Address	

November Crazy Quilt Month


Everyone in the guild is invited to bring a crazy quilt to the November meeting for show and tell. It can be an antique quilt belonging to someone else, or one you have made yourself. It can be traditional or contemporary. Any size, any shape, in any condition, and any degree of craziness. It will be fun to see how many crazy quilts we can bring!

Quilt Show

... a pause for success!

What a wonderful show. Everything went so smoothly, thanks to all the creative input and labor of our members. At the November meeting, kudos and winners will be announced. What's important when we say "Whew, another great show," is that we remember to thank, in person, all the participants and volunteers. See you at the November 9th Meeting.

● Leslie Hogan You're
Great work on OUR quilt show 2000



Holiday Boutique is set for the first weekend in December. See page 9 for details.

President's Message:



Hello Quilters

Just a short message to say "WOW!" I cannot express in words how impressed I was with our quilt show, and how proud I am to be a part of the Coastal Quilter's Guild. With over 2000 people in attendance, Our biannual quilt show is gaining a reputation for excellence. To all whoworked so hard to make it a success, THANKS YOU! And congratulations to all of you who exhibited quilts at the show for your creativity and skill. You have shown the community your best, and it just keeps getting better!

Ranell Hansen, President.



Ruth McDowell Workshop January 11 & 12

At our November guild meeting sign-ups begin for a very special 2-day 'Planning for Piecing Workshop' with Ruth B. McDowell. From one of the expert machine piecers of the world, author of the book, *Piecing- Expanding the Basics*, C&T Publishing, 1998, learn some tricks to enhance your own pieced designs. We will look at the piecing of traditional blocks, and designing original blocks. Examples of blocks adapted from freehand sketches will be discussed, and some solutions to technically complicated constructions explored. This workshop requires

2

Ranell's Year-End, Show & Tell Challenge

Bring quilts, or other items, you have made with this year's Star Blocks (Blocks of the Month) to our December meeting for Show and Tell!

Membership Renewals:



The December newsletter will have the application for membership renewal. **Renewals begin **AFTER** December 1st.** Please do not send a check before then because there will be a new membership chair, and it is very important that you submit your check with a completed application form to insure that the proper information is available for the telephone directory.

basic sewing skills. Supply lists will be available at the November guild meeting. This workshop will be Thursday and Friday, January 11 and 12. The workshop cost is \$60. This workshop, sure to fill quickly, was booked two years ago due to Ruth's very busy teaching schedule.



Calendar of Events

Nov 2000 - Feb 2001

Nov. 10-12 Afro-American Quilters of Los Angeles, Quilt Show 2000, Carson Community Center, Carson, CA

Nov. 10-11 High Country Quilters' 'Harvest of Quilts' 2000, Fri. 12-8pm, Sat 10-5pm, \$5, seniors 62+ \$4, Essex House Hotel/Convention Center, 44916 10th St. West, Lancaster, CA.

Info. (661) 264-4441 or e-mail: sanjeans@earthlink.net

Dec. 9 Pine Needles Quilt Guild Holiday Home Tour & Boutique, 12-4 pm, boutique opens, \$7.00 advance tickets. SASE Pine Needles Quilt Guild P.O. Box 2800, Wrightwood, CA 92397

COMING IN 2001.....

Jan. 11-14 Road to California Quilter's Showcase, Ontario Convention Center, Ontario, CA. Admission: \$10, with readmission privileges. Sunday only \$5.00. Children under 12 free.

Jan. 20 SCCQG Mtg. hosted by Orange County Quilters Guild, Topic: "How to start a Quilt -related Business, Panel discussion.

Jan. 25-27 Ojai Valley Quilt Show. 10-4 daily. Advance \$6, at the door \$10 for 3-day show & trolley pass. Husbands FREE. Ojai Valley Museum Vintage Quilt Display, restaurant discounts. Advance tickets: send \$6 per ticket, self-stamped envelope to OVCC. P.O. Box 1134, Ojai, CA 93024 or call (805) 646-8126.

Feb. 24-25 South Bay Quilters Guild Show, Torrance Cultural Arts Center.

Our Guild This Month:



Nov. 9 Thursday - Guild Mtg, 7:00pm, St. Andrew's Church Guild elections; bring crazy quilts for Show & Tell Program: Kathy Gallagher-Abbott, "Sewing Room Tour"

Nov. 11 Saturday - Crazy Quilt workshop with Kathy Gallagher-Abbott

Nov. 15 Wednesday - Board Mtg., Samarkand Craft Room, 7:00pm

Nov. 18 Saturday - Community Quilt Workshop, last one of the year, Samarkand Craft room, call Suzy Carter.

Nov. 24 Friday -Coast Lines deadline for Dec. newsletter.

Coming Attractions:

Dec. 14 Thursday - Guild Mtg: 7:00pm, St. Andrew's Church
Year-End events: Bring quilts & items made with this year's BOM stars; Installation of new Board and officers, & surprise program


November Crazy Quilt Workshop

THERE IS STILL ROOM
in the Crazy Quilt Workshop
on Saturday November 11.

Contact Joanne Conklin
967-0095

for more information.





Fellow Enthusiasts,

Here follow all the books I purchased at the Quilt Show! Our wonderful book sale in September prompted me to have a free hand. I hope you like them. Because there are 13 of them, the description of each will be necessarily brief.

SIMPLE BLOCKS MAKE SENSATIONAL QUILTS

by Winnie S. Fleming. This is actually a guide for scrap exchange groups that trade blocks. Lots of tips for doing that and lots of simple, pretty block settings.

TWO COLOR QUILTS

By Nancy Martin. A replacement copy for our red and white, blue and white book that disappeared.

A QUILTER'S ARK by Margaret Rolfe. More than 50 designs of animal blocks-all foundation-pieced. Patterns included.

LOG CABIN WITH A TWIST

by Barbara T. Kaempfer. The twisted log cabin technique with its limitless possibilities leads to swirls and optical illusions very much like kaleidoscopes.

HEN HOUSE by Sharlene Jorgenson. A chicken coop and chickens log-cabin Pieced can be made into a quilt or a chicken pincushion. Better find some chicken wire fabric!

CREATIVE COTTON CHENILLE

by Marjorie Webb and Sandra Noah. Layers of homespun cotton make a vest, jacket, tote, rug and pillows. Our first chenille book.

CHENILLE ON THE RUN by Sandra Noah.

14 appliqué designs made of chenille to appliqué on sweaters, jackets, bag, etc. The "on the run" means this is for ladies in a hurry who only want to try a bit of chenille.

TWO FOR YOUR MONEY by Jo Parrott.

Plans for 20 quilts-10 primary quilts and 10 to be made from the leftover cutaway scraps.

COXCOMB QUILT by Donna Hanson Eines.

A 4-block quilt, a pillow, a table runner made from bold designs in red and green with touches of gold and tiny background quilting lines a quarter of an inch apart reminiscent of the coxcomb quilts of the 1800's.

ENCYCLOPEDIA OF APPLIQUE

DESIGNS by Barbara Brackman. Includes 1795 patterns numbered and indexed and illustrated. Both traditional and modern designs, grouped according to their shape.

THE ULTIMATE SUNBONNET SUE

COLLECTION from Leisure Arts contains 24 full-size quilt blocks with Sue very busy with her chores and with her leisure time.

BUTTERFLIES IN THE GARDEN

by Pat Andreatta. Spiral-bound, a kind of Butterfly Baltimore album. Twelve full-size designs, a large medallion, and a border pattern will make a beautiful quilt of 14", 16", or 18" blocks and a 28" center medallion- or you could use the designs separately.

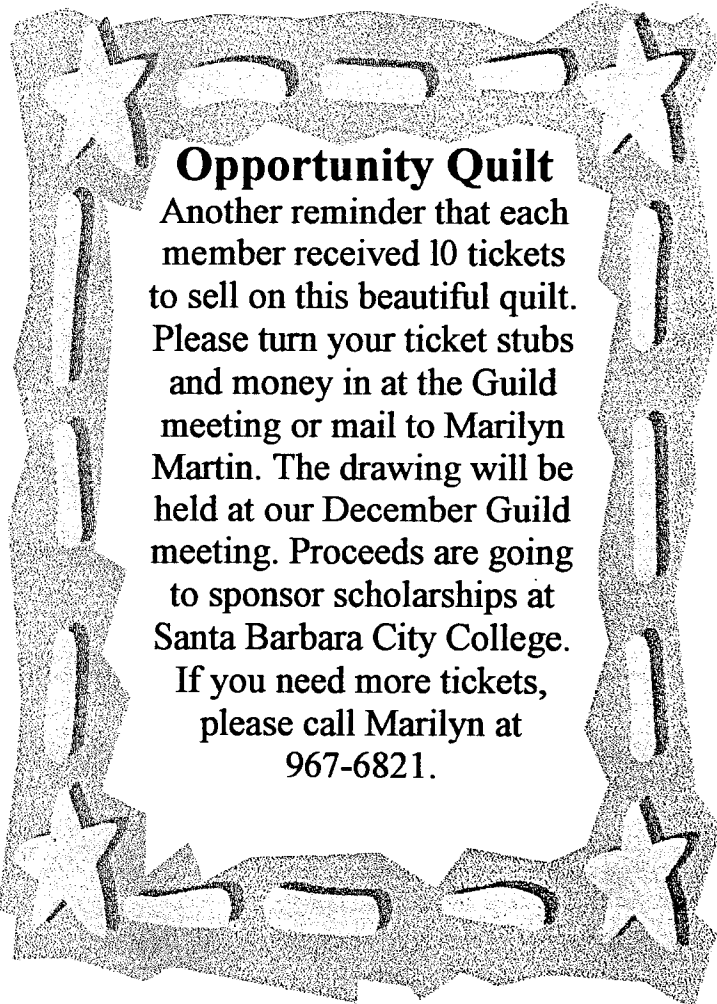
CQ Web Site needs Pics... Holiday Quilt Show



Our Coastal Quilters Web site will host a Holiday Quilt Show. Hanukkah, Kawazaa, Christmas, New Years, and any other holidays that occur from December 2000 through January 2001. Megan Miley will post them on the Guild web site: <http://www.coastalquilters.org>

Send photos of your quilts, along with a self-addressed, stamped envelope to: Megan Miley
1110 Via Regina, Santa Barbara, CA 93111. Or, you may send a digital picture to her e-mail address: Megan@silcom.com

It will be a treat to quilters, friends and family to view your quilts on the internet from distant places. We look forward to their comments.



Community Quilts



The last Community Quilt Workshop of the year will be on Saturday, November 18 at Samarkand's Craft room. The project: Neo-Natal Quilts for high risk infants at Cottage Hospital is a worthy and lovely gift from our guild to both infants and parents. The parents will be able to recognize their infant when their quilt is draped on the bed. Members who are preparing baby quilts from kits (available at the October meeting), please contact Susy Carter. We will be giving the quilts to the hospital representative at our December meeting.

Painting With Fabric and Thread" Class



Taught by Carol Barringer
Nov. 11, 2000 (Saturday), 9 am-5 pm,
at Grant House, Magnolia Plaza

You voted for Isabel's Challenge quilts! Now learn how to do it yourself! **What you'll need:** sewing machine with zigzag, darning foot or "big foot," walking foot. Pictures, at least 6, that appeal to you; fabrics (small amounts) and lots of threads in light, med, dark, that support the pictures; thermolam or other thin firm batting (1/2 yard); fusible web; and the "fun stuff:" beads, shells, textured fibers, silk flowers. Many materials provided. **Fee:** \$65.00, register in advance at Grant House. Minimum class size is 3, maximum is 6 to ensure that everyone gets quality attention.

"The Supper Quilt" is coming to Road to California

The Road to California Quilter's Showcase will be held in Ontario at the Ontario Convention Center, January 11 - Jan 14, 2001.

Carolyn Reese, executive director of the Road to California Quilter's Convention has announced that "The Supper Quilt," made by Don Locke of Waxahachie, Texas, will be featured at the show. This masterpiece contains over 51,000 one-half inch squares and recreates in fabric the painting, "The Last Supper," by Leonardo di Vinci. Don spent over 2 1/2 years making this quilt using a Singer Feather-weight sewing machine. Many of the 350 fabrics used, were hand-dyed to obtain the correct color to replicate the painting. In addition, many other exhibits featuring both antique and contemporary quilts will be featured to augment the contest quilts. The "Supper Quilt" and many of the vendors have not been on the west coast before this show.



Newsletter Matters

Please e-mail your submissions for the December Coastal Quilter's Newsletter before November 24th.

Board Members, please send articles
As Soon As Possible after the Board meeting.

Thank you for your help.

Lynn and Marlene

A photo of
The Supper Quilt
quilt can be seen in the
October Quilters
Newletter Magazine
Page 8



Challenge Wrap-up

THANK YOU to all the participants of the Challenge 2000. Our turnout was great - we had a total of 51 quilts entered at the October meeting. The variety of responses to the small, postcard & miniature requirements was tremendous - each of us had her own ideas & vision. I am especially grateful to the New Zealand Coastal Quilters for answering the call & sending us such quality work. The public enjoyed the display of Challenge Quilts at the Harvest of Colors & we received many comments on them.

Our prizes this year were \$150 in gift certificates donated by **Blue Island Quilts** and five certificates for Mettler's Quilting Essentials donated by **Grant House Sewing Machines**. We thank them for their support.

Can you Help?

Quilts are needed for the Charity Auction to benefit Breast Cancer Research. The auction will be held on Sunday, January 14, 2001 at the Road to California Quilter's Conference at the Ontario Convention Center in Ontario, CA. The auction will be announced on radio station KOLA 99.9 and posters will be placed in cancer treatment areas of hospitals throughout Southern California. Please help us by donating a quilt to the auction so we can all fight breast cancer. To donate, please call Judy Wood at (310) 532-6645.

The winners were:

Buck Island, St. Croix Isabel Downs
Oh My Stars Joann Conklin
Tropical Sunset Isabel Downs
Time to Move On Isabel Downs
Small Talk June Gerrard
Remembering Ireland Marty Frolli
End of Summer at Big Lagoon
Diane Eardley
Star Quest Zetta Hanna
This Scene is on the South Island
Melissa Anderson, New Zealand

Kristin Otte




Did you know:

'Tambour' is the type of Redwork done in a chain stitch.

The optional, traditional colors are green, blue or black embroidery threads.

Challenge:

What colors could we use in the 21st century?



Fiber Facts for Crazy-Quilters

Today we see crazy quilts made of a variety of fabrics, some from natural fibers, with man-made fibers (rayon, polyester) finding their way into modern crazy quilts. The originals were primarily collections of precious fabrics such as silk, silk ribbons, silk brocades, cotton or wool lace and fine wool fabrics. Fabrics were chosen for their color, pattern, richness and personal significance. It is generally thought that introduction to the West of Japanese arts, crafts and textiles around 1860 gave rise to this form of patchwork. Many Japanese motifs can be found in the early embroidered quilts--fans, cranes and other Oriental imagery. By 1876, coincident with the United States Centennial Exposition in Philadelphia, crazy quilts were touted as "the perfect textile embodiment of Victorian taste for exuberant decoration," according to Janet Haigh, author of Crazy Patchwork. "The needlecraft was so popular in the United States that merchants packaged fabrics with diagrams of motifs ready to copy and stitch onto the fabric, and advertised them in the popular press." The simple patchwork allowed Victorian ladies a canvas to show off their beautiful embroidery stitches. Most tops, too heavy when finished to include batting, were tied or tacked to a luxurious backings of silk, velvet or brocade. Many were celebratory in theme and consisted of a fabric record of a person or event. Patches were lovingly embroidered with initials, names and symbols such as flowers. The Victorians were fascinated by visual symbolism which held a hidden language of meaning for those who understood it's significance. Since the patches were usually appliquéd

Slate of Officers and Committee Chairs - 2001

President - Diane Eardley
Programs - Norah McMeeking
Workshops - Kristin Otte
Future Programs - Robin Ruge
Recording Secretary - Linda Hanna
Corresponding Secretary - Evelyn Gorrindo
Treasurer - Michelle Peerson
Parliamentarian - Ranell Hansen
Block of the Month - Betty Kelly
Challenge Quilts - Karen Pickford
Community Projects - Liz Turner (Satellite Group)
Coast Lines Editors - Lynn Laughrin, Marlene Pearson
Door Prizes - Susan McIntosh
Historian - Betty Libert
Librarians - Joyce Ball, Marilyn Martin
Membership - Jan Beckert
Newsletter Distribution - Gladys Brown
Refreshments - Jean Macmillan
Satellite Groups - Janet Berlin
So. CA. Council Quilt Guilds Rep. - Sue Scholl
Special Events - Anne Braddock
Telephone Committee - Wanda Livernois
2001 Opportunity Quilt - June Gerrard
Opportunity Tickets - Gail Tinsley
Public Relations - Desiree Cook
Scholarships - Nola Ferguson
Welcome Committee - Joanne Coulter, Desiree Cook

onto a muslin background, the addition of embroidery, beads and the different weights of the fabrics made them inappropriate to use as a practical quilt. But draped over a piano, couch or chair, or used as a lap throw, they became conversation pieces in the formal parlor. The variety of fabrics made cleaning difficult. As a result, they were little used and protected, making it possible for many to survive to this day for us to enjoy. Today's quilts have the benefit of dry cleaning, thus we are able to expand the richness fabric choices.





October Door Prizes

Blue Island fabric packet was won by Sandy Tumbleson

Quilters Cupboard of Atascadero supplied fat quarters and Liz Hensgen won these.

Princess Mirah fabrics and a pattern went to Dorothy Oksner.

Heartwarmers Mercantile of Ojai gave 4 beautiful Australian Doll and Teddy Bear magazines. The lucky winner was Arla Wardell.

R.J.R.fabrics supplied several small, but nice, fabric samples and a Coastal Quilt Guild coffee cup went home with Betty Libbert.

Betty's fabric donated a 2001 Quilt calendar and a great selection of fat quarters. Erma Sheaha was the winner.

Piecemakers of Costa Mesa sent their 2001 Crazy Quilt calendar and some Block of the month patterns. Sandy Tumbleson won these.

M and M fabrics sent four big pieces of Christmas fabrics and this was paired with a Holiday pattern book. Marilyn M. Martin was the winner.

Special Thanks to Susan McIntosh for helping with this months Door Prizes.

Liz Harper, Door Prizes

November Birthdays

Peggy Gard	1
Eilene Cross	1
Sheliya Rosenbaum	2
Amber Lishman	2
Joan Watson	2
Claire Hemke	3
Adele Harrah	4
Leroy Adams	5
Cindy Oberholtzer	5
Marie Jacquet	6
Bobbi Tacoma	7
Esther Glover	9
Wanda Livernois	9
Linda Abate	10
Carol Hamilton	15
Jacklyn Wolf	15
Toni Smith	19
Nedra Ireland	20
Nina La Voy	20
Anne Deran	22
Lori Schiferl	24
Penny Hoyt	25
Jane Vellis	25
Bev Waters	27
Margaret Siadal	29
Lois Hodges	30



Holiday Boutique



Holiday Boutique is set for the first weekend in December.

This is where members can sell the larger items such as quilts. Last year the Boutique was well attended by the public and a big success.

Sellers are hustling to finish items for sale. Questions: please call Desiree Cook at 967-2035 or e-mail dpalcuba@gte.net

Tote Bags and T-Shirts

We will continue to sell our beautiful tote bags at the Guild meetings.

They are great to carry as a shopping bag because of the top zipper as well as an inside zipper pocket.

Great special occasion gifts. Thanks to

everyone that purchased T-Shirts and wore them to the Quilt Show. They looked great. We'll still

have them for sale at the Guild meeting. If you cannot attend the Guild meeting and want to order tote bags or T-Shirts, call Marilyn Martin at 967-6821.



URGENT - Block of the Month Special Announcement

This year all the designs for Block of the month are stars, designed by members of the satellite group, Evening Stars. They ask if you made the 'Judy's Star' block printed in the June newsletter and displayed at the July guild meeting, please call Lois Hodges immediately at her "correct phone number" -- work 681-9464 or home 563-1411.


You can still sew blocks for November and December and be included in this year's final prize drawing at the. If you are one of those clever quilters, you have made or collected each design for a quilt of magical stars! A treasure and memento for the year 2000!



Spicy-Persimmon Bread Recipe

Serves: 20

- 2 c. persimmon pulp
- 3 cup unbleached white flour
- 1 tsp salt
- 2.5 tsp baking powder
- 2 tsp baking soda
- 1.5 tsp cinnamon, ground
- 1 tsp nutmeg, ground
- 1/8 tsp cloves, ground
- 1.5 cups granulated sugar
- 3 large egg whites
- or egg replacer for 2 eggs
- 10 oz prune puree, use Gerber 1st, baby food in the tiny jars - 4 jars
- or 1 1/4 c. applesauce
- 1/2 c. raisins -optional
- 1 t. vanilla



The Block of the Month winner for October's Ultimate 3-D Star Blocks was Doris Gilman.

Preheat oven to 350 degrees.
Sift dry ingredients into bowl. Beat egg whites or replacer, add to pulp, then add liquids. Mix dry ingredients into pulp mixture, add raisins. Pour batter into two well sprayed loaf pans or one bundt pan. Bake loafs for about one hour or bundt pan about 40-45 minutes or until done.

Venus – The Evening Star

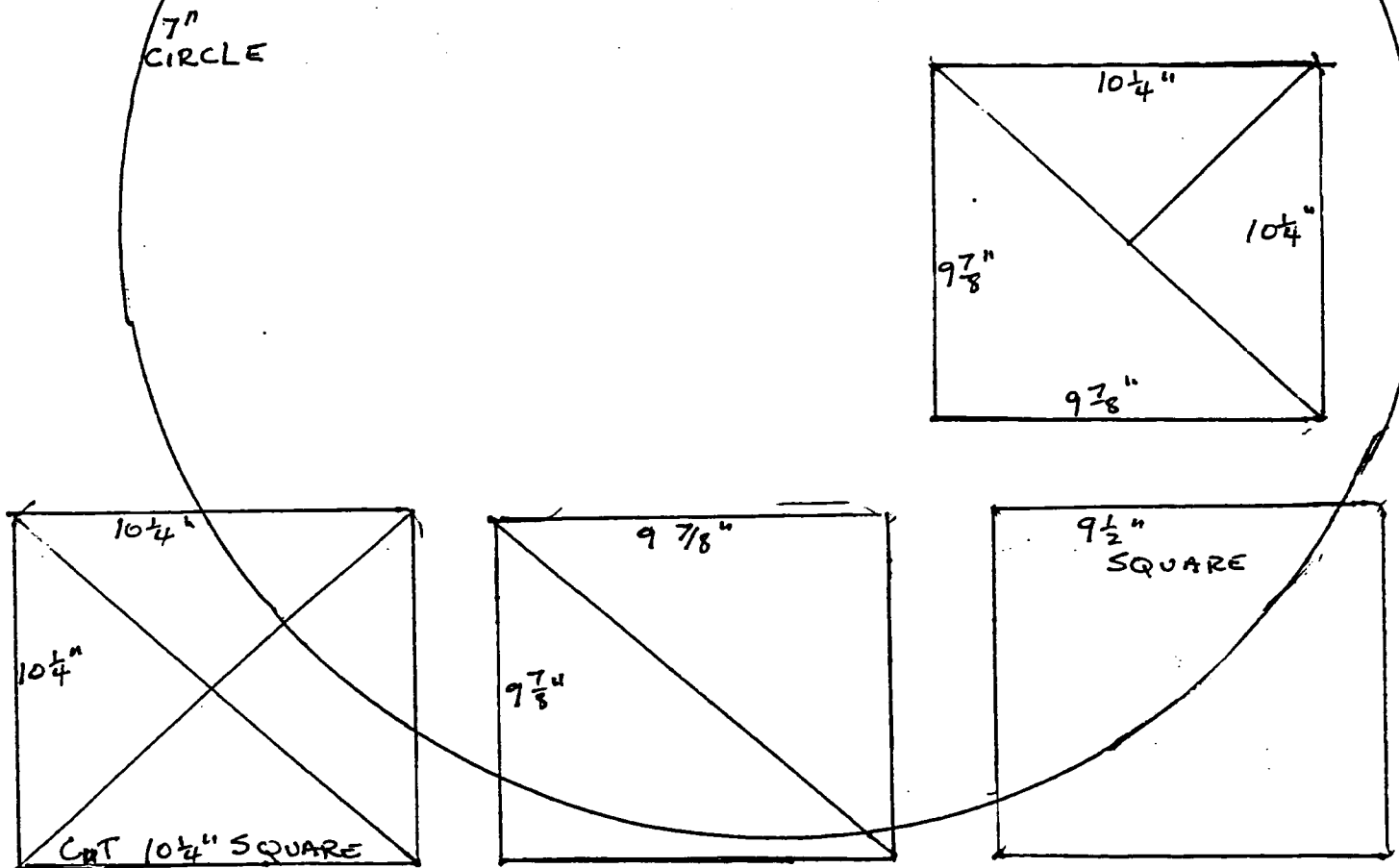
As our last star of the year, we want to present Venus, the evening star, often the first star seen in the evening sky. Use blue for the background and a bright star color...use your imagination, be creative! These don't have to be the "usual" colors since this is not a "usual" star! And unless you are using the plain square, you can use a variety of fabrics for the background depending on how many triangles you choose to use.

Choose one of the square patterns at the bottom of the page for your background. If using a plain square, cut $9\frac{1}{2}$ ". If using the $\frac{1}{2}$ square triangles, cut a square $9\frac{7}{8}$ " and cut in half diagonally. For the quarter square triangles, cut a square $10\frac{1}{4}$ " and cut diagonally twice. If you choose to use the square with both a half square triangle and 2 quarter square triangles, you will have to make both a $9\frac{7}{8}$ " and a $10\frac{1}{4}$ " square, cutting as above, and then join two quarter triangles to one half triangle.

Draw and cut out a seven-inch circle on freezer paper and iron to the back of your star fabric. Cut around the circle giving a $\frac{1}{2}$ " seam allowance. Sew $\frac{1}{4}$ " from the circle in a basting stitch, pulling up the threads to gather, drawing the seam allowance back, but keeping the circle itself flat.

Pin the circle to the square and applique in place.

Leave a small opening before sewing down completely, and pull out the freezer paper. Finish sewing.



Guild Web Page Address:
<http://www.coastalquild.org>



Our Guild This Month:

- Nov. 9 Thursday - Guild Mtg, 7:00pm, St. Andrew's Church Guild elections; bring crazy quilts for Show & Tell Program: Kathy Gallagher-Abbott, "Sewing Room Tour"
- Nov. 11 Saturday - Crazy Quilt workshop with Kathy Gallagher-Abbott
- Nov. 15 Wednesday - Board Mtg., Samarkand Craft Room, 7:00pm
- Nov. 18 Saturday - Community Quilt Workshop, last one of the year, Samarkand Craft room, call Suzy Carter.
- Nov. 24 Friday -Coast Lines newsletter deadline for December's issue.

New Members and Membership Renewals

The December newsletter will have the application for membership renewal. **Renewals begin **AFTER** December 1st.** Mail membership form, check or money order for \$25 payable to Coastal Quilters Guild, Inc. P.O. Box 6341, Santa Barbara, CA 93106 Attn: Membership Guest fee: \$5.00

Coast Lines Newsletter


This is a monthly publication. The deadline is the fourth Monday of the month. Send articles to: Lynn Laughrin 1224 E. Mason, #B, Santa Barbara, CA 93103 radish@gte.net

Membership

Guild meetings are held on the second Thursday of each month at 7:00 p.m. at St. Andrew's Presbyterian Church, 4575 Auhay, Goleta, CA. Please carpool, parking is somewhat limited. Coastal Quilter's Guild of Santa Barbara and Goleta is a non profit, educational and charitable organization. It is the purpose of the Guild to educate its members about the history and preservation of the art form of quilt making and its related topics. Also to learn new techniques, improve skills and to inform the community at large about our quilt making heritage.

Coastal Quilters Guild
P.O. Box 6341
Santa Barbara, California
93160

NON PROFIT ORG.
U.S. POSTAGE
PAID
Santa Barbara, CA
Permit No. 688



Happy Thanksgiving