


Coast Lines



Volume 3

Newsletter for Coastal Quilters Guild of Santa Barbara and Goleta, Inc.

March 2001

This Month:

Ready for Fun and Games?

Our meeting this month features fun loving quilter Trudy Smith of Simi Valley. Trudy is a talented quilter and the creator of "Quilt-O", the quilters' version of Bingo. **Bring a fat quarter (18" x 22") of good fabric to the Guild meeting to "ante" up.** (The cloth will become part of the pot of prizes.) In addition to prizes of

fabric, you might be lucky enough to take home a new book, notion, or a wonderful quilting gadget. Best of all, you'll have a chance to meet fellow guild members as we play the Quilt-O game. Everyone who has played Quilt-O reports that it is great fun and we all know that Coastal Quilters have more fun than anybody else. Don't miss this "not serious" meeting! No workshop.

Inside this issue:



<i>President's Message</i>	2
<i>Meet Barbara Barber</i>	3
<i>2001 Workshops & Programs</i>	4
<i>A Look Backward</i>	5
<i>Quilter's Hall of Fame For Sale by Members</i>	6
<i>Community Quilt</i>	7
<i>So Many Thanks SCCQG</i>	8
<i>Our Guild This Month Quilt Events</i>	9
<i>Library News</i>	10
<i>Officers & Chair 2001 Board Reminder</i>	11
<i>Recipe: Spice Cake March Birthdays</i>	12
<i>Glendale Bus Yellow Charms in May</i>	13
<i>Local Classes Challenge 2001</i>	14
<i>Tour to GB</i>	15
<i>Specialty Threads</i>	16
<i>21 Reasons to buy...</i>	17
<i>April Supply List</i>	18
<i>Block of the Month</i>	19
<i>Membership Info. Address</i>	20

Membership Dues Due!

Memberships support guild programs, events and the necessary costs of running a non-profit guild. Pay dues by cash, check or MO at the membership table, on the right, as you enter the guild meeting or send your check or MO for \$25 to Coastal Quilters Guild, Inc., PO Box 6341, Santa Barbara, CA 93106. **Dues are yearly** and cannot be pro-rated for late payment. If it is too late to be listed in the guild roster, don't fret. We will list new members in the newsletter each month. Thank you.




April: Barbara Barber
AQS Bernina Award winner, this English quilter has developed innovative methods for accurate piecing and machine embroidery. Her quilt "Goato and Friends," (pictured below) based on medieval tapestry designs, is in the permanent collection of the AQS museum. *Read Meet Barbara Barber on page 3*



President's Message

After a very rainy February, I surely hope that spring returns in March! I have noticed many beautiful spring floral fabrics in the fabric shops, and that really puts me in the mood to start a new project. The third Saturday of March is National Quilting Day, and this is a great opportunity to spend the day quilting, go out to lunch with your quilting buddies, visit some quilt shops, or all of the above. I will miss the March meeting while I attend the Asilomar quilting conference, a commitment I made before I knew that I would be Guild President this year. Kristin Otte, our Vice President for Workshops, will run the meeting, and you will be in great hands for the fun program and game, 'Quilto'. Be sure to bring a fat quarter for the game. March is one of the few months that the Guild does not have a workshop scheduled, but there are great workshops coming up in the near future that are taught by world renowned quilters. **Barbara Barber** (April) and **Jo Diggs** (May) have received major awards at international quilt competitions, and **Mickey Lawler** (August) designs and produces incredibly awesome hand-dyed fabrics. These workshops are intended for quilters of all levels. For a beginning quilter, a workshop is an excellent opportunity to get acquainted with quilting techniques and other quilters. It is also a very good opportunity to get to know a



little more about how the Guild operates. I remember when I first joined the Guild in 1994, I just knew that everyone else was an expert, but I couldn't resist taking John Flynn's double wedding ring workshop. I was amazed at what I learned at this workshop: techniques like curved piecing and concepts like how to plan a quilt project and how to combine fabric colors and prints to achieve a whole that is greater than the sum of the parts. Did I become an expert in that one workshop? No way! But, I did start a learning process that continues to this day. The workshops are \$30 for a six-hour class, and this is a real deal in comparison to the \$65 fee charged for workshops at quilt shows. Many Guilds charge \$40 or more for a one-day workshop. Your membership fee subsidizes the cost of bringing teachers

and lecturers to Santa Barbara from all over the U.S. and even the world. See Jan Beckert at the membership table just inside the entry door at the next meeting to get your schedule for 2001 workshops. **To sign up** for up-coming workshops, see Kristin Otte at the next meeting or call her at 683-4390 or e-mail HYPERLINK "mailto:kristino@sbceo.org" kristino@sbceo.org .

It is never too late for New Year's resolutions, so why not resolve to take one or two or even 5 workshops this year? You will learn a lot and have even more fun, and you will come away with a quilt or 2 and even more ideas for future projects!

Diane Eardley





Meet Barbara Barber

The name Barbara Barber, our speaker next month, may not be known to you. That's because she's foreign! Her books are imported and therefore a little difficult to find. (But well worth the effort. They are available wholesale from Quilter's Resource.)

We are fortunate to have her on a rare west coast visit. Our workshop will feature Barbara's innovative method for foundation piecing in a circle. Barbara is the author of two books, *Really Sharp Piecing* and *Flower Power*, and two very good videos, *Really Sharp Piecing* and *Machine Quilting*.

I knew Barbara Barber's work before I knew her. I'd seen her beautiful quilt, "Goato and Friends" in magazines and was pleased to see it in person when I walked into a quilt show near Cambridge, England. I was living there with my family while on sabbatical and was thoroughly enjoying myself meeting English quilters.

In fact, I was "white gloving" at the show when the organizer told me Barbara was there demonstrating machine quilting. This made her somewhat of a rebel, as in 1995, most English quilters didn't think machine quilting "counted." After admiring "Goato" I wandered over and watched Barbara for awhile. She was quilting a bright orange quilt, going along at an amazing clip. She introduced herself, allowing me for years to poke fun of her accent as she said "Ahhm Baabra BahBah" or something like that.

She told me she'd started quilting just a few years previously when she redecorated her bedroom and couldn't find the bedspread she wanted. She went to The Quilting Room,



chose a pattern and fabric and made her first quilt. Like so many of us, she was hooked. She "took off like a rocket" and in just two years won the National Patchwork Championship best of show award. Her quilts are vibrant, wildly colored, large and finely constructed and finished.

Thin, well-groomed, and gorgeously blond, Barbara turned out to be something of a country girl at heart--sharing her home with her husband, teenage daughter and a large-ish menagerie of goats, cats, dogs, donkeys and horses. In fact, her family pets inspired "Goato and Friends," which she made for her daughter. When that quilt won the Bernina Award at Paducah, her daughter generously gave up the quilt to the Museum of the American Quilters Society. Barbara was thrilled when the quilt appeared on the cover of the AQS Wall Calendar in 1998.

Barbara is simply a wizard with a sewing machine! Precise, clean, graphic. Her work is on a par with Debra Wagner, who has won the Bernina award several times at Paducah. Barbara is known as a marvelous teacher. I saw dozens of "really sharp piecing" quilts in shows all over England that year I was there. Her students universally praised her for her clear, organized, easy-to-follow classes. I admired several of her quilts when they graced the ancient arches of Romsey Abbey, displayed in the Norman church during a local quilt show.

Barbara is looking forward to her visit to Santa Barbara, and I'm looking forward to introducing you to an old friend.

Norah McMeeking.



Coastal Quilter's Guild Programs and Workshops

March: Quilt-O

Trudy Smith brings fun and games (prizes too!) for a social evening playing "Quilt-O." Bring a fat quarter of good fabric and get ready for a lively evening. Prizes selected just for quilters! No workshop.

April: Barbara Barber


AQS Bernina Award winner, this English quilter has developed innovative methods for accurate piecing and machine embroidery. Her quilt "Goats and Friends," based on medieval tapestry designs, is in the permanent collection of the AQS museum.

May: Jo Diggs

Working traditionally by hand, Jo simply layers well-chosen fabric in her exquisite landscape quilts. You've seen them in Visions, Quilt National, and Quilters Newsletter Magazine.

June: Sylvia Einstein

Sylvia will travel from Massachusetts to discuss her development as a quilter-from bicentennial appliqué to intuitive art quilts using crazy piecing.



Here's a reminder
of the guidelines for our
Guild Workshops.

The workshops are open to all members of the Coastal Quilters Guild. They are announced at the monthly meeting and sign-ups are taken 2 months in advance, at the cost of \$30. If the workshop is not filled one month ahead, non-members may sign up for an additional fee of \$5.

There is a limit of 20 participants at the workshops, unless otherwise agreed upon with the instructor.

Cancellations are accepted only if there is a waiting list for space in the workshop and a replacement can be found.

Please arrive early and ready to work, with supplies and a snack to share.

Supply lists can be obtained in the newsletter, on the web page, and from the workshop chair.

Call Kristin Otte, 683-4390 with any workshop questions.

When sewing a practice block, stitch it up in Christmas fabrics.
Before long you'll have blocks for a holiday wall hanging.

S. Harrison - W. Des Moines, IA

A Look Backward

SOME QUILTERS prefer to work primarily alone, following their patches wherever they lead. But now that you can officially call yourself a “quilter”, you might want to find out what’s going on with other creative quilters. There are a number of national and state organizations that began with a group of friends, a quilt show, a desire to preserve a quilter’s work, or to record a history of quilt making. These groups, some non-profit, have gone national.

TO KEEP UP on what’s going on, some quilters enjoy joining the American Quilters Society (AQS) or the National Quilting Association (NQA), reading about national trends through their magazines and attending and submitting quilts to national quilt shows.

TWO OTHER ORGANIZATIONS that quilters should know about are The Quilters Hall of Fame, Inc., and American Quilt Study Group (AQSG). Their work is to save quilts and quilters from being lost from memory through the passing of time.

AQSG promotes the study and preservation of old quilts and quilters past. Researchers, historians, quilt makers and quilt lovers work to find, preserve and describe our quilting past. They share their information through two publications—a yearly publication of research papers called Uncoverings, and a quarterly newsletter named Blanket Statements. The Quilters Hall of Fame located in the Marie Webster house is named a “Landmark Site of Women’s History” by the National Park Service. In honor of the famous quilt innovator, Marie Webster, their mission is to “call attention to the great quilters of the past.”

OUR RECENT GUEST SPEAKER,

Gwen Marston, showed us how important lessons learned from old quilts can add to the freshness and creativity of our new

quilts. One cannot explore modern quilt making without finding mention of how it was done in the ‘old days’. Certainly, knowing some of it’s history, intimately tied to American social history, adds to your appreciation of what modern quilt artists celebrate.

THERE ARE a variety of levels of support to suit your interests among most of the national organizations.

American Quilt Study group
P.O. Box 4737

Lincoln, NE 68504-0737

Phone: (402) 472-5361

Fax: (402)472-5428

e-mail: AQSG2@unl.edu

Quilters Hall of Fame

PO Box 681

Marion, IL 46952

Phone & Fax: (765) 664-9333

American Quilter’s Society

P.O. Box 3290

Paducah, KY 42002-3290

Phone: (270) 898-7903

Fax: (270) 898-1173

Web: www.AQSquilt.com

e-mail: info@AQSquilt.com

National Quilting Association, Inc.

P.O. Box 393

Ellicott City, Maryland 21041-0393

e-mail: nqa@erols.com

Web Site: <http://www.NQAQuilts.org>

OUR GUILD LIBRARY has some books on the history of quilting, offerings from State Historical Societies, and historical / how-to books on special topics, such as Quilts of the Civil War.

THANKS TO Jean MacMillan for information on the American Quilt Study Group. Members who have more information about other quilting organizations, contact the Newsletter Editor. ●



Quilters Hall of Fame, Inc.

Celebration 2001 - July 19th - 22nd

A juried and judged quilt show will be part of Celebration 2001. The theme will be "A Glimpse of the Past". Quilts must represent the theme and contain at least three 19th century reproduction fabrics.

1st prize \$750.00

2nd prize \$500.00

3rd prize \$250.00

Slides or pictures of your entry(s) are due by May 15, 2001. They will not be returned.

For more information send a #10 self addressed stamped envelope to:
Celebration 2001 Quilt Show
Quilters Hall of Fame
P.O. Box 681
Marion, IN 46952-0681

Phone & Fax (765) 664-9333
e-mail: quilters@comteck.com
Web site: www.quiltershalloffame.org

Light Table Opportunity



Paulette Ley
Offers a Light Table
2.5 feet sq. for
members To borrow.
Call 964-5780

Grant House Sewing Machines

Grant House Owner

Magnolia Center

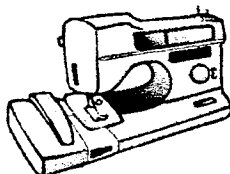
5152A Hollister Avenue

Santa Barbara, CA 93111

Phone 805 967-3680 Fax 805 967-3091

E-mail gthouse@silicon.com

Hours: M-F 9:30-5:30 Sat. 10-5




For Sale: by Members

A workable Western
Electric antique sewing
machine from around 1860.
It has foot pedal, single
thread, & adj. stitch
length. Sacrificing at
\$250 o.b.o. Call Catherine
at 682-1357

For Sale: by Members

NH Travel Mate (C2200)
Wonderful smaller, easy
to carry machine. 16
built-in sts. plus
buttonhole, speed
control, needle threader,
free arm, acc. & foot
control storage inside
ext. table, slide on
cover and molded carry
handle, drop in bobbin,
snap on feet all included
& many extra bobbins. Few
were made. A real gem!
Serviced and sews like a
charm. \$400 + s & i (paid
by buyer). Payment:
cashier's check or MO
Ditto Nesbitt
571-0145 E-Mail:
ditton7@yahoo.com



Community Quilts

KEY WORDS:

Community Quilts

Children's quilts

Lap Quilts

Kits available

Workshops

July Meeting



Adventures in Caring Foundation will be the recipient of this year's Community Quilts project. Project chairperson, Liz Turner and the Guild Board, challenge the Guild members to make one hundred lap quilts prior to the July meeting. The quilts will be presented to Adventures in Caring at the July meeting. Kits will be available at guild meetings. Quilts should be designed for either children's or adult's lap quilts such as would be used for wheelchairs.

Kathy Pierce, of Blue Island Quilts, has graciously offered to host monthly workshops at her business location in Goleta. The schedule is Saturday, March 10, from 10 a.m. to 4 p.m., and April 28, again, from 10 a.m. to 4 p.m. Blue Island Quilts is located at Magnolia Shopping Center on Hollister, between Patterson and Turnpike. We will also have some kits available at Blue Island. We sure hope to see you at our workshops. Again, if you have any questions about the coordination of this activity, please call Liz Turner. As the quilts

are completed, leave them with Liz. Adventures in Caring, also known as 'Raggedy Ann and Andy' work actively to lift the spirits of the sick and lonely. In this, they visit hospitals and nursing homes where, wearing their distinctive costumes, provide compassion and gifts designed to bring some cheer to those in need. Adventures in Caring Foundation is a nonprofit human service agency, based in Santa Barbara. A team of volunteers, ages 17- 89, trained in compassionate listening skills, visit patients in hospitals and nursing homes, every week, all year round. In fifteen years of service, the Raggedy Ann & Andy volunteers have made over half-a-million visits to patients and their family members, regardless of their illness or injury, age, gender, income, race, or religion. Adventures in Caring - a UCSB service/learning program—teaches undergraduate students who are planning a career in health care how to communicate with compassion. This program has proven effective with patients of all ages, not only for children, in acute/sub-acute care, rehabilitation, and convalescent hospitals. At present, 'Raggedys' visit thirty-two hospitals and nursing homes every week, primarily in Santa Barbara and Ventura counties.

If you have any questions, contact Liz Turner, 967-0741.



So many Thanks ...

to our members who responded to the "Call for Writers" this month. The newsletter is enriched by member participation. Future topics we want to cover and need information about are: sewing tips, quilt & fabric museums with addresses, quilt show reviews, your helpful tips & experiences dying fabric, informational letters, to name a few. Call us with topics of interest. We'll help you with the writing or you may provide finished copy. Membership input will raise the level of information we can supply to our readers. Let's discuss pictures & graphics. Contact: Lynn @ 962-6401, radish@gte.net

The love of sewing is our
common thread.



Sue Scholl talks about SCCQG


As your representative to the Southern CA Council of Quilt Guilds, I attend the quarterly meetings. The Council has a membership of approximately 80 dues-paying guilds in Southern CA. This is a unique organization and the only one in the country to have such a large membership base. It is run much like our own Guild, with an elected group of officers and service committees, only these individuals volunteer from all over Southern CA!

The Council is an important organization that provides quarterly education on topics of interest to help guilds operate, can provide liability insurance for quilt shows, and even has a disaster fund available to guild members for catastrophic events. It is a wonderful wealth for

swapping "newsworthy" information happening across Southern CA in the quilting community, as well. As your Rep, I'll be passing along information to our Board from presentations given, such as one I attended in Northridge on 'Legal Contracts for Speakers' and 'Safe-guarding Treasury Funds'. Upcoming topics: 'Websites' in April, 'Meet the Vendors' in July and 'Leadership' in October.

If you have a special interest in any of these topics, please contact me about attending the meeting with me. The meetings are hosted among the guilds, and I can promise you a fun day and a shopping excursion to the nearest quilt store! Watch the newsletter for further announcements of interest from across the quilting landscape of Southern CA!

Sue Scholl



Winter & Spring Quilt Events

NEW: March 3-4 Hi Desert Quilt Guild quilt show "2001-A Quilt Odyssey," guest speaker/author Earlene Fowler (1 pm on Saturday, 3 March), show admission \$4, Desert Empire Fairgrounds, Mesquite Hall, Ridgecrest, CA.

NEW: January 26-March 25 Expressions of Freedom, Quilts Celebrating Human Rights, San Jose Museum of Quilts & Textiles, 110 Paseo de San Antonio, San Jose, CA 95112-3639 Open until 8:00pm on Thurs. Closed Mondays & Major Holidays. Infor: (408) 971-0323 ext. 10
March 23-25 Glendale Quilt Guild Quilt Show, Burbank Hilton. Info: Kay Zam, phone 323-258-4850.

NEW: March 31 & April 1 Prisms of Time. San Francisco Quilters' Guild. Concourse Exhibition Center, 635 8th St. at Brannan St., San Francisco.

Info: Donna Rand c/o SFQG
P.O. Box 27002, San Francisco, CA 94127
www.sfqg.org / www.jps.net/sfqg

April 7: The Traveling Quilters Mystery Trip. Infor phone: 310-546-5990.

NEW: April 7-8 Monterey Peninsula Quilter's Guild, 26th Annual Show, 10am-5pm, Chautauqua Hall, 16th & Central Ave., Pacific Grove, CA. Info: Holly Barnes (831) 655-1523 or Lucy Lee (813) 646-0961,
www.mpqg.org, quiltshow@mpqg.org.

SCCQG: April 21 SCCQG meeting hosted by San Fernando Valley Quilt Assoc.,
Topic: Websites

April 20-22 Moon over the Mountain Quilting Retreat. For details, contact Caren Cooke Ryan: phone 626-355-7857,
moonoverthemountain@juno.com.

NEW: April 28-29 2001 Quilt Odyssey, SLO Quilters. Fashion show April 27 at 7:30 The Forum 751 Marsh Street. Quilt Show held at Veteran's Memorial Bldg., 801 Grand Ave, San Luis Obispo, CA. Info: Jeannie Carmichael



Our Guild This Month & Reminders:

Mar 8 Thursday - Guild Mtg, 7:00pm, St. Andrew's Church

Program: Trudy Smith presents QUILT-O
Bring a fat quarter (18" x 22") of good fabric to the Guild meeting.

-No March workshop.

-Sign-up for April & May workshops at meeting

-Pick up kit to make Community Quilt.

Mar 10 Tuesday, Community Quilt Workshop, 10am-4pm,

Location: Blue Island Quilts, Magnolia Center. (see article on Community Quilts in this issue)

Mar 15 Thursday - Guild Board Mtg.- 7:00pm, Samarkand Craft Room

Mar 19 Monday - Coast Lines deadline for April newsletter

(805) 489-3960, E-mail: sloquilters.mail@yahoo.com

Website: www.geocities.com/sloquilters

May 4-6 Moon over the Mountain. Quilting Retreat. See above.

May 4-6 The Traveling Quilters, Big Bear Quiltaway Weekend. Info/availability contact Lynn Crawford, phone. 760-249-8869.

NEW: May 15 Deadline for entries, Quilters Hall of Fame, Inc. Celebration 2001 Quilt Show. Info: #10 self addressed stamped envelope. Celebration 2001, Quilters Hall of Fame, PO Box 681, Marion, IN 46952-0681. Tickets for opportunity quilt also available.

May 19-20 "Quilting in the Valley" quilt show, Student Union at Cal State Northridge.

Library News

Carrying on from last month, Earlene Fowler's IRISH CHAIN has Bennie Harper solving another murder in San Celina (thinly veiled Moro Bay or is it Atascadero?) when she isn't quilting or managing the folk art museum. And we also now have KANSAS TROUBLES in which she marries the handsome seaside police chief and solves another murder in his home town in Kansas (while continuing to quilt, of course.) Our library's only perceived short-coming is that we haven't acquired SEVEN SISTERS yet.

Judy Miller has donated MINI QUILTS FROM TRADITIONAL DESIGNS by Adele Corcoran and Caroline Wilkerson which will be a good help to new members who are also new to quilting. The quilts run from seventeen inches to thirty-six inches and provide an opportunity to finish a quilt

while still learning the basics of quilting. If you are not taking one of the adult ed workshops this quarter, this book is a good substitute.

That Patchwork Place has sent us PINK RIBBON QUILTS by Mimi Dietrich dedicated to breast cancer research. There is pink in all the pretty designs of the eleven projects presented.

And another unusual donation came to us via Kristin Otte from Mia Borgersen in Norway. Mia sent us a converter for European sewing machines that will accommodate the different current and different size plug that those machines use. Her idea was to accommodate the owners of these machines who might bring them on a visit. Nice idea. Thank you, Mia.

Happy quilting. Don't forget to get those books back on time or renew them.

Joyce Ball

My husband said
if I were to buy
any more fabric,
he would leave me.
I'm going to
miss him!!!



New Members

Sharon Clark 985-9763
4949 Island View
Oxnard, CA 93035

Cay Donohoe 967-4224
6560 Camino Casetta
Goleta, CA 93117

Barbara Franklin 969-4082
667 Romero Canyon Rd.
Santa Barbara, CA 93108

Judy Freeman 687-2371
505 Alegria Rd.
Santa Barbara, CA 93105

Barbara Greenleaf 682-9373
3905 State St., Ste. 7
Santa Barbara, CA 93105

Ellen Heck 386-7060
5985 W. Greentree Dr.
Somis, CA 93066

Jeane Johnson 964-4129
6223 Avenida Ganso
Goleta, CA 93117

Toni Percival 967-5331
93 Mallard Ave.
Goleta, CA 93117

Priscilla Stuart 966-2695
10229 E. De La Guerra St.
Santa Barbara, CA 93103

Welcome Back!

Debbie Patelzick 569-6011
3570 Modoc Rd. #16
Santa Barbara, CA 93105

Officers and Committee Chairs - 2001

President - Diane Eardley 863-8321
Programs - Norah McMeeking 962-8511
Workshops - Kristin Otte 683-4390
Future Programs - Robin Ruge 966-5882
Recording Secretary - Linda Hanna 962-7715
Corresponding Secretary -
Evelyn Gorrindo 687-2170
Treasurer - Michelle Peerson 684-4250
Parliamentarian - Ranell Hansen 684-7042
Block of the Month - Betty Kelley 687-1443
Challenge Quilts - Karen Pickford 967-9588
Community Projects - Liz Turner 967-0741
Newsletter Editor - Lynn Laughrin 962-6401
Newsletter Layout - Marlene Pearson 563-8080
Newsletter Distribution - Gladys Brown 964-2471
Door Prizes - Susan McIntosh 685-6535
Historian - Betty Libbert 687-5128
Librarians - Joyce Ball 964-0144
& Marilyn Martin 967-6821
Membership - Jan Beckert 682-8222
Refreshments - Jean Macmillan 964-2060
& Nedra Ireland 967-09965
Satellite Groups - Janet Berlin 968-4933
So.CA.Quilt Guilds Rep. - Sue Scholl 683-8874
Special Events - Anne Braddock 687-4228
Telephone Committee - Wanda Livernois 962-4247
2001 Opportunity Quilt - June Gerrard 961-9775
Opportunity Tickets - Gail Tinsley 687-7222
Public Relations - Desiree Cook 967-2035
Scholarships - Nola Ferguson 684-5665
Welcome Committee -
Joanne Coulter 683-9491



Board Reminder:

Board meetings start promptly at 7:00pm!
We try to end at 8:30pm.
Date: Thursday, the week after our guild meeting.
Location: Samarkand Craft Room.
Members are welcome to attend or to submit agenda items. Contact Diane before the meeting: 963-8321, eardley@lifesci.ucsb.edu



Buy an old-fashioned vinyl table cloth with flannel backing for a great portable design wall. Fabric sticks nicely to the flannel backing.



Library seeks your input....

Wanted: Guild members' suggestions for old classics or new quilt books to add to the Guild library. Please stop by the library and tell Joyce Ball & Marilyn Martin about your favorite/current quilt artists, historical books, how-to books, etc.

Your suggestions are always helpful. Book donations accepted.

Spice Island Spice Cake



The signature dessert for Zanzibar whose one-time riches were built upon the clove industry. Many of the tourists who come to Zanzibar spend a day in the "shamba" or farmlands of the island, visiting the spice plantations where some of the finest quality cloves, cinnamon, and nutmeg can be found. This cake uses a bit of them all and leaves guests with a flavor of the island.

Ingredients:

- 1/2 cup butter
- 1 1/2 cups sugar
- 4 eggs, separated
- 3 cups flour
- 1 teaspoon baking powder
- 1 teaspoon ground cloves
- 1 teaspoon cinnamon
- 1/2 teaspoon nutmeg
- 1 cup milk
- 2/3 cup grated semi-sweet chocolate

Directions:


Cream together butter and sugar. Add egg yolks. Sift together dry ingredients. Mix with the butter mixture alternately with the milk. Add the chocolate. beat the egg whites until stiff. Fold into the batter. Pour into tube pan. Bake in a preheated 350q oven for 25-35 minutes.

Serve with Vanilla Bean Ice Cream and Chocolate Kaluah Sauce.

Remember to bring a
Fat Quarter to the March meeting....
for our 'Quilto' program.


March Birthdays

- Barbara Gregoire 2
- Norma White 4
- Eileen Clark 6
- Maureen Kampen 8
- Amaryllis Bridges 9
- Anita Allmon 10
- Valerie Cattoi 10
- Peggy Alexander 11
- Lucy Harville 13
- Patsy Wells 14
- Marlene Pearson 14
- June Brandon 19
- Alice Neilson 19
- Connie Stone 21
- Mary Chubb 22
- Rae Rigby 22
- Diane Moore 23
- Megan Miley 24
- Mary Norton 24
- Judy Miller 25



March is Women's History Month

Bus To Glendale Quilt Show



We are having a great response to our bus trip to the Glendale Quilt Show on Saturday, March 24th. There are only a few seats left. Cost for the trip is only \$22.00 which includes admission into the show.

For reservations, contact Marilyn Martin, 967-6821 or Betty Kelley, 687-1443.

To all of you that have made reservations. We will be leaving from St. Andrew's Presbyterian Church at 7:30 AM Please park your vehicles at the very back of the parking lot. We will also make a pickup at IHOP in Carpinteria, 1114 Casitas Pass Rd. Please be there at 7:50 AM so that we can depart promptly at 8:00 AM. We will be back around 6:00 PM. If you have any questions, please call or see Marilyn and Betty at the Guild meeting.

Yellow Charm Exchange to be held in May



There will be a yellow charm square exchange at the May guild meeting. The exchange will work the same way as the last exchange. The exchange signup sheet will be at the library table at both the March and April meetings.

The pieces are small but wasn't the quilt Desiree Cook showed at our February meeting wonderful! It was made from the fabrics she received in our last green exchange. To participate you need to:

1. Accurately cut 5-inch squares of five different yellow fabrics of good quality pre-washed and ironed cotton.
2. Tack five squares of five different fabrics together in one corner with your assigned number attached. (You will be given your number when you sign up for the exchange).



3. In April, when the signup closes, you will be phoned by those in charge to tell you how many packets you will need to prepare for all participants to receive one.

4. In May bring your stacks of squares to the meeting to be lined up with the stacks of the other participants. After distribution is complete you will go down the line of squares again and pick up one stack from each participant.

5. Participants will be limited to no more than 40 members. (Last exchange 32 participated).

6. Note: The amount of fabric you will need will depend on the number of participants. You can get 12 five-inch squares from a fat quarter and if we have 40 participants you will need just over three

fat quarters for each shade of yellow. You may "raid your stash" for fabrics? the packets do need to consist of the same five fabrics? they only need to be five different fabrics. Questions: Call Joyce Ball 964-0144 or Betty Kelley 687-1443

Local Classes:

Quick Start - Machine Quilting

Mar 17, 31 10am - 12:30pm

Kathy Pierce - Blue Island Quilts

Quick Start -

Baby Sunshine & Shadow

Mar 27 -10:00am - 3:00pm

Kathy Pierce/Monica Orozco -
Blue Island Quilts

Quick Start - Beautiful Blocks

Mar 13 - 10:am - 3:00pm

Kathy Pierce/Monica Orozco - Blue
Island Quilts

Free Motion Embroidery for all Zig-Zag Machines

Mar 5 & 19, Apr 2 & 16, May 7 &
21, June 4 & 18 - 6:00-8:30pm

Sharon Montross - Grant House
Sewing Machines
Ph. (805) 967-3091

Quilted Landscape: Painting with Fabric & Thread

Mar 10, Noon - 5:00pm

Carol Barringer, (805) 964-0839
Grant House Sewing Machines

Flower Fairy Bouquet

April 14 - Noon - 5:00pm

Carol Barringer, (805) 964-0839
Grant House Sewing Machines

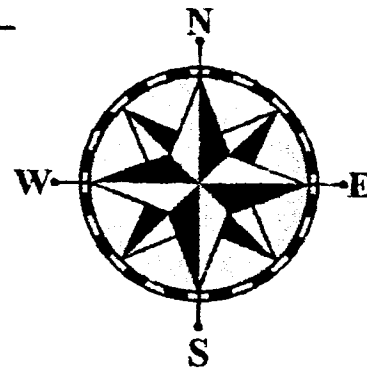
Listings are free.

Add a
description
of a class,
for \$5.



Challenge

2001



Theme: Nautical


Size: no greater than
144" circumference

(or a 36"x 36" wall hanging)

Challenge: must include a Mariner's compass
of some type like pieced, appliquéd, printed,
traditional, contemporary, fractured, etc.
More next Month!

Beauty Tips

*The following was written by
Audrey Hepburn who was asked
to share "beauty tips."*



For attractive lips, speak words of kindness.
For lovely eyes, seek out the good in people.
For a slim figure, share your food with the hungry.
For beautiful hair, let a child run his or her fingers
through it once a day. **For poise,** walk with the
knowledge that you never walk alone. **People,** even
more than things, have to be restored, renewed,
revived, reclaimed and redeemed; never throw
out anyone. **Remember,** if you ever need a helping
hand, you'll find one at the end of each of your
arms. As you grow older, you will discover that you
have two hands, one for helping yourself, the other
for helping others. **The beauty of a woman** is not
in the clothes she wears, the figure that she carries,
or the way she combs her hair. **The beauty of a
woman** must be seen from in her eyes, because that
is the doorway to her heart, the place where love re-
sides. **The beauty of a woman** is not in a facial
mole, but the true beauty in a woman is reflected in
her soul. It is the caring that she lovingly gives, the
passion that she shows. **The beauty of a woman**
grows with the passing years.

Informational Evening for CQG Members

TEXTILE TOUR TO ENGLAND

with Norah McMeeking and Nancy King
Magic Carpet Travel

7 PM, THURSDAY, MARCH 22

Magic Carpet Travel office
Magnolia Shopping Center, next to Blue Island Quilts

Slides and videos of destinations, shops, teachers samples
Information on flights
Refreshments

Borrow Quilt Stands

Guild members may borrow quilt stands from the Guild for quilt-related events. Stands must be returned in good condition. Borrower must pay for repairs. Call Diane Eardley, 963-8321.

Types of Thread



No one thread can be used successfully on every fabric. It is important to understand that the best thread depends on the project in which it will be used.

Cotton — Thread of 100 percent cotton is less used today than in previous times due to greater durability and versatility offered by other threads. Cotton thread forms soft stitches and comes in several weights, useful for sewing fabrics of different weights. They have little stretch and are best used on natural fiber woven fabrics.

Cotton covered polyester core — The most commonly used all purpose thread. The polyester core provides strength and stretch while

the cotton outer layer gives easier sewability.

Polyester — Thread that is 100 percent polyester has good strength, and has the ability to stretch and recover. It is recommended for knits, though it also sews well on wovens. Short-staple polyester has been cut into 1 1/2" staple lengths. It appears fuzzy and tends to produce lint. Long-staple polyester filaments are 4" to 5" in length. This makes the thread finer, smoother and more even. Quality long staple polyester makes a good substitute for silk thread.

Silk — Quality silk thread is made from long continuous filament fibers resulting in strong and lustrous thread. Though a bit expensive, it is good for tailoring because it can stretch.

A very serious disease!

We'll call it the "But First Syndrome."



You know, it's when I decide to do the laundry, start down the hall and notice the newspaper on the table. OK, I'm going to do the laundry **BUT FIRST** I'm going to read the newspaper. After that, I notice the mail on the table. OK, I'll just put the newspaper in the recycle rack **BUT FIRST** I'll look through that pile of mail and see if there are any bills to be paid. Yes, now where's the checkbook? Oops.-.there's the empty glass from yesterday on the coffee table. I'm going to look for that checkbook, **BUT FIRST** I need to put the glass in the sink. I head for the kitchen, look out the

window, notice my poor flowers need a drink of water. I put the glass in the sink, and darn it, there's the remote for the TV on the kitchen counter. What's it doing here? I'll just put it away.

BUT FIRST I need to water those plants. Head for door and--Aaaagh! Stepped on the cat. Cat needs to be fed. Okay, I'll put that remote away and water the plants.

BUT FIRST I need to feed the cat. End of day: Laundry is not done, newspapers are still on the floor, glass is still in the sink, bills are unpaid, checkbook is still lost, and the cat ate the remote control. And, when I try to figure out how come nothing got done all day, I'm baffled because. . . .

I KNOW I was **BUSY ALL DAY!** I realize this condition is serious...and I'd get help. **BUT FIRST** I think I'll check my email!

Specialty Threads

Metallic threads are for decorative use. They should be used with a larger sized needle, an all purpose thread in the bobbin, and sew slowly. Fiber content may be 60 percent polyester and 40 percent metallic.

Basting thread is a soft, weak light weight thread made especially for easy removal. Buttonhole twist and topstitching threads are intended for the uses their names suggest. They are available in silk or polyester. Use a large needle with a large eye to keep thread from shredding.

Button and carpet threads are very strong and have a glazed finish to ease the piercing of heavy weight fabrics.

Machine Embroidery thread is designed to fill in smoothly and evenly without building up



or breaking. It may be cotton, rayon, long staple polyester or core-spun polyester.

Thread Fuse™ is a polyester thread coated with a heat activated fusible fiber. It bonds with the touch of a steam iron. Use it in the bobbin of a conventional machine or the lower looper of a serger. Try it for hems, positioning zippers, pockets, facings appliqués, and matching plaids. **Stitch'n Fuse** is a similar thread made of 100 percent nylon.

Serger thread is specially made for high speed sewing. It is slightly finer in size, and has a special finish for higher speed sewing. It is available on cones, king or compact tubes. There are a variety of threads you can use for serging. Any of the following may be tried on a serger: Pearl cotton, a mercerized 100 percent cotton; Decor 6, a 100 percent viscose rayon filament thread; rayon ribbon floss, a 1/16" braided mini ribbon; and wooly nylon, a texturized nylon thread.



21 REASONS TO BUY FABRIC

Here's all the reasons you need to tell your Significant Other why you have so much fabric ...




(Compiled by Frances Tankersley of Jackson, TN from contributions by members of OnLine Quilters Guild; used by permission)

1. It insulates the closet where it is kept.
2. It helps keep the economy going. It is our patriotic duty to support cotton farmers, textile mills, and quilt shops.
3. Because it's on sale.
4. Okay, it wasn't on sale, but by the time it was, all the good stuff would be gone.
5. It keeps without refrigeration, and you don't have to cook it to enjoy it. Also, you never have to feed it, change it, wipe its nose, or walk it.
6. Because I'm worth it.
7. Because it's there.
8. A strong interest in fabric purchases will leave you no time to spend in the pool hall or out stealing hubcaps.
9. It's much cheaper to cover the floor with fabric than new carpeting, and you can change the look more often.
10. It fights the empty nest syndrome--my youngest child is getting married, so I have another empty room to fill with fabric.
11. Because this fabric just talks to me and calls my name.
12. Well-known medical fact: prevents washing machine withdrawal symptoms on light laundry days.

SWAPPING

When your neighbor, a friendly quilter, has just the right piece of fabric to finish your quilt, it's a grateful feeling. Coming in May, the guild will have a Yellow Fabric Swap. Now you can give back to your generous friend's and receive more lovely, light-filled shades of yellow. Once a color difficult to find--not anymore. This 'swap' will solve your yellow problems for a long time. Just follow Betty Kelly's instructions in this issue and start collecting swappable yellows for your quilt friends!

13. Without fabric I would have nothing to do with my rotary cutter and my mat and my sewing machine and my iron and my thread and my needles and my quilting books (and my time).
14. Nobody told me not to.
15. It's raining (sleeting, snowing, hailing, thundering, sun's too hot?).
16. It's not immoral, illegal, or fattening.
17. A yard a day is all the quilt shops of America ask.
18. If I don't buy it, my husband won't have anything to complain about.
19. I owe myself a reward for that half-pound I lost last month.
20. "Because I don't have it yet!"
21. They get angry when you steal it.



Barbara Barber Workshop

“Really Sharp Piecing”

Friday, April 13, 2001

9 am. – 3:30 pm.

**Goleta Valley Community Center
5679 Hollister Ave., Goleta CA**

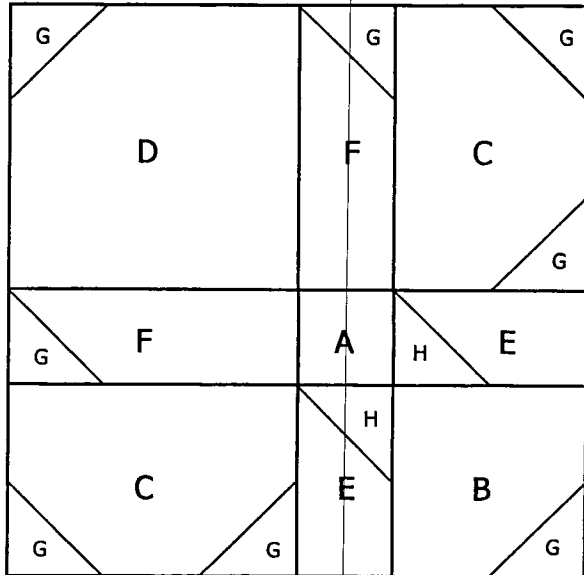
In this workshop you will learn to piece very fine, sharp points in a circular mariners compass type block. You will also learn an easy method of circular sewing to ensure sharp points & smooth curves.

Supply list:

- Sewing machine (in good working order with spare needles)
- Rotary Cutting Supplies – ruler, cutter & mat
- Cotton fabrics – Bring plenty in good contrasting colors to allow for a choice. The design requires up to 5 different fabrics but please bring a good selection. The amount of each fabric required is under a fat quarter.
- Spray Starch
- Freezer Paper
- 8 Large Paper Clips
- Sewing Kit – Pins, Thread, Needles
- Scissors – Bring fabric & paper scissors, & a pair of very fine embroidery scissors if you have them
- Glue Stick

Please plan to arrive by 8:45 to set up for the workshop. Coffee & tea are provided by the guild. Please bring a snack to share & either a sack lunch or you may choose to go out in the area. There will be a mid-day break. Questions? Call Kristin Otte, 683-4390.

JOANN'S SIX INCH PANSY BLOCK



- A (1) 1 1/2" square
- B (1) 2 1/2" square
- C (2) 2 1/2" x 3 1/2" rectangles
- D (1) 3 1/2" square
- E (2) 1 1/2" X 2 1/2" rectangles
- F (2) 1 1/2" X 3 1/2" rectangles
- G (8) 1 1/2" squares
- H (2) 1 1/2" squares

Attach all G and H units to the appropriate squares and rectangles using the Mary Ellen Hopkins method, (to create the G and H triangles, place the 1 1/2" squares face down on the appropriate corners and lightly mark the diagonal on the back using care to place the diagonal in the correct position—stitch on the line and press the corner of the top square to align exactly with the corner of the base fabric—clip only the middle layer leaving a 1/4" seam allowance.) Then construct as you would a nine patch, pressing so that you have opposing seams.

B,C,D,E and F may be cut in various shades of one color (for example, 5 shades of purple, blue, pink or yellow) OR only 3 shades with B and E of one shade, D and F of another shade and C of the third shade.

A unit is done in a contrasting color.

H unit is usually black.

G unit will be the background color.

This pattern was featured on **SIMPLY QUILTS**, episode #208.

Provided by Joann Conklin, member of the Sew What's satellite group.

Guild Web Page Address:
<http://www.coastalquilters.org>



This Month:

Mar 8 Thursday - Guild Mtg,
7:00pm, St. Andrew's Church. Program: Trucy Smith
presents **QUILT-O Bring a fat quarter**
(18" x 22") of good fabric to the Guild meeting.
-No March workshop.

-Sign-up for April & May workshops at meeting
-Pick up kit to make Community Quilt.

Mar 10 Tuesday, Community Quilt Workshop, 10am-4pm,
Location: Blue Island Quilts, Magnolia Center. (see article on
Community Quilts in this issue)

Mar 15 Thursday - Guild Board Mtg.-7:00pm,
Samarkand Craft Room

Mar 19 Monday - Coast Lines deadline for April newsletter

New Members and Membership Renewals

Memberships are yearly for new members and renewals.

Memberships may be added throughout the year. Mail
membership form with check or money order for \$25 to:

Coastal Quilters Guild, Inc., P.O. Box 6341, Santa Barbara,
CA 93106 Attn: Membership

Guest fee: \$5.00

Coast Lines Newsletter

This is a monthly publication.
Newsletter articles will be accepted up
until March 19 for April issue.

Send articles to:

Lynn Laughrin 1224 E. Mason, #B, Santa
Barbara, CA 93103
radish@gte.net

Membership

Guild meetings are held on the second
Thursday of each month at 7:00 p.m.
at St. Andrew's Presbyterian Church,
4575 Auhay, Goleta, CA.


Please carpool, parking is somewhat
limited. Coastal Quilter's Guild of
Santa Barbara and Goleta is a non
profit, educational and charitable
organization. It is the purpose of the
Guild to educate its members about the
history and preservation of the art form
of quilt making and its related topics.
Also to learn new techniques, improve
skills and to inform the community at
large about our quilt making heritage.

Coastal Quilters Guild

P.O. Box 6341

Santa Barbara, California

93160



Behind every sewer is a
huge pile of fabric.

NON PROFIT ORG.
U.S. POSTAGE
PAID
Santa Barbara, CA
Permit No. 688

