


# Coast Lines



Volume 5

Newsletter for Coastal Quilters Guild of Santa Barbara and Goleta, Inc.

May 2001

## This Month: Jo Diggs

Working traditionally by hand, Jo simply layers well-chosen fabric in her exquisite landscape quilts. You've seen them in Visions, Quilt National, and Quilters Newsletter Magazine. Now see them live at the May meeting. Techniques for using layering to create illusions of space & distance, effects of color shifts, & simple perspective will be presented. Very exciting! See pages 3,4 & 5 for workshops.

## MAY: Yellow Charm Swapping

The guild is having it's Yellow Fabric Swap at the May meeting. If you signed up, you can receive many cool and warm, light-filled shades of yellow. This 'swap' will solve your yellow problems for a long time. Just follow Betty Kelley's instructions on page 9 and enjoy your collection of swapped yellows from your quilting friends! **Questions:** Call Joyce Ball 964-0144 or Betty Kelley 687-1443.

## Inside this issue:


President's Message	2
Ties That Bind	
Website in London	
Jo Diggs Workshops & Supply Lists	3-5
Library News	6
Panty Raid	7
Satellite Groups	
Upcoming Event	8
Yellow Charm Exchange	9
Challenge 2001	10
Guild Workshops	11
Officers & Chair 2001	12
2001 Budget	13
Ad Policy	
Community Quilts	14
A Look Backwards	
Recipe: Lazy Daisy	15
May Birthday's	
Local Classes	16
Book Sale	
Our Guild This Month	17
Websites, Scholarship	
Sylvia Einstein in June	18
Block of the Month	19
Membership Info.	20
Address	

## Workshops—Summer

**June: Sylvia Einstein.** Sylvia will travel from Massachusetts to discuss her development as a quilter—from bicentennial appliqué to intuitive art quilts using crazy piecing. See page 18 for supply list.

**July: Members' Showcase & Welcome.** We take this opportunity to admire the work of four talented Guild members, who will tell us a little about how they work. At the same time, we'll gather before the meeting to welcome all our new members—so please come early!

**August: Silent Auction** One woman's "trash" is another's treasure, so join us for an evening of quilters' bargains. Bring your unwanted, no longer needed, never used quilting whatnots to this meeting along with your checkbook! Saturday wearables workshop follows, details pending.



**Panty Raid** arrive....panties in hand, to the May meeting. See page 7.

## August

### Book Sale

The annual library sale of books and duplicate books is a library fund raiser.

See page 16.

# President's Message

Hi Everyone: It is only the end of April, but I am already starting to daydream about my summer vacation. As many of you know, I spend about six weeks every summer from mid-June to the beginning of August in San Diego. This will be our twentieth summer in San Diego, so I have gotten to know the area pretty well. Several years ago, I joined Canyon Quilters, which is a guild very similar to ours in size although their speakers are almost exclusively art quilters, and I can only attend in the month of July. Canyon has some spectacular quilters who are frequent winners of ribbons at national quilt shows. One of my favorite places to hang out in San Diego is Rosie's Calico Cupboard.



Rosie's has more than 6,000 bolts of fabric, just about every quilt book in print, and every new notion or gadget available. There are a number of other quilt shops in the area, and I have a lot of fun making the rounds each summer. My ideal summer day is to visit a quilt or fabric shop, then a museum in Balboa Park, and finish the day off browsing in several bookstores. I follow this type of day with several days in which I spend 10 or more hours quilting. Well, only seven more weeks to go! I have a lot of teaching to do before then, and my twins will graduate from

college next month. I will fit some quilting in every day, but nothing like I plan to do over the summer.

Happy Quilting! *Diane Eardley*



## Ties that Bind


By supporting quilt related classes and workshops we ensure the art of quilting, wearable art and developing sewing skills will continue to be part of our national heritage. Through sewing and quilting our youth may learn valuable lessons in history, reading, math, organization, planning and executing projects born from imagination. Sharing quilting and sewing brings people together and teaches team work and social interaction skills. Good goals for all ages. "I like your fabrics, Grandma."



## Website for London Needle Work Show

Information about the October, 2001, Knitting and Stitching Show at Alexandra Palace, London, may be found on the following website. It includes information about the event, workshops, competitions, 200 vendors!, etc.--on-line sign-up for workshops). Check out the really interesting gallery, featuring some of the well known quilters in Britain. [www.twistedthread.com](http://www.twistedthread.com)  
*submitted by Norah McMeeking*





# Jo Diggs Workshop “*Appliqué Landscapes*”

Friday, May 11, 2001

9 am. – 3:30 pm.

Goleta Valley Community Center  
5679 Hollister Ave., Goleta CA

Techniques for using layering to create illusions of space & distance, effects of color shifts, & simple perspective will be presented. Students will design their own landscapes from help given in class.

### Supply list:

- Scissors – sharp fabric, with pointed blades; long blades better than short.
- Needles – slender for appliqué; size 10 or 11 sharps
- Thread to match your fabric; color match more important than fiber content.
- Pins – straight; long & fine preferred
- Thimble
- Paper – colored construction (or other paper) Minimum 3 colors, six sheets.
- Glue Stick

### Optional :

- Marker –to draw shapes directly on fabric.
- **Fabrics**

Bring a wide range of cotton fabrics. Hand dyes, closely graded graduated colors work well. For example, light lavender to dark purple. Solids are visually quiet, prints are more active. Bring more small pieces than large ones. Fabrics with “glow” spots are often good. Teacher will have a small supply of pastel hand-dyed fabric pieces for sale at nominal cost.

**Muslin:** ½ yd for foundation for project, more if you plan to work large. In small projects, the sky fabric may be the foundation.

**P**lease plan to arrive by 8:45 to set up for the workshop. Coffee & tea are provided by the guild. Please bring a snack to share & either a sack lunch or you may choose to go out in the area. There will be a mid-day break.

Questions? Call Kristin Otte, 683-4390.



# Jo Diggs Workshop

## *“Direct Designing—Freedom from Patterns”*

**Saturday, May 12, 2001**

**9 am. – 3:30 pm.**

Goleta Valley Community Center, Room 6  
5679 Hollister Ave., Goleta CA

Students will analyze images & practice dividing them into simple, basic shapes with free-hand cutting, no patterns needed. First subjects will be flowers & fish, with other subjects optional later. Focus will move to a richer, more varied & intricate images with exploration in fabric choices, multiple layering & repeating design elements. Hand stitching will be demonstrated, with optional work on machine.

### **Supply list:**

- Scissors – sharp fabric, with pointed blades; long blades better than short 3”
- Needles – slender for appliqué; size 10 or 11 sharps
- Thread to match your fabric; color match more important than fiber content.
- Pins – straight; long & fine preferred
- Thimble
- Paper – colored construction (or other paper) Minimum 6 colors, six sheets.
- Glue Stick

### **Optional**

- Sewing machine – Handstitching is demonstrated by teacher, but you may bring your own machine if you usually assemble appliqué this way. Bring fusing material & thread. (Note: We have a smaller room & a minimum of outlets for use with machines.)
- **Fabrics** – for completing floral & fish projects.  
**Cotton** is best for handstitching, & does not need to be prewashed. Bring bright & fun, or quiet, sophisticated or a mix of both. Prints & solids, small stripes & plaids.  
Bring lots of steps of graded colors, i.e.. blues graded from light to dark. Hand dyes are useful.  
If using knits, bring one-sided fusing material to stabilize.  
**Muslin** – must have ½ yd or more to use as a foundation for your fabric projects.

**See next page for advanced study.**

Please plan to arrive by 8:45 to set up for the workshop. Coffee & tea are provided by the guild. Please bring a snack to share & either a sack lunch or you may choose to go out in the area. There will be a mid-day break.

Questions? Call Kristin Otte, 683-4390.

## Advanced Study

The focus will be on how to cut apart & restructure landscapes. Work will be in paper first. Any magazine photo, illustration, greeting card or other paper landscape will do. The teacher will provide a few free postcards per student. Teacher will also have available color reproductions of two of her own landscapes, image size approximately 12" x 18". Students may purchase & cut apart & reassemble as many sheets as they please. Cost will be nominal \$.50 @.

**Optional:** If students want to have fabric landscapes to cut apart & restructure they can prepare the landscapes prior to class. These can be made of WonderUnder applied fabric or actually stitched landscapes.

### Must have:

Scissors – fabric & paper; long blades rather than short  
Glue stick  
Foundations for gluing to, can be cardboard, poster paper, matt board or other 8 1/2" x 11" or larger.  
Paper Landscapes (see above.)

### Optional:

Fabric  
Sewing aids on supply list  
Colored construction paper  
Pencil for paper & fabric  
Tracing paper  
Ruler – rotary, gridded  
Fabric glue, or tacking spray  
Rotary cutter & matt, with fabric & paper blade.




# Library News

We have all used paper piecing since discovering how accurate it made our blocks look. And we are always searching for interesting block designs for this fast and easy technique. Well, here are 65 different designs grouped into geometrics, flowers, baskets, hearts, trees, and pictures. **EASY MACHINE PAPER PIECING** by Carol Doak has full size designs that can be photocopied, 16 quilts in a colorful gallery made from these blocks, and pages of clear instructions and diagrams and tips: all the requirements for a perfect Guild library book! Now that's fine and easy because it's all straight seam piecing, but what about curves?

Jodie Davis has come up with **PAPER-PIECED CURVES**. If you stop to think about it, it's impossible to have flat paper-pieced curves. Sure enough, the eight quilts in this book demonstrate that after flipping the fabric over, you have excess fabric that must be pleated to meet the straight seam it encounters in the next block. Therefore, you have the added interest of an added dimension and a decidedly different effect. The projects illustrated range from easy to challenging.

In **PATTERN PLAY** Doreen Speckmann show you how you can design your own quilt and not be held hostage to templates from books or magazines or classes. Using graph paper, one idea leads to another and you soon have your own all-over design. You will most likely come up with block to block settings (no sashing) and your quilt will look most pleasingly complicated. After seven-eighths of the book is devoted to urging you to be creative and playful, Doreen includes a small

project section at the back and even templates in case you want to defy her and copy her designs. You will learn a lot and be entertained by her delightful self-deprecating and humorous chatting. **WILLOWOOD** by Jean Wells is the first book we have that is devoted to buttonhole stitch appliqué. Maybe the request for it was inspired by our recent block of the month flower that used the buttonhole stitch so effectively. Willowood has the



air of American folk art with flowers, houses, angels, animals all paired with traditional patchwork blocks and together form village, meadow, and forest scenes. Paperbacked adhesive is fused to the back of fabric and shapes are cut, then appliquéd with embroidery thread or perle cotton. Jean recommends a plastic appliqué pressing sheet


made by Bear Thread Designs that is useful for ironing layered and arranged appliqués which can then be lifted off to be placed on background fabric. She gives useful tips on this simple method of creating a colorful quilt. There are also suggestions for a garden coat, a child's dress, purses, pillows and table runners. And then there is **THE ULTIMATE SUNBONNET SUE PRIMER** by Leisure Arts. Sixteen designs of Sue and a girl friend from an antique children's primer capture the charm of redwork first begun by Bertha Corbett Melcher at the turn of the twentieth century. Re-useable iron-on transfers are included and can be used on pillows, aprons, table runners, and dish towels. Quite a variety this month. Enjoy!

*Joyce Ball*



# PANTY RAID!

We are raising underwear so get your panties in a bunch!



The Blockheads satellite group have made a quilt to benefit local women in life transition. For each pair of brand-new underwear you give us to donate to Shelter Services for Women, you get a chance to win the group-effort quilt we will be displaying for the first time at the May Guild meeting.

We are accepting new (in the package or with tags still on) underwear in any size for women, children, or men. All men's underwear and some of the women's we receive will go to Good Hearted People/Job Smart, so everything you bring will benefit someone in our community.

We will give the quilt away to some lucky guild member during the July meeting, so, for the next three meetings, please see any Blockhead to turn in your donations and get your chances to win this lovely quilt. The Blockheads are: Carol Barringer, Jan Beckert, Oleta Bennett, Anne Braddock, Linda Cassirer, Isabel Downs, Monte Farris, Leslie Hogan, Lora Martin, Mary Norton, Cecilia Puppo, and Sue Scholl.

If you would like more information about the organizations who will benefit from this "underwear raiser", please see Lora Martin.

This idea was copied (with permission) from the Simi Valley quilter's guild. They have about as many members as we, and were able to donate nearly 500 pair of underwear to their local women's shelter. Can we do better????


## Southern California Quilt Run




The Southern California Association of Quilt Shop Owners presents their 3rd annual Quilter's Run. This year the Run will be divided into two geographical areas. The Southeast area with 12 shops and the Northwest area with 13 shops. There are prizes totaling over \$10,000. In addition to the Grand Prize winners, there will be daily door prizes awarded for those who travel with a group of six or more, each shop will be giving away a 6-pack of merchandise. Dates for the run are July 20, 21, 22 for the Southeast Shops and July 27, 28 and 29 for Northwest shops. For more information call (805) 984-8818.

## Satellite Groups

It's great to hear from our satellite groups, the Blockhead's Panty Raid charity project; and the Sew What's group with their Block of the Month, to name just two. Let's hear from other groups. Tell us of your recent activities, charity projects and group projects. We can inspire each other whether or not we are members of the groups. Send e-mail to [radish@gte.com](mailto:radish@gte.com) or call Lynn at 962-6401.





## Upcoming Quilt Events

**May 4-6** Moon over the Mountain Quilting Retreat.

**May 4-6** The Traveling Quilters, Big Bear Quiltaway Weekend. Info/availability contact Lynn Crawford, phone. 760-249-8869.

**May 6** Bear Valley Quilters present "Small Quilt Auction & Craft Market", Sunday.

Free admission & refreshments. Preview noon to 1:15pm, Auction begins 1:30pm. South Bay Community Center, 2180 Palisades, Los Osos, CA. Info: (805) 528-6933

**NEW: May 15** Deadline for entries, Quilters Hall of Fame, Inc. Celebration 2001 Quilt Show. Info: #10 self addressed stamped envelope. Celebration 2001, Quilters Hall of Fame, PO Box 681, Marion, IN 46952-0681. Tickets for opportunity quilt also available.

**May 19-20** "Quilting in the Valley" quilt show, Student Union at Cal State Northridge.

**June 23-24** Orange County Quilters Guild Show, Irvine Valley College. Info: Patty Mayer (949) 495-1739, or email [pattyjam42@aol.com](mailto:pattyjam42@aol.com)

**NEW... July 7-8** Quilters By the Sea quilt show, "Quilting Traditions" Long Beach City College, Nordic Center, 4901 E. Carson St., Long Beach. Sat 10am-5pm, Sunday 10am-4pm. Admission good for both days. Info: Jan Hicks (562) 633-0204

**July 21** SCCQG mtg., hosted by South Bay Quilters guild, Topic: Meet the Vendors

**NEW...August 4-5** Santa Monica Quilt Guild Show, "Quilting by the Sea", Santa Monica College Pavilion. Sat. 1pm quilt auction. Dolls exhibited by Sisters of the Cloth. Info: Linda Edell e-mail

[bookee@thegrid.net](mailto:bookee@thegrid.net) or (310) 558-3458

**August 3-5** TLC Quilters Show 2001, "Indian Summer", West Covina Elks Lodge, 841 W. Merced Ave., West Covina.

**August 10-12** San Diego Quilt Show, Inc. 20th Annual show at San Diego Concourse, 202 C St. in both Plaza and Golden Halls, over 400 quilts on display!

**NEW...August 18-19** Quilts for All Seasons, Tehachapi Mountain Quilters, Tehachapi Valley Recreation Center, 490 West D St. Info: Diane Mattern, 22413 Citation, Tehachapi, CA 93561 (661) 822-7214;

e-mail: [matern@lightspeed.net](mailto:matern@lightspeed.net)

**Sept. 8-9** Citrus Belt Quilt Guild Show, Info: Connie Crouch (909) 820-1797

**Sept 8-9** Flying Geese Quilters Guild Show, "2001 A Quilt Odyssey, The Journey of Quilting", Orange Co. Fairgrounds, Sat. 10-5, Sun. 10-4. Info: Shelby Diehl (949) 459-6003; e-mail: [cozyquilts@aol.com](mailto:cozyquilts@aol.com)

**Sept. 22** Georgetown Outdoor Quilt Show, "A Picnic in the Pines". 10am -4pm, V.F.W. Memorial Park, Wentworth Springs Rd. at Eaton Rd., Georgetown CA

**Sept. 29** Desert Winds Quilt Guild Show. "Parade of Quilts" 11am to 5pm at Percy Bakker Community Center, 9333 "E" Street, Hesperia, CA. Info: Betty Rodgers (760) 234-2745

**Sept. 29-30** Quilt Guild of Solvang & Lompoc present "Old Fashioned Quilt Show" at Lompoc Veteran's Bldg. 100 East Locust Ave., Lompoc, CA. Info: Lynn Taylor at (805) 733-1244 or e-mail [lyntaylr@sbceo.org](mailto:lyntaylr@sbceo.org)

**Coming November 17-18...** Camarillo Quilters Association, Quilt Show, Agriculture Bldg., Seaside Park, Ventura Fairgrounds.

Info: Joan Olson (805) 482-4109



## Yellow Charm Exchange to be held this Month

There will be a yellow charm square exchange at this month's guild meeting. The exchange will work the same way as the last exchange. The pieces are small but wasn't the quilt Desiree Cook showed at our February meeting wonderful! It was made from the fabrics she received in our last green exchange. To participate you need to:

1. Accurately cut 5-inch squares of five different yellow fabrics of good quality pre-washed and ironed cotton.
2. Tack five squares of five different fabrics together in one corner with your assigned number attached. (You were given your number when you signed up for the exchange).
3. When the signup closes, you will be phoned by those in charge to tell you how many packets you will need to prepare for all participants to receive one.

4. Bring your stacks of squares to the May meeting to be lined up with the stacks of the other participants. After distribution is complete you will go down the line of squares again and pick up one stack from each participant.

5. Participants will be limited to no more than 40 members. (Last exchange 32 participated).

6. Note: The amount of fabric you will need will depend on the number of participants. You can get 12 five-inch squares from a fat quarter and if we have 40 participants you will need just over three fat quarters for each shade of yellow. You may "raid your stash" for fabrics? the packets do need to consist of the same five fabrics? they only need to be five different fabrics.

### Questions:

Call Joyce Ball 964-0144 or Betty Kelley 687-1443



## Thanks to Our "Beverage Bringers"

So far this year, our refreshment volunteers have been doing a terrific job. Some anonymous quilters have also left cookies and candy for the group to enjoy. Special thanks to Anita Allman, Harriet Berk, Gladys Brown, Desire Cook, Nola Ferguson, Mariel Hawel, Naomi Hicks, Diana Iler, Beth Jones, Betty Libbert, Jane Malmgren, Cynthia Manzer, Marilyn Martin, Pat Masterson, Ruth McMullin, Judy Rys,

Connie Tafaleski and Gail Tinsley, who have signed up and brought beverages.

If you are one of "quiltmaker's elves" who leave nice things for us to find, please let us know who you are. Sign up on our "Secret Servers" list at the May meeting. That way we won't call on you to bring beverages in the future.

Thanks to all who have brought beverages and treats.  
*Nedra and Jean.*



**Clean-up, Please!** Members are requested to pick up all candy wrappers, beverage cups and other clutter after each guild meeting and workshop. Candy Kiss foil paper and sticky wrappers can work themselves into the rug...best to keep in hand and toss in the trash. Please respect the rented facilities in which we hold meetings. *Thank you.*

# Challenge 2001

## **Chart a New Course Mariner's Compass**

Give 'leeway' to your creative instincts,  
'show your true colors' ...'hit the deck'....

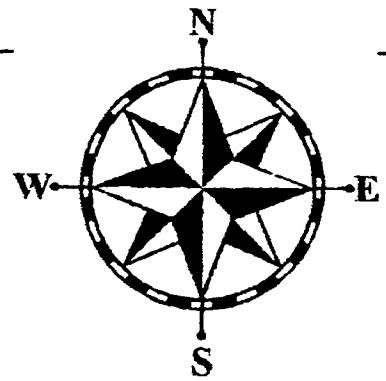
The annual Guild Challenge is coming up in October.

**The theme is nautical**, featuring the fabulous pattern Mariner's Compass (you may make variations on it if you 'catch my drift'). Our guild library has several books with patterns as well as flip & sew techniques which makes the Compass possible for beginners and advanced alike. Barbara Barber's paper piecing workshop in April taught us the Compass pattern with flair!

**Size:** no greater than 144" circumference (or 36"x36" wall hanging).

**Challenge:** must include a Mariner's Compass of some type: pieced, appliquéd, printed, traditional, contemporary, fractured, etc.

'Get on board'... 'learn the ropes' for this beautiful pattern and enter the Guild Challenge this year. Presentation program October!



**Mariner's Compass:** A favorite of nineteenth-century quilt makers living on the Eastern Seaboard, this design is taken from the wind roses found on ship's compasses and sea charts. This Old English pattern can be traced back as far as the 1700's. Certainly a respected quilt block, with its bold mixture of curves and narrow, radiating points and always in multiples of eight. Other names include Sunburst, Rising Sun and Chips & Whetstones. The compass is not only meant to point the way to our destination, but also to show us the way home.

## **Website**

One of our favorite television shows, Simply Quilts, has a web page. The upcoming shows are listed with descriptions. The show has announced that they will be in the Southern California area to cover quilting events to film for next season. Any shows, events, or quilt-related issues are eligible for their consideration. Spread the word, you never know - your quilt related event might be covered! Go to: <http://www.hgtv.com>, once there click on HGTV Show List, then Simply Quilts. *Salley Vizsthum (This item is reprinted from XVII, No. 1 issue of the Southern California Council of Quilt Guild's Newsletter.)*

## **Grant House Sewing Machines**

**Grant House Owner**

Magnolia Center

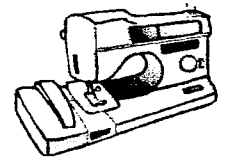
5152A Hollister Avenue

Santa Barbara, CA 93111


Phone 805 967-3680 Fax 805 967-3091

E-mail [ghouse@silicon.com](mailto:ghouse@silicon.com)

Hours: M-F 9:30-5:30 Sat. 10-5



# Quilter's Trips for 2001



**Oct 2-15 Norah's Textile Tour of England.** Two weeks of glorious fabrics, workshops, tours, and so much more. Air included from Santa Barbara.

**Oct 31-Nov. 04 Houston International Quilt Show-** Classes, tours and a real good time! Air from Santa Barbara on this one too!

**Brochures for both tours are now available.** Call Nancy King at Magic Carpet Travel 964 4741 or e-mail me at [magic@rain.org](mailto:magic@rain.org).

## Guild Workshops -

**May 11 (Friday) – Jo Diggs**

### Layering in Space or Applique Landscapes

Techniques for using layering to create illusions of space & distance, effects of color shifts, & simple perspective will be presented. Students will design their own landscapes from help given in class.

*We still have a few places available in the Saturday workshop! Call Kristin, 683-4390 to enroll.*

**May 12 (Saturday) – Jo Diggs**

### Direct Designing –

### Freedom from Patterns

Students will analyze images & practice dividing them into simple, basic shapes with free-hand cutting, no patterns needed. First subjects will be flowers & fish, with other subjects optional later. Focus will move to a richer, more varied & intricate images with exploration in fabric choices, multiple layering & repeating design elements. Hand & machine stitching will be demonstrated, plus working with fusible products.

### **June 14 (Friday) – Sylvia Einstein** Contemporary Crazy Piecing

Gather your scraps to create a wall hanging quilt using the crazy piecing technique. Sylvia will lead us through her fun, intuitive method using contemporary materials & approaches. We will also discuss other techniques, how to design for crazy piecing, & how to incorporate crazy piecing into other designs. Look for her work at [http:// EinsteinS.tripod.com](http://EinsteinS.tripod.com)

Note: Sign-up with Kristin Otte at the meetings or call or e-mail her.

Payment for the workshop must accompany sign-up. If workshops are full, a waiting list will provide substitutes. If a member cannot attend, after enrolling, it is the member's responsibility to find a replacement in order to recoup cost of the workshop.

There are no workshops through the summer, but get ready for Micky Lawler's two-day workshop in September, Paints on Fabric! Enrollment will be announced at the July meeting.

Questions? Call Kristin Otte 683-4390, e-mail [kristino@sbceo.org](mailto:kristino@sbceo.org)

## Officers and Committee Chairs - 2001

**President** - Diane Eardley 863-8321  
**Programs** - Norah McMeeking 962-8511  
**Workshops** - Kristin Otte 683-4390  
**Future Programs** - Robin Ruge 966-5882  
**Recording Secretary** - Linda Hanna 962-7715  
**Corresponding Secretary** -  
Evelyn Gorrindo 687-2170  
**Treasurer** - Michelle Peerson 681-9556  
**Parliamentarian** - Ranell Hansen 684-7042  
**Block of the Month** - Betty Kelley 687-1443  
**Challenge Quilts** - Karen Pickford 967-9588  
**Community Projects** - Liz Turner 967-0741  
**Newsletter Editor** - Lynn Laughrin 962-6401  
**Newsletter Layout** - Marlene Pearson 563-8080  
**Newsletter Distribution** - Gladys Brown 964-2471  
**Door Prizes** - Susan McIntosh 685-6535  
**Historian** - Betty Libbert 687-5128  
**Librarians** - Joyce Ball 964-0144  
& Marilyn Martin 967-6821  
**Membership** - Jan Beckert 682-8222  
**Refreshments** - Jean Macmillan 964-2060  
& Nedra Ireland 967-09965  
**Satellite Groups** - Janet Berlin 968-4933  
**So.CA.Quilt Guilds Rep.** - Sue Scholl 683-8874  
**Special Events** - Anne Braddock 687-4228  
**Telephone Committee** - Wanda Livernois 962-4247  
**2001 Opportunity Quilt** - June Gerrard 961-9775  
**Opportunity Tickets** - Gail Tinsley 687-7222  
**Public Relations** - Desiree Cook 967-2035  
**Scholarships** - Nola Ferguson 684-5665  
**Welcome Committee** -  
Joanne Coulter 683-9491

## New Members

**Joe Beavers**  
1231 East Mason St., A  
Santa Barbara, CA 93103  
Phone: 962-0449  
**Kristin Lewis**  
17 St. Ann Drive  
Santa Barbara, CA 93109  
Phone: 965-6886  
**Ann Marshall**  
18421 Sandringham Ct.  
Northridge, CA 91326  
Phone: (818) 366-2605

## Membership Directory

Connie Stone's e-mail  
address should be  
corrected to read:  
[cjwlstone@hotmail.com](mailto:cjwlstone@hotmail.com)

## Fabric Manufacturers donate to Cure for Cancer:

When quilters began making quilts for hospital patients, a fabric manufacture was prompted to design a line of fabrics called "The Healing Garden." The designs are part of a Quilt for a Cure fabric collection. Each new design represents a plant that is used in cancer prevention or cure and a part of the fabric price goes to fighting cancer.

**Crib Size:** a crib mattress size is 28"x52"  
**Twin Size:** a Twin size mattress is 39"x75".  
**Full Size:** a full (double) size mattress is 54"x75".  
**Queen Size:** a Queen size mattress is 60"x80".  
**King Size:** a King size mattress is 76"x80".

If you drop something out  
of your sewing  
basket, it will be your box  
of pins—cover off.


## 2001 Budget Expenses

Item/Category	2001 Budget
Administrative Costs	\$300.00
Bags/T Shirts	0
Botique	\$6,336.57
Block of the Month	\$150.00
CPA Fees	\$200.00
Challenge	\$300.00
Charitable Donations	\$600.00
Community Quilts/Projects	\$250.00
Door Prizes	\$50.00
Equipment	\$300.00
Facility Rental/Expenses	\$1,800.00
Historian	\$300.00
Insurance	\$450.00
Library	\$500.00
Membership/Board Dinner	\$425.00
Miscellaneous	\$300
Newsletter	\$3,200.00
Opportunity Quilt	\$450.00
Programs/Workshops	\$16,700.00
Refreshemnts	\$60.00
SCCQG Guest Travel/Dues	\$500.00
Scholarships	\$500.00
School Programs	\$150.00
Special Programs	\$100.00
Storage Locker	\$520.00
Welcome Committee	\$120.00
<b>Total Expenses</b>	<b>\$34,561.57</b>

## 2001 Budget Income

Botique	\$6,700.38
Bags/T-shirts	\$300.00
Door Prizes	\$1,500.00
Member Dues/Vistors	\$7,000.00
Library	\$500.00
Miscellaneous	\$200.00
Opportunity Quilt	\$2,500.00
Savings interest	\$200.00
Workshops	\$5,400.00
<b>Total Income</b>	<b>\$24,300.38</b>

## Talking in Meetings & Leaving Early...




Please show respect for our Program Speakers by remaining silent throughout the program. The acoustics in the room make it difficult to hear the speaker if your neighbors is talking... and every conversation is overheard by others. Also, it is most respectful to remain seated until the meeting is over. If you must leave the meeting early to catch a ride, please respect the program speaker by sitting the back of the room and exiting quietly from the side door. Leaving early to avoid traffic is not courteous to the speaker or other members. Thank you for being on your P's and Q's.

Please turn off all cell phones and pagers during guild meetings. Invariably, once it rings the phone cannot be found, causing further disruption.

## Newsletter Advertising Policy

The policy for advertising in the newsletter is as follows: Each member may have a free ad once a year for an item to sell. Additional ads will cost \$5 per ad. Classes, either Adult Education, privately taught or at businesses, will be listed in the newsletter at no charge. The format for classes will be as in the January, 2001, issue of Coastlines with the title of the class, name of teacher, time, location, and a contact phone number. We encourage teachers to supply information about their classes. If you would like to announce a more complete description of the class, please bring a flyer to the guild meeting, and put it on the information table at the rear of the meeting hall, or a newsletter ad may be purchased for \$5. Information for the newsletter should be mailed to Lynn Laughrin at 1224 E. Mason #B, Santa Barbara, 93103, or e-mailed to [HYPERLINK "mailto:radish@gte.net" radish@gte.net](mailto:radish@gte.net). The newsletter deadline is the third Monday of the month. A check for \$5, if applicable, must be received by the deadline.



# Community Quilts



## Quilts and Medicine

As we make our quilts for Raggedy Anns and Andys to take to hospital patients we need to be mindful that we are also part of the cure for these folks. The quilts we make for them may make

more of a difference than we can imagine. Our quilts let patients know that they are still part of the community, and that they are not alone in their fight to regain health. Our quilts are their connection to the world outside their hospital room--make them beautiful, make them often!

## A Look Backward

### American quilting

changed when Marie Webster's designs were presented, in color, in the Ladies Home Journal in 1911. Marie had done handwork since childhood, but was a newcomer to appliqué quilts when she gained a national audience for her design work at age 52. Marie was influenced by the Arts and Crafts Movement and Lillian Wilson's 1908 advice to "go straight to nature" for design inspiration. This led Marie to design a series of flower quilts that were so popular, she was deluged with request for patterns. With the help of her son, Laurence, and his knowledge of blueprints, Marie began making blueprint patterns of her designs. In 1921, The Practical Patchwork Company was born. Marie and two close friends began to produce quilts, kits and patterns in an upstairs bedroom of Marie's house. The company prospered in this environment until World War II.

The Practical Patchwork Company motto was 'a joy forever', a line from a John Keats poem. That line has become the title of a fine book, bringing Marie Webster's work to modern quilters. Written by Rosalind Webster Perry, Marie's granddaughter, the book recounts Marie's life and influences as well as reviewing twelve of her beautiful flower quilt designs.



Newly drafted patterns, by our own Marty Frolli, insure that today's quilters will be able to stitch their own Marie Webster quilts with ease and confidence. Marty has redrafted Marie's designs for this book. You may recognize some of these patterns by other names, as rival quilt companies in the '20's and '30's freely stole Marie's designs and printed them with a new name as their own work.

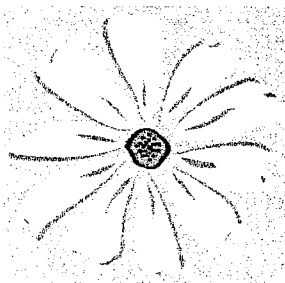
Rosalind Perry and Marty Frolli are working on a second book titled, Marie Webster's Garden of Quilts, with fourteen more of her quilt designs. The book will be out soon, so watch for it. Marie Webster, herself, has written a well known book, Quilts, Their Story and How to Make Them. This book includes the history of quilts and techniques to make them, but no drafted patterns. Rosalind Perry has included an interesting biography of her grandmother in the latest edition of the book. Rosalind has been member of Coastal Quilter's Guild for many years and along with Marty Frolli, a local quilt teacher with extra ordinary skill, are keeping the Marie Webster patterns and history as vibrant today as were her flower quilts in the '20's and '30's.

Be sure to talk to Rosalind about her grandmother's quilts. While you are at it, ask about the Marie Webster House and the Quilter's Hall of Fame.

*Article written by Jean Mac Millan.*

## Lazy Daisy Oatmeal Cake

1 1/4 cup boiling water.....1 Cup uncooked oatmeal  
1/2 cup butter  
1 cup sugar  
1 cup brown sugar  
1 tsp. vanilla  
2 whole eggs  
1 1/2 cup flour  
1 tsp. baking soda  
1/2 tsp. salt  
3/4 tsp. cinnamon  
1/4 tsp. nutmeg



Pour boiling water over oatmeal.

Cover, let stand 20 minutes.

Cream together butter and sugars until fluffy.

Blend in vanilla and eggs, then add oats and mix well.

Sift together flour, soda, salt, cinnamon and nutmeg.

Add to creamed mixture and mix well.

Pour batter into a well-greased and floured 9 inch square pan. Bake at 350 degrees F. for 50-55 minutes.

**Topping** to broil on top of cake for 3-4 minutes.

1/4 cup butter  
1/2 cup brown sugar  
3 Tbs. cream  
1/2 cup walnuts  
3/4 cup flaked coconut

When cake is baked, cover with topping and place under the broiler until bubbly and slightly browned, but not burned. Topping needs to be watched closely while broiling.

*Thank you, Janet Berlin, for this yummy "anytime" cake recipe. Tea, anyone?*

## May Birthdays

Ruth McMullin 3  
Rita Kirkpatrick 4  
Lorna Morck 4  
Lena Scharfeld 5  
Carla Zimmermann 5  
Dorothy Gibbons 8  
Betty Libbert 9  
Pamela Lindsay 9  
Ursula Dial 10  
Aurora Gonzalez 13  
Tabby Pagliotti 15  
Michelle Peerson 17  
Linda Agren 19  
Susan Cochran 25  
Angela Moll 28  
Jean Mac Millan 29



I live in my own  
little world, but it's ok,  
they know me here.

## UCSB Art Museum

Display of Japanese Fishermen's Coats and Tradition and Innovation: Contemporary Textiles from the Nuno Studio, Tokyo

**March 25 thru May 20**

If you have not already seen the spectacular *sashiko* decorated Fishermen's Coats and innovative, contemporary fabric displayed at the University of California,

Santa Barbara, Art Museum, get on over there! The lovely needlework decorations in *sashiko* embroidery and the spectacular fabrics on display are worth seeing more than once. The Art Museum is open from noon - 5:00 pm and noon daily and 8:00 pm on Tuesdays. Admission is free and parking is free on weekends.

The Art Museum phone: 893-2951.  
web site: <http://www.uam.ucsb.edu>

## Local Classes:

Adult ED Summer 2001

Summer classes begin Monday,  
June 4th and last for 6 weeks.

### **Rotary Magic Quilts**

Marty Frolli Tuesdays 9:00 am - noon.  
Room T-2, Wake Center.

### **Six Little Quilts for Summer**

Marty Frolli Thursdays 9:00 am - noon.  
Room T-2, Wake Center.

## Guild Doing's - 2001

Guild sponsored programs this year are:

- \* Members' Showcase, New Members Welcome and Library Book sale -- July.
- \* Silent Auction - Trash to Treasure -- August
- \* 2001 Guild Challenge Quilts -- October

**Note to Remember:** Put aside donations books for the library sale; collect sewing related items to donate to Silent action (both events benefit the Guild).

**Do you have your little grey cells thinking about this year's Challenge Quilt?**

**Crazy Piecing Workshop in June.** There is space available for the Silvia Einstein's workshop on FRIDAY, June 15th.

Topic: Contemporary Crazy Piecing.

Learn to crazy piece a quilt or wall hanging and bring this lovely, Victorian, sewing craze into the 21st century.

**All the Guild sponsored programs are great fun, join in this year and reap the benefits!**

## August Book Sale:

In August the guild library will have a book sale. Members who want to donate books, magazines or patterns to the sale may bring their donations to the monthly guild meeting.

The annual library sale of books and duplicate books is a library fund raiser.

Books can be brought to the meetings or members can call Joyce Ball, at 964-0144, to have them picked up.

## Door Prizes

*Winners from the April meeting:*

1. Lorna Morck-Blue Island Fabric, Betty's Assorted Quilters Needs.
2. Cindy Lansing - Quilting From the Heartland-Decorating with Theme Quilts, Charlene Jorgenson, three fabric pieces Beverly's.
3. Ellen Richardson—Gwen Marston, Liberated Quiltmaking-Donated by Toni Smith
4. Kathy Anderson - P&B Textiles Fat Quarters, Art Quilt Magazine
5. Janis McDonald - Prym-Dritz Rotary Cutter Packet
6. Claire Hemke-Quilt Retreat eight fat quarters-Heartwarmers Mercantile of Ojai.

Connie Stone will be coordinating the door prizes for the remainder of the year. Happy Quilting! *Susan McIntosh*

The fabric you forgot to pre-shrink will always be the one to shrink the most.



**Websites.** Here are some suggested websites to follow for 'computing quilters'.

Sue Traudt's World Wide Quilting:

<http://quilt.com/MainQuiltingPage.html>

National Online Quilters: <http://www.nogers.org>

Delphi Quilting Forum:

<http://www.delphi.com/quilting>

Susan Druding of San Fran :

<http://quilting.about.com>

Quilters Bee: <http://www.quiltersbee.com>

Get Creative: <http://www.getcreativeshow.com>

Web Sites of favorite Quilting and

Sewing TV Shows:

Eleanor Burns' Quilt-In-A-Day:

<http://www.quilt-in-a-day.com>

American Quilts:

<http://www.pbs.org/americanquilts>

Quilting for the 90's with Kay E. Wood:

<http://www.kayewood.com>

Simply Quilts with Alex Anderson:

<http://www3.hgtv.com/shows/project.htm>

The Carol Duval Show:

<http://www.qheartland.com/project.htm>

Sew Perfect with Sandra Betzina:

<http://www3.hhtv.com/shows/SEW.shtml>

Sewing with Nancy, with Nancy Zieman:

<http://www.nancysnotions.com>

Sew Creative with Donna Wilder:

<http://www.poly-fil.com/sewcreative/SC.html>



## Our Guild This Month & Reminders:

**May 10 Thursday,** Guild Mtg, 7:00pm St. Andrew's Church Program: Jo Diggs, guest speaker -Yellow Fabric

Exchange for members who pre-registered.

-Sign-up for May and June workshops at meeting. -Pick up kit to make Community Quilt. -Return Library books & tapes. -Wear name tag.

**May 11 Friday,** Jo Diggs workshop, "Appliquéd Landscapes" Goleta Valley Community Center, 5679 Hollister Ave., Goleta. Arrive by 8:45am for the 9am-3:30pm workshop.

**May 12 Saturday,** Jo Diggs workshop, "Direct Designing-Freedom from Patterns. Goleta Valley Community Center. 9am - 3:30pm.

**May 17 Thursday -** Guild Board Mtg. 7:00pm - 8:30pm. Samarkand Craft Room.

**May 21 Monday -** Coast Lines Newsletter deadline for June issue.

(see back cover for more information, late submissions are not guaranteed to

## **Guild Sponsored Scholarship Award - 2001**

The very first recipient of our first educational scholarship is Cathy Cristmana. Cathy returned to school to further her educational goals at Santa Barbara City College. Cathy's educational desire is to teach art or go into the design field. Cathy has two children and works part time for Berkus Designs Studio. In the past, she has belonged to quilt guilds in the San Bernardino Valley. Cathy will be attending our quilt meeting on May 10th. Please welcome her as our very special guest.

She is looking forward to meeting everyone too. *Nola Ferguson*

\* And, thank you too, Nola. Your efforts have succeeded. We have our first recipient for the scholarship from Coastal Quilter's Guild through the Santa Barbara City College scholarship program.

Nola has been working on this project, with Board participation, for more than a year. We acknowledge your dedication to the task. Thank you, Nola.

[REDACTED]

## Sylvia Einstein Workshop “*Contemporary Crazy Piecing*”



**Friday, June 15, 2001**

**9 am. – 3:30 pm.**

Goleta Valley Community Center  
5679 Hollister Ave., Goleta CA

Create a wall hanging quilt using the crazy piecing technique. Sylvia will lead us through her fun, intuitive method using contemporary materials & approaches. We will also discuss other techniques, how to design for crazy piecing, & how to incorporate crazy piecing into other designs.

**Look for her work at <http://EinsteinS.tripod.com>**

**Supply list:**

- Sewing machine (in good working order with spare needles)
- Sewing Kit – pins, thread, needles, scissors
- Rotary Cutting Supplies – ruler, cutter & mat
- Template material
- Glue Stick & paper
- Notepaper & pencil
- Fabric Scraps (large & medium prints or solids, cotton &/or cotton blends are best, a scrap bag works well for experimenting; &/or small amounts of many fabrics that work well together)

**Optional**

- Acrylic square (6, 8, 10, or 12”) or triangular ruler
- Scraps to share
- Design wall

**P**lease plan to arrive by 8:45 to set up for the workshop. Coffee & tea are provided by the guild. Please bring a snack to share & either a sack lunch or you may choose to go out in the area. There will be a mid-day break.

**Questions? Call Kristin Otte, 683-4390.**

## Betty's Flower Basket

Background –white or off white

- A – 1 2 ¼ inch square
- B - 2 2 ¼ by 5 ¾ inch rectangles
- C - 1 template C triangle
- D - 6 triangles (see note below)

Basket – blue or green – use one or two fabrics

- E - 8 triangles (see note below)
- FB – 1 triangle cut from template FB

Flowers – medium to large floral print

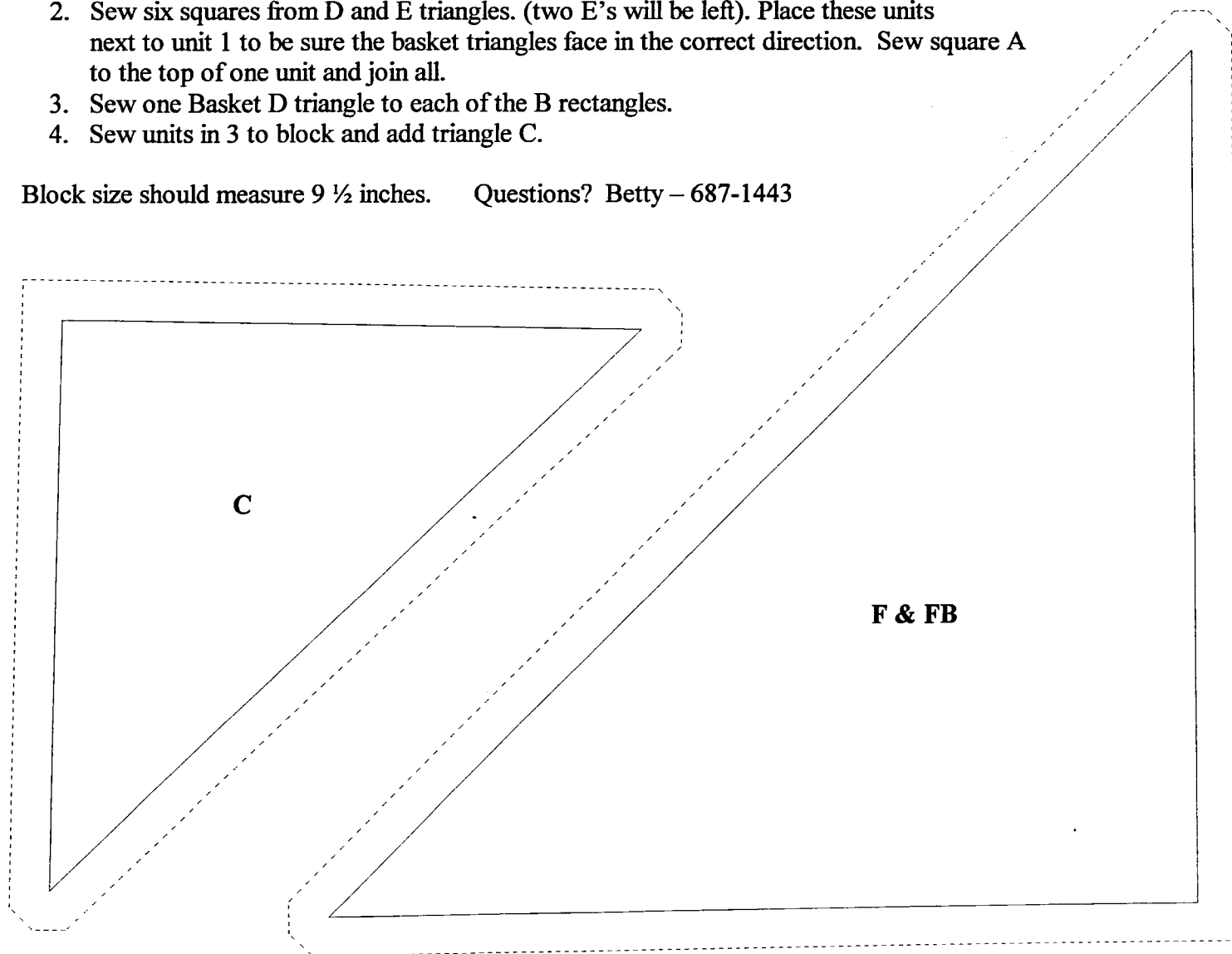
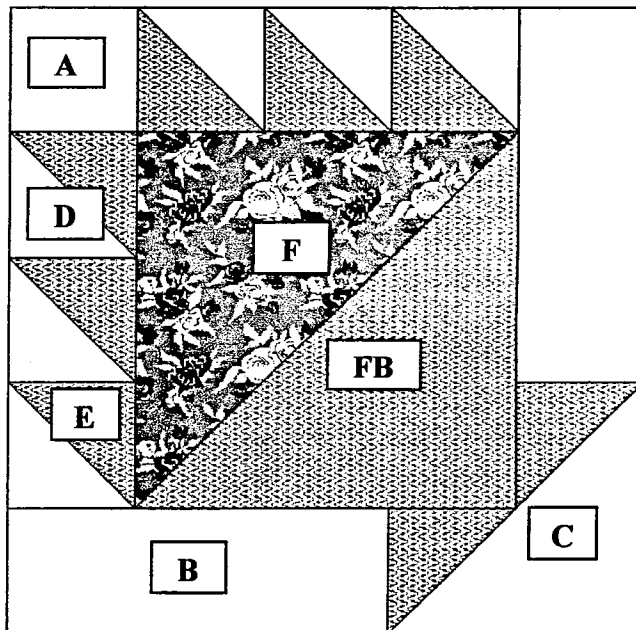
- F - 1 triangle cut from template F

NOTE – For D and E triangles diagonally cut a 2 5/8 inch square in half.

To Construct block –

1. Join F and FB to make center
2. Sew six squares from D and E triangles. (two E's will be left). Place these units next to unit 1 to be sure the basket triangles face in the correct direction. Sew square A to the top of one unit and join all.
3. Sew one Basket D triangle to each of the B rectangles.
4. Sew units in 3 to block and add triangle C.

Block size should measure 9 ½ inches.      Questions? Betty – 687-1443



Guild Website Address:  
<http://www.coastalquilters.org>



## This Month:

**May 10 Thursday**, Guild Mtg, 7:00pm St. Andrew's Church  
Program: **Jo Diggs**, guest speaker

**May 11 Friday**, Jo Diggs workshop, "Appliquéd Landscapes" Goleta Valley Community Center, 5679 Hollister Ave., Goleta. Arrive by 8:45am for the 9am - 3:30pm workshop.

**May 12 Saturday**, Jo Diggs workshop, "Direct Designing-Freedom from Patterns. Goleta Valley Community Center. 9am - 3:30pm.

**May 17 Thursday** - Guild Board Mtg. 7:00pm - 8:30pm. Samarkand Craft Room.

**May 21 Monday** - Coast Lines Newsletter deadline for June issue.

## New Members and Membership Renewals

Memberships are yearly for new members and renewals. Memberships may be added throughout the year. Mail membership form with check or money order for \$25 to: Coastal Quilters Guild, Inc., P.O. Box 6341, Santa Barbara, CA 93106 Attn: Membership  
Guest fee: \$5.00

## Coast Lines Newsletter

This is a monthly publication. Newsletter articles will be accepted up until the 21st of May for the June issue.

Send articles to:

Lynn Laughrin 1224 E. Mason, #B,  
Santa Barbara, CA 93103  
radish@gte.net

## Membership

Guild meetings are held on the second Thursday of each month at 7:00 p.m. at St. Andrew's Presbyterian Church, 4575 Auhay, Goleta, CA.

Please carpool, parking is somewhat limited. Coastal Quilter's Guild of Santa Barbara and Goleta is a non profit, educational and charitable organization. It is the purpose of the Guild to educate its members about the history and preservation of the art form of quilt making and its related topics. Also to learn new techniques, improve skills and to inform the community at large about our quilt making heritage.

**Coastal Quilters Guild**  
P.O. Box 6341  
Santa Barbara, California  
93160

NON PROFIT ORG.  
U.S. POSTAGE  
PAID  
Santa Barbara, CA  
Permit No. 688

