


Coast Lines



Volume 6

Newsletter for Coastal Quilters Guild of Santa Barbara and Goleta, Inc.

June 2001

This Month: Something Crazy Guest Speaker & Workshop:

Sylvia Einstein. Sylvia will travel from Massachusetts to discuss her development as a quilter-from bicentennial applique to intuitive art quilts using crazy piecing.

See page 3 for supply list.

Community Quilts: Turn-in time!

The Community Quilts Project for Adventures in Caring will end in July. Liz Turner asks that guild members bring their quilts to the June meeting. If you have not finished your kit or donation quilt, please call Liz at 967-0741.

Remember the
Panty Raid
see page 5

Inside this issue:

President's Message	2
Challenge 2001	
Sylvia Einstein in June	3
Library News	4
Panty Raid	5
Website: Quilt History	
A Look Backwards	6-7
Quilt Events	7
Officers & Chair 2001	8
New Members	
Show & Tell	9
I Modonnari 2001	
Wearable Art Satellite	
For Sale by Members	10
Summer Travelers	11
June Birthdays	
Local Classes	12
Upcoming Programs	
Our Guild This Month	13
Workshops	
Block of the Month	14-
Karen's Iris Bed	15
Membership Info.	16
Address	

UPCOMING Meeting Highlights:

July: Members' Showcase & Welcome. We take this opportunity to admire the work of four talented Guild members, who will tell us a little about how they work. At the same time, we'll gather before the meeting to welcome all our new members-so please come early!

August: Silent Auction One woman's "trash" is another's treasure, so join us for an evening of quilters' bargains. Bring your unwanted, no longer needed, never used quilting whatnots to this meeting along with your checkbook! Saturday wearables workshop follows, details pending.

September: Mickey Lawler

Mickey is owner of Skydyes and author of the book by the same title. A skilled teacher and craftswoman, she'll show us how to make textured, hand-dyed fabric and put it to use in our quilts.

October: Challenge

CQG Challenge is no doubt our most popular program when our members tackle the same design "problem" from many angles and take part in a friendly competition for prizes. A great meeting for friends and family to attend.


LIBRARY BOOK SALE

The library's annual discard sale (and fund raiser for the library!) will be held in July, not in August, as we stated in the last newsletter. If you have books to add to our sale, please bring them to the meeting in June or call Joyce Ball for pickup. The sale will begin before the general meeting at the same time as we welcome our new members so you will have two reasons to come early.

President's Message

Hi Quilters: It is hard to believe, but it is already time to start thinking about filling positions on next year's board even though it seems like this year has just started! We are going to try something new this year, and that is to have a nomination committee made up of representatives from each of the satellite groups. Someone will be contacting each of the satellite groups in the next few weeks to set up a meeting of the representatives for later in June. Hopefully, filling all the positions on the board will require just one or possibly, two meetings. In the meantime, when you have your June satellite group meeting, please discuss whom you would like to have as your representative and for which board position you would

like to volunteer. A list of all the board offices and committees is on second page of the telephone directory. Feel free to



call or e-mail me if there is a position or committee in which you are interested. I have a job description for each of the positions and would be happy to go over it with you. It is often more fun to do a job with a friend, or we can find a partner for you. Serving on the board is a fun and rewarding experience. Not only do you get to discover how the Guild operates, but you will also make many new friends and have the pleasure of helping to

make a very worthwhile organization like our Guild run smoothly.

Diane Eardley Phone: 963-8321

E-mail: eardley@lifesci.ucsb.edu

Challenge 2001

Chart a New Course

Mariner's Compass

October Guild Challenge Program is just 5 months away. It may seem there is plenty of time to make that great challenge quilt in your dreams.

Fact: Summer is busy, then Fall classes will start and before you know it you are in a crunch to finish before **OCTOBER 11th**.

TIPS: Make your challenge quilt Mariner's Compass block in a class or workshop. You will still be able to keep the rest of the quilt a

secret! Our guild library has several books with patterns as well as flip & sew techniques that make the Compass possible for beginners and advanced.

SIZE OF ENTRY QUILT: no greater than 144" circumference (or a 36"x36" wall hanging)

CHALLENGE: quilt must include a Mariner's Compass of some type: pieced, appliqued, printed, traditional, contemporary, fractured, etc.

'Get on board' and 'learn the ropes' for this beautiful pattern and enter the Guild Challenge this year!

Sylvia Einstein Workshop

"Contemporary Crazy Piecing"



Friday, June 15, 2001

9 am. – 3:30 pm.

**Goleta Valley Community Center
5679 Hollister Ave., Goleta CA**

Create a wall hanging quilt using the crazy piecing technique. Sylvia will lead us through her fun, intuitive method using contemporary materials & approaches. We will also discuss other techniques, how to design for crazy piecing, & how to incorporate crazy piecing into other designs.

Look for her work at <http://EinsteinS.tripod.com>

Supply list:

- Sewing machine (in good working order with spare needles)
- Sewing Kit – pins, thread, needles, scissors
- Rotary Cutting Supplies – ruler, cutter & mat
- Template material
- Glue Stick & paper
- Notepaper & pencil
- Fabric Scraps (large & medium prints or solids, cotton &/or cotton blends are best, a scrap bag works well for experimenting; &/or small amounts of many fabrics that work well together)

Optional

- Acrylic square (6, 8, 10, or 12") or triangular ruler
- Scraps to share
- Design wall

Please plan to arrive by 8:45 to set up for the workshop. Coffee & tea are provided by the guild. Please bring a snack to share & either a sack lunch or you may choose to go out in the area. There will be a mid-day break. Questions? Call Kristin Otte, 683-4390.

Library News

Sara Nephew is the queen of tumbling blocks and the 60 degree angle. She has manufactured a Super 60 Tool, essentially a triangular ruler, that combines all the measurements needed for 3 D designs. And that is what her new book, **THE BIG BOOK OF BUILDING BLOCK QUILTS** is all about. She describes 3D theory, shading, or value, that creates it, and cutting and piecing rules for that tumbling effect. Seventeen inspiring quilts in color that contain buildings or abstract designs as well as tumbling blocks. We have Harriet Berk to thank for requesting this title.

Two books by Ursula Reikes on baby quilts aren't enough for our library so we've added her new book **EVEN MORE QUILTS FOR BABY** with 20 new designs. The quilts are easy; the effectiveness comes from the fabric used. Did you see Oleta's hanging on the wall in Blue Island? Try using a Japanese print as she did.

Jean Ray Laury will be visiting us in the next year so we have purchased her latest book **THE PHOTO TRANSFER HANDBOOK**. Anything that can be copied or printed on a computer can be transferred to fabric so besides portraits think children's drawings, landscapes, images of art objects. She includes a full discussion of copyright laws. Half the book is devoted to the process of photo transfer using a color laser copier or a computer printer. Clear instructions with illustrations and problems of transfer are presented as well as appropriate fabric and quilting suggestions. The second half of the book contains a colored gallery of quilts providing new ideas for traditional patterns. A resource directory is in the back.

Another lecturer we will have in 2002 is
4 Sharyn Craig. Her fresh-off-the-press

SETTING SOLUTIONS is so full of good ideas that you find yourself reading it from beginning to end. Rather than flipping through for design ideas, you get hooked on "watching" her solve problems that have been YOUR problems. You begin thinking of those blocks you set aside two years ago. She works with common problems like the wrong colors, varying sizes, orphans blocks. She makes you see the value of a design wall! There are 62 quilts that illustrate her ingenious solutions.

OK, so finally we have a cat book. **THE CAT'S MEOW** by Janet Kline should satisfy our cat lovers. Nothing more need be said except that this is cat nip even for quilters who are not.

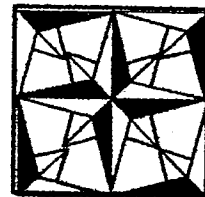
To complete, hopefully, our growing redwork collections, we now have **ALPHABET SUE** by Betty Alderman. She has 24 nine inch blocks with Sue hanging around the letter in a darling manner. With red sashing and borders this is a crisp little quilt about 45" X 58". Good for a grand daughter-and for those blocks to take with you on trips.

A few non-book notes: several months ago someone picked up **ART & INSPIRATION: RUTH McDOWELL** without checking it out. We have been waiting for it's return. Please check at home to see if you have the library's copy. Thank you.

We have very few overdue books. Thanks for your diligence in returning them on time.

I will be moving out of the library chair next year. Be thinking about the fun of buying new books and helping the Guild by being the librarian. Two assistants to help during the meetings is ideal.

Happy quilting-and reading.
Joyce Ball



Website: History of Quilts

Course Offering - Patricia Cox Crews, Ph.D., Professor and Director of the International Quilt Study Center, in the Dept. of Textiles, Clothing & Design at the University of Nebraska at Lincoln will be offering a History of Quilts course. It will be offered as a 'distance education course' this summer, June 12-July 10, 2001. It is offered to non-credit participants, as well as for graduate credit. The lectures were delivered by top scholars in the field including Virginia Gunn, Merikay Waldvogel, Jennifer Goldsborough, Jonathan Holstein, Janet Berlo, Dorothy Osler and others. I will serve as the resident instructor for the course and will lead the weekly discussions by telephone. Detailed course information and registration information regarding the "History of Quilts" course and

other summer workshops is posted on our web site at <http://quiltstudy.unl.edu>.

Patricia Cox Crews, Ph.D.:

Professor and Director

International Quilt Study Center

Dept. of Textiles, Clothing & Design

P. O. Box 830838

University of Nebraska-Lincoln

Lincoln, NE 68583-0802

Phone: 402-472-6342 Fax: 402-472-0640

pcrews@unl.edu <http://quiltstudy.unl.edu>

H-Quilts email addresses and websites:

Post message: H-Quilts@H-Net.msu.edu

Subscription info and archives of H-Quilts:

<http://www2.h-net.msu.edu/~quilt/>

Info about H-Net:

<http://www2.h-net.msu.edu/about/>

Panty Raid. Don't forget your underwear!

We are raising underwear so get your panties in a bunch!
The panty Raid deadline & drawing are the July Guild meeting.



The Blockheads satellite group have made a quilt to benefit local women in life transition. For each pair of brand-new underwear you give us to donate to Shelter Services for Women, you get a chance to win the group-effort quilt we will be displaying it again at the June Guild meeting.

Donate new underwear, (in the package or with tags still on) in any size for women, children, or men. All men's underwear and some women's panties we receive will go to Good Hearted People/Job Smart. Everything you bring will benefit someone in our community.

We will give the quilt away to some lucky guild member during the July meeting, so, for the next two meetings, please see any Blockhead to turn in your donations and get your

chances to win this lovely quilt. The Blockheads are: Carol Barringer, Jan Beckert, Oleta Bennett, Anne Braddock, Linda Cassirer, Isabel Downs, Monte Farris, Leslie Hogan, Lora Martin, Mary Norton, Cecilia Puppo, and Sue Scholl.

If you would like more information about the organizations who will benefit from this "underwear raiser", please see Lora Martin, 963-3685.

This idea was copied (with permission) from the Simi Valley quilter's guild. They have about as many members as we, and were able to donate nearly 500 pair of underwear to their local women's shelter.

Can we do better? YES we can!

A Look Backward

In 1933, mid-Depression days, the powers that be decided Chicago should host a grand World's Fair. They called it 'A Century of Progress.' The Sears Co. decided to sponsor a great 'Century of Progress Quilt Contest' which would promote both the World's Fair and the Sears Company. In today's dollars, the \$1,200 in prize money would equal about \$20,000--a fortune to the thousands of women who entered the contest, even in today's terms. Little did the Sears Co. estimate the delight and response of quilters, or the out pouring of quilts that would be submitted from around the country.

Sixty years later, in 1993, Meriday Waldvogel and Barbara Brackman published their book Patchwork Souvenirs of the 1933 World's Fair. They did not know when they began research on the contest, it's quilts, and the quilter makers, how difficult it would be to locate the 24,878 quilts that were entered at various levels of the contest. In fact, at the time of publication, they had located only 123 quilts.

These modern quilt historians also discovered a mystery and a fraud. The only trace of the Grand Prize winning quilt they could find was a Sears catalog page announcing the contest winners, and an partial line drawing of the quilt showing the pattern and the quilting motifs. A photo of the Grand Prize winner and its maker, Margaret Rogers Caden, graced the Sears catalog page. The text gushed that the quilt was now in the White House, a gift to Mrs. (Eleanor) Franklin D. Roosevelt. But the quilt was not in the White House collection when the authors tried to trace it. In fact, to date, the Grand Prize winning quilt cannot be located anywhere. How such a well publicized, prize

quilt could be lost is a mystery. Many replicas survive. Commercial quilt pattern makers sold patterns and kits to women who wanted to have their own version of the prize winner, but the original is no where to be found.

The quilt was 'Star of the Bluegrass pattern' with fern leaves in padded quilting. We know what the ferns looked like and what the quilt's colors looked like because Merikay and Barbara located the women who actually made the quilt and one of them still had her practice pieces.

Margaret Caden, official contest entrant, ran a needle work business with her sisters. Several Kentucky women remember working on the quilt. Mattie Black stuffed the ferns and sent the piece to Ida Rhorer to be pieced in the top. Ellen Mainous gave the star quilt top to Allie Price who added the cross-hatch quilting behind the stuffed work. Her mother and sisters helped her.

The finished quilt was sent to Margaret Caden, who signed the entry form which stated, "I certify that this quilt is entirely of my own making." Margaret Caden mailed "her" quilt to the Sears office in Chicago, rather than the closer regional office. Perhaps she wanted to avoid people who might understand that she "did not know which end of the needle to thread." When she won the Grand Prize, she did not share it with the women who had worked so skillfully on the quilt, even though she was, by far, better off financially than any of them. Quite an ending to the biggest quilt contest ever held.

If you would like to read the stories of the other 123 quilt entries and their makers, seek out the Waldvogel and Brackman book. You may decide one of the other quilts should have been the big prize winner--I did. If you ever

A Look Backward continued from page 6

run across an old quilt that was in the 1933 quilt contest, Merikay and Barbara would like to be contacted. They are still looking for 24,755 quilts.

---What questions are posed by this article? How far must contest rules be followed? If projects are group make, how should prize money be divided? What were the White House rules on gifts to a President/spouse in 1933? If the gift was personal, could

Eleanor Roosevelt have kept it or re-gift it to someone else?

How long should the maker continue to consider the gift her own? Is it possible, that the gift came back to Margaret Caden or to Sears Co. making it possible to regift it to another person or museum? --This is a knotted trail and only some of the questions quilt historians might consider in solving a mystery.

article submitted by Jean MacMillan

Upcoming Quilt Events

June 23-24 Orange County Quilters Guild Show, Irvine Valley College. Info: Patty Mayer (949) 495-1739, or email pattyjam42@aol.com

NEW... July 7-8 Quilters By the Sea quilt show, "Quilting Traditions" Long Beach City College, Nordic Center, 4901 E. Carson St., Long Beach. Sat 10am-5pm, Sunday 10am-4pm. Admission good for both days. Info: Jan Hicks (562) 633-0204

July 21 SCCOG mtg., hosted by South Bay Quilters guild, Topic: Meet the Vendors

NEW...August 4-5 Santa Monica Quilt Guild Show. "Quilting by the Sea", Santa Monica College Pavilion. Sat. 1pm quilt auction. Dolls exhibited by Sisters of the Cloth. Info: Linda Edell e-mail

bookee@thegrid.net or (310) 558-3458

August 3-5 TLC Quilters Show 2001, "Indian Summer", West Covina Elks Lodge, 841 W. Merced Ave., West Covina.

August 10-12 San Diego Quilt Show, Inc. 20th Annual show at San Diego Concourse, 202 C St. in both Plaza and Golden Halls, over 400 quilts on display!

NEW...August 18-19 Quilts for All Seasons, Tehachapi Mountain Quilters, Tehachapi Valley Recreation Center, 490 West D St. Info: Diane Mattern,

22413 Citation, Tehachapi, CA 93561
(661) 822-7214;

e-mail: matern@lightspeed.net

Sept. 8-9 Citrus Belt Quilt Guild Show, Info: Connie Crouch (909) 820-1797

Sept 8-9 Flying Geese Quilters Guild Show, "2001 A Quilt Odyssey, The Journey of Quilting", Orange Co. Fairgrounds, Sat. 10-5, Sun. 10-4. Info: Shelby Diehl (949) 459-6003; e-mail: cozyquilts@aol.com

Sept. 22 Georgetown Outdoor Quilt Show, "A Picnic in the Pines". 10am -4pm, V.F.W. Memorial Park, Wentworth Springs Rd. at Eaton Rd., Georgetown CA

Sept. 29 Desert Winds Quilt Guild Show. "Parade of Quilts" 11am to 5pm at Percy Bakker Community Center, 9333 "E" Street, Hesperia, CA. Info: Betty Rodgers (760) 234-2745

Sept. 29-30 Quilt Guild of Solvang & Lompoc present "Old Fashioned Quilt Show" at Lompoc Veteran's Bldg. 100 East Locust Ave., Lompoc, CA. Info: Lynn Taylor at (805) 733-1244 or e-mail lyntaylr@sbceo.org

November 17-18 Camarillo Quilters Association, Quilt Show, Agriculture Bldg., Seaside Park, Ventura Fairgrounds. Infor:

Officers and Committee Chairs - 2001

President - Diane Eardley 963-8321
Programs - Norah McMeeking 962-8511
Workshops - Kristin Otte 683-4390
Future Programs - Robin Ruge 966-5882
Recording Secretary - Linda Hanna 962-7715
Corresponding Secretary -
Evelyn Gorrindo 687-2170
Treasurer - Michelle Peerson 681-9556
Parliamentarian - Ranell Hansen 684-7042
Block of the Month - Betty Kelley 687-1443
Challenge Quilts - Karen Pickford 967-9588
Community Projects - Liz Turner 967-0741
Newsletter Editor - Lynn Laughrin 962-6401
Newsletter Layout - Marlene Pearson 563-8080
Newsletter Distribution - Gladys Brown 964-2471
Door Prizes - Susan McIntosh 685-6535
Historian - Betty Libbert 687-5128
Librarians - Joyce Ball 964-0144
& Marilyn Martin 967-6821
Membership - Jan Beckert 682-8222
Refreshments - Jean Macmillan 964-2060
& Nedra Ireland 967-0965
Satellite Groups - Janet Berlin 968-4933
So.CA.Quilt Guilds Rep. - Sue Scholl 683-8874
Special Events - Anne Braddock 687-4228
Telephone Committee - Wanda Livernois 962-4247
2001 Opportunity Quilt - June Gerrard 961-9775
Opportunity Tickets - Gail Tinsley 687-7222
Public Relations - Desiree Cook 967-2035
Scholarships - Nola Ferguson 684-5665
Welcome Committee -
Joanne Coulter 683-9491

Announcement

Margaret Dear will
take on the duties of
the Recording Secretary
until year end.
Thank you, Margaret!

Welcome, New Members

Karen Homan
6845 Shepard Mesa Rd.
Carpenteria, CA 93013
684-3534
Marty Lee
P.O. Box 484
Carpenteria, CA 93014
745-1135
Ha Ngo
1467 Camellia Circle
Carpenteria, CA 93013
684-3835
Barbara Ortiz
1333 5th St.
Port Hueneme, CA 93041
483-6359
Janet (Jan) Thompson
19405 Wildwood Rd.
Buttonwillow, CA 93206
(661)-764-5300
Shirley Beckert
2665 Tallant Rd., #W109
Santa Barbara, CA 93105
569-8787

The measure of success is not whether you
have a tough problem to deal with, but whether
it's the same problem you had last year.

-- John Foster Dulles

Wearable Art Satellite Group

The first meeting of a new Satellite Group organized around Wearable Art will take place in July.

Hostess: Barbara Greenleaf

When: Thursday, July 5th

Time: 7:00 p.m.

Where: Barbara's home:

3742 Portofino Way

Phone: 682-9373 (after June 28th)

If you plan to attend, please RSVP to:

Post Box: Barbara Greenleaf, 3905 State Street Suite 7, Box 270, Santa Barbara, CA 39105

E-Mail: "stratcomla@earthlink.net"

Directions: corner of Calle de Los Amigos and Portofino, off Modoc Road below Hope Ranch, in Hidden Valley. There's plenty of parking on both sides of the street.

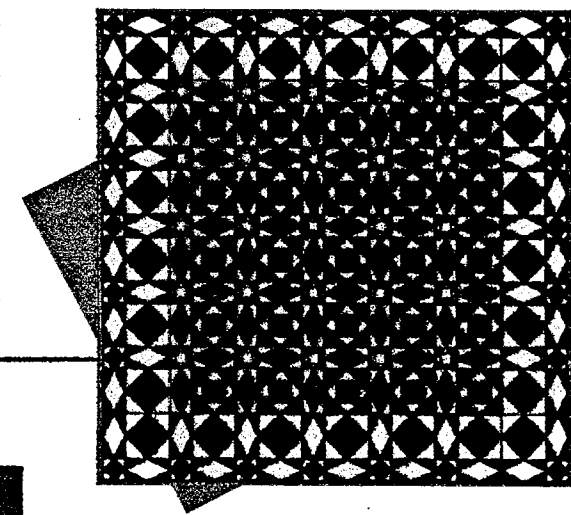
For this first meeting, you might want to bring some examples of fiber art you've made or admire or patterns that might be of interest to the group. I can pass around a pattern from Folkwear for a handsome Tibetan panel coat that I haven't had the courage to try yet and I can also report on the Sculpture Objects and Functional Art show I hope to see when I'm New York.



I Modonnari 2001

Memorial Day weekend was the 15th year for I Madonnari, the Italian Street Painting Festival that helps support the Children's Creative Project, a nonprofit arts education program of the County Education Office. The project sponsors fine arts programs in schools.

Coastal Quilters participated this year for the second time. Marlene Pearson, a member of our guild, did the chalking in red, blue and yellows with the help of 2 other chalkers. This year's design: Storm at Sea seen below.



May Show & Tell

Leroy Adams - Live Oak Music Festival banner.
Ingrid Bergere - Community donation quilt.
Joann Conklin - Seta Dyed fabric from Kristin Otte's Class. **Isabel Downs** - Seminole - 'Chant Ju Printemps.' **Ingrid Engmyer** - Flannel baby quilt.
Linda Hanna - Quilt for Adventures in Caring.
Diana Iler - Quilt for Adventures in Caring.
Maureen Kampe - Japanese Paper pieced quilt.
Jane Manasse - Mystery quilt. **Kristin Otte**- Class sample. **Toni Percival**- Sampler quilt - 1st quilt.
Judy Rys - Block from Barbara Barber's workshop.
Lou Ann Schlichter - 'Survivor' & 'No Dinosaurs on My Quilt'. **Phebe Smith** - Seminole quilt & a beginner's Sampler. **Susan West** - Seminole wedding quilt

A Reminder for August - Get ready...

The fun and fabulous "Silent Auction" is coming in August, so start stashing away those quilting related treasures you've lost interest in or space for. We've all changed direction in our work and "one woman's trash is another woman's treasure." We'll bid with pencil and paper on items, with the high bid at the end of the allotted time getting the item--usually for a song. All proceeds go into the Guild treasury to fund our activities.

Call for Entries:

The Proverbial Challenge -
Proverbs, Wives' Tales, and Things
Your Grandmother Would Say!

The Proverbial Challenge is accepting
entries for display at the Simi Valley
Cultural Arts Center during the
Summer of 2002 and possible national
tour.

EXTENDED slide entry deadline
February 28, 2002.

Details: Sam Hunter/Proverbial
Challenge, 6524-2 Stoney View Lane,
Simi Valley, CA 93063 (include
SASE); ProvChallenge@cs.com.

For Sale WEAVING LOOM

54" floor loom, ten
pedal, four harness.
Custom made by Thomas
Broadbent of Carmel.
10% finders fee to Guild
member who finds a loving
home for this "Rolls
Royce" of looms. Asking
price \$2,200.00. Contact
Michelle
@ 681-9556 or 689-7681

For Sale QUILT KIT

Appliqué quilt kit #1518
"Calico Rose" 79x97
\$50.00 Harriet Berk
687-1028,
e-mail:
harrietberk@aol.com



Quilt Shop • Gift Shop
Formerly Fabric Depot

Cheryl Baudizson,
owner

866 E. Main St.
Santa Paula, CA 93060
(805) 525-4556
baudwink@aol.com

Summer Travelers



Most quilt guild guest fees range from \$3 to \$5

Almond County Quilters

P.O. Box 538, Templeton, CA 93465

e-mail Virginia Roos broos@fix.net for info.

June 2 Airing of the Quilts June 2-3 Ellen Heck Workshop Botanical Appliqué.

Antelope Valley Quilt Association

2nd. Thurs, 6:30 social, 7 pm mtg. Lancaster United Methodist Church, 918 West Ave. "J", Lancaster. Infor: P.O. Box 4107, Lancaster, CA 93539, or Fran Bianchi @ (661)-272-0046

Bear Valley Quilters 4th Monday,
South Bay Community Center, 2180 Palisades Ave. Los Osos, CA 93402. 6:30pm social, meeting 7:00pm.

Glendale Quilt Guild

2nd Wed, 7pm, Glendale Central Library, 222 East Harvard St., Glendale.

June: In House Program

Hoot Owl Quilters

4th Thurs, 7:30 pm, George Gibson Senior Center, 250 North Third Ave. Upland CA. Infor: (909) 981-3856, E-mail: Shelshan@earthlink.net

Night Owl Quilters Guild

4th Thurs., 7:30pm Location Infor: P.O. Box 5019, Upland CA 91785

E-mail: shelley.mackey@verizon.net

San Fernando Valley Quilt Guild, 2nd Mon, 7pm, First Lutheran Church of Northridge, 18355 Roscoe Blvd., Northridge.

June: Cheryl Trostrud-White

Santa Clarita Quilt Guild, 2nd Thurs, 7pm, Santa Clarita United Methodist Church, 26640

June Birthdays

Sandy Rice 2

Sandy Wilmot 3

Judyl Mudfoot 6

Beth Jones 7

Ditto Nesbitt 7

Ingrid Engmyr 8

Vickie Mahan 8

Nancy Wood 11

Francine Smith 13

Barbara Aspen 16

Kathy Iveland 16

Susan West 16

Celeste White 16

Colby Klme 20

Kristin Otte 21

Joseph Beavers 22

Marcia Moore 25

Cecilia Puppo 25

LouAnn Schlichter 26

Ha Ngo 27

Bouquet Cyn., Northridge. June: Quilt Block Auction

Santa Maria Valley Quilt Guild

P.O. Box 5075, Santa Maria, CA 93456-5075 Program Infor: (805) 349-8130 or e-mail mgrg1421@aol.com

Simi Valley Quilt Guild

2nd Wed., 7pm, Simi Valley Senior Center, 3900 Avenida Simi, Simi Valley. June program: Cindy Brick.

South Bay Quilters Guild

3rd Tues, 7:00pm, Torrance Cultural Arts Center. Infor: P.O. Box 6115, Torrance, CA 90504

Valley Quilmakers Quilt Guild

2nd Thurs, 9AM, Northridge United Methodist Church, 9650 Reseda Blvd., Northridge. June: Vickie Garnas

Local Classes:

Adult ED Summer

Summer classes begin Monday, June 4th and last for 6 weeks.

Rotary Magic Quilts

Marty Frolli Tuesdays 9:00 am - noon.
Room T-2, Wake Center.

Six Little Quilts for Summer

Marty Frolli Thursdays 9:00 am - noon.
Room T-2, Wake Center.

Additional Local Classes

Hand Dyeing Classes

Peg Gard

Infor: 682-4491

Stack & Whack Hexagons

Kathy Pierce

June 23, (Sat.) 10am - 5pm

Blue Island Quilts

Hand Dyed Fabric

Kathy Pierce

June 24, (Sun.) 10am - 5pm

Blue Island Quilts

CONTESTS

Proverbial Challenge slide entry deadline extended to **Feb, 28, 2002**. Enter small quilts for national tour. Infor: Sam Hunter, 6524-2 Stoney View Lane, Simi Valley, CA 93063-6430

E-mail ProvChallenge@cs.com

JUDGING COURSES

Northern California Quilt Council course on Judging Quilts & Wearable Art. Training for everyone interested in working in any position in the judging area and to all quilters interested in improving their work. 3-day course: **June 14-17, San Rafael Oct. 4-6, Pacific International Quilt Fest, Santa Clara Aug. 2002 at the Great Pacific Northwest Quiltfest, Seattle** Info: Helen Powell (916) 451-7638 or fax (916) 736-0558

Upcoming Programs

July Meeting to Put Members in the Spotlight

If you're like me, you must wonder at show 'n tell--"How DO they DO it? And so well!!" Next month you'll get some insight to the working styles, inspiration, and accomplishments of some of the most productive (after all, we're ALL talented) quilters in our midst: Judy Gorrindo, Linda Cassirer, Ruth Walters, and Diane Eardley. You'll see vibrant colors, gorgeous handwork and sewing machine mastery from these four and will hear stories to inspire and encourage you in your own quilting. We'll display a quilt from each member in the spotlight, hold up others for viewing and listen as each one spends about 15 minutes telling us about her work. Two will speak before the break and two after. With the New Members' reception taking place before the meeting and the Library Book Sale during the break, this meeting will be one of the friendliest of the year. Be sure to be there to honor some of the "best:" Linda, Judy, Ruth, Diane AND our new members. You don't want to miss it!

Teach Children to Hand-Stitch

Creative Arts, Inc., an after-school K-6 program active in the Goleta Union School District, needs instructors. Need not be credentialed; just have enthusiasm, hand-stitching skills and experience working with children. Classes are offered one or two hours per week after school has adjourned. If you are interested, please contact Jeanine Brooks, Director of Creative Arts, Inc., at 685-7765, E-mail jjgohope@aol.com.

Thank you, Charlene Garfinkle

Workshops:

We still have spaces available in the Friday, June 15 workshop! Call Kristin, 683-4390 to enroll.

June 15 (Friday) – Sylvia Einstein Contemporary Crazy Piecing

Gather your scraps to create a wall hanging quilt using the crazy piecing technique. Sylvia will lead us through her fun, intuitive method using contemporary materials & approaches. We will also discuss other techniques, how to design for crazy piecing, & how to incorporate crazy piecing into other designs. Look for her work at <http://EinsteinS.tripod.com>

There are no workshops through the summer, but get ready for Micky Lawler's two-day workshop in September, Paints on Fabric! Enrollment will be announced at the July meeting.

September 13 & 14 (Thurs. & Fri.) – Mickey Lawler Paints on Fabric!

An experimental workshop of techniques & materials used by Mickey in her beautiful hand-painted fabrics. Her book, Skydyes & fabric are used by artists throughout the quilt world. Enrollment will be announced at the July meeting. If the class is over-subscribed on the night of the Guild meeting, July 12, a lottery will be held for available spaces. Questions call Kristin Otte 683-4390, e-mail kristino@sbceo.org



Our Guild This Month & Reminders:

**June 14 Thursday, Guild
Mtg, 7:00pm St. Andrew's**

Church Program: Sylvia Einstein, guest speaker. *Sign up for June workshop at meeting. *Bring finished Community Quilts *Bring new underwear for 'Panty Raid' *Return Library books & tapes. *Wear name tag.

**June 15 Friday, Silvia Einstein
Workshop, "Contemporary Crazy
Piecing" Goleta Valley Community
Center, 5679 Hollister Ave., Goleta.
Arrive by 8:45am for the 9am-3:30pm
workshop.**

**June 21 Thursday - Guild Board Mtg.
7:00pm - 8:30pm. Samarkand Craft Rm.**

**June 25 Monday - Coast Lines
Newsletter deadline for July issue.
(see back cover for more information)
late submissions are not guaranteed to
be printed in July issue.**

Coast Lines Newsletter is looking for a new editor for next year. Please contact us if you are that person!

About Sewing Machines

All sewing machines (not sergers), less than 40 years old may safely use the 130/705H needle system. Older machines may use a different needle system, check your instruction book or ask a dealer. The hook of the machine cannot pick up thread from the long, grooved side of the needle, replacing the needle correctly is critical. When threading the machine, RAISE the PRESSER FOOT. Use the same thread for the top of the machine as for the bobbin, unless you are doing a particular modern sewing project requiring specialized threads. Low priced needles and thread often have thick and thin areas, thus making it impossible to regulate thread tension.



*a smile is an
inexpensive way
to improve
your looks.*

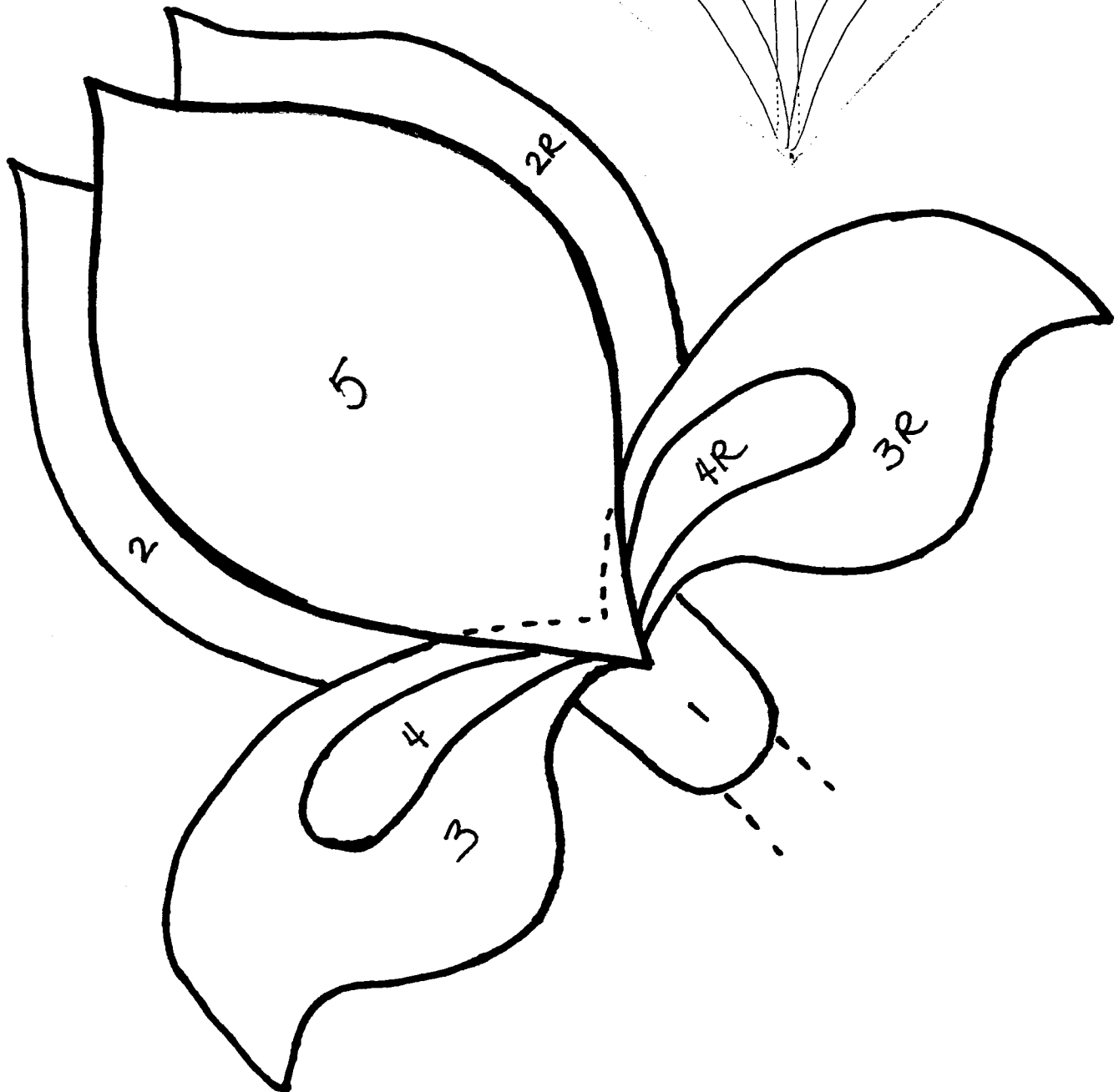

Karen's Iris Bed

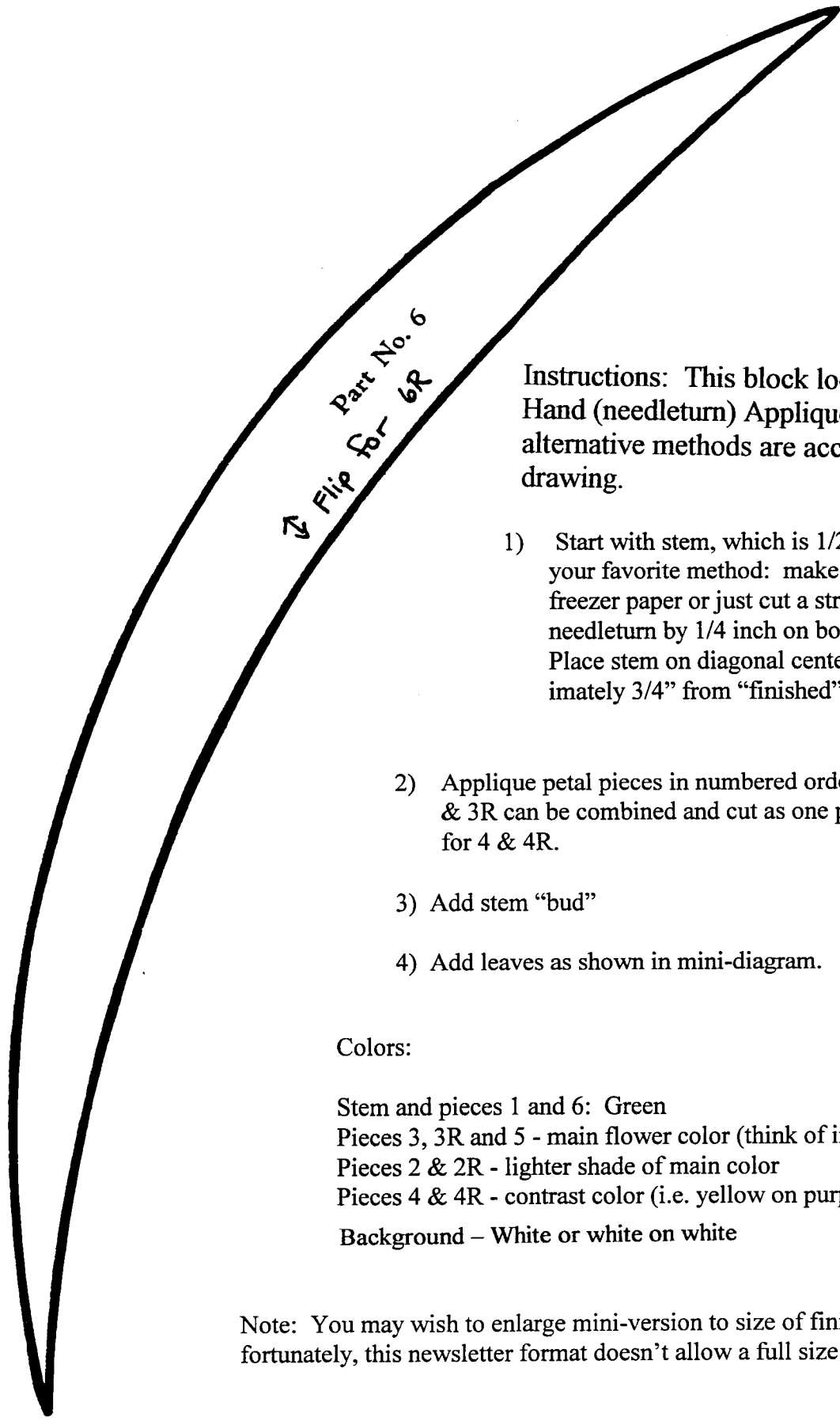
Modified from pattern included in Mountain
Mist Blue Ribbon Cotton Batting.

Finished block = 12"

Cut fabric 13"-14", as desired

Leave untrimmed for winner to trim.





Instructions: This block looks best if done by Hand (needleturn) Appliqué. However, alternative methods are acceptable for the drawing.

- 1) Start with stem, which is 1/2" x 7" finished. Use your favorite method: make a tube, cut a strip of freezer paper or just cut a strip of fabric 1" x 8" to needleturn by 1/4 inch on both long sides. Place stem on diagonal center line of fabric, approximately 3/4" from "finished" corner of block.
- 2) Applique petal pieces in numbered order. Note that pieces 3 & 3R can be combined and cut as one piece. The same is true for 4 & 4R.
- 3) Add stem "bud"
- 4) Add leaves as shown in mini-diagram.

Colors:

Stem and pieces 1 and 6: Green

Pieces 3, 3R and 5 - main flower color (think of irises)

Pieces 2 & 2R - lighter shade of main color

Pieces 4 & 4R - contrast color (i.e. yellow on purple flower)

Background - White or white on white

Note: You may wish to enlarge mini-version to size of finished block (12"). Unfortunately, this newsletter format doesn't allow a full size pattern.

Guild Web Page Address:
<http://www.coastalquilters.org>



This Month:

June 14 Thursday, Guild Mtg, 7:00pm

St. Andrew's Church

Program: Sylvia Einstein, guest speaker

***Sign up for June workshop at meeting. *Bring finished Community Quilts *Bring new underwear for 'Panty Raid'**

***Return Library books & tapes. *Wear name tag.**

June 15 Friday, Silvia Einstein Workshop,

"Contemporary Crazy Piecing"

Goleta Valley Community Center, 5679 Hollister Ave., Goleta. Arrive by 8:45am for the 9am-3:30pm workshop.

June 21 Thursday - Guild Board Mtg 7:00pm - 8:30pm.

Samarkand Craft Room.

June 25 Monday - Coast Lines Newsletter deadline for

July issue. late submissions are not guaranteed to be printed in July issue.

New Members and Membership Renewals

Memberships are yearly for new members and renewals.

Memberships may be added throughout the year. Mail

membership form with check or money order for \$25 to:

Coastal Quilters Guild, Inc., P.O. Box 6341, Santa Barbara,

CA 93106 Attn: Membership

Guest fee: \$5.00

Coast Lines Newsletter

This is a monthly publication. Newsletter articles will be accepted up until the 25th of June for the July issue.

Send articles to:

Lynn Laughrin 1224 E. Mason, #B,
Santa Barbara, CA 93103
radish@gte.net

Membership

Guild meetings are held on the second Thursday of each month at 7:00 p.m. at St. Andrew's Presbyterian Church, 4575 Auhay, Goleta, CA.

Please carpool, parking is somewhat limited. Coastal Quilter's Guild of Santa Barbara and Goleta is a non-profit, educational and charitable organization. It is the purpose of the Guild to educate its members about the history and preservation of the art form of quilt making and its related topics. Also to learn new techniques, improve skills and to inform the community at large about our quilt making heritage.

Coastal Quilters Guild

P.O. Box 6341

Santa Barbara, California

93160

**NON PROFIT ORG.
U.S. POSTAGE
PAID
Santa Barbara, CA
Permit No. 688**



Father's Day is June 17th