

CoastLines



Volume 1

Newsletter for Coastal Quilters Guild of Santa Barbara and Goleta, Inc.

January 2002

January's Speaker

Our speaker for the January meeting is Reynola Pakusich. Quilting is a tradition in her family. Reynola quilted with both her grandmother and mother, "but not as compulsively as we do now." She has had the satisfaction of finishing several of the quilts her grandmother started. Reynola belongs to a quilt guild and several study groups. The main purpose of the groups is to critique each others' works, offer encouragement and advice, and plan retreats where "serious work can be accomplished."

Reynola has taken many classes, and her work was first published as a result of a class sample she made for a class taught by Joan Wolfrom. She has been in two of Joan's books and also those of Marsha McClosky. When an author is planning a book Reynola will get a call. They discuss what the theme of the book will be and meet to review her recent work or plan something new to be included. She is looking forward to coming to Santa Barbara and hopes the weather will cooperate as she would love to spend some time on the beach.



UPCOMING Meetings: 2002

February: Carolyn Dahl is an innovative fabric artist and author of the book, *Transforming Fabric*. She makes stunning quilts using innovative surface design techniques.

March: Our own Rosalind Perry will share the antique quilts of Marie Webster, her Grandmother. The workshop will be taught by award-winning quilt artist Caryl Bryer Fallert. She will help each student find the key to her personal creative style.

April: Nancy Elliott MacDonald is a popular and much requested teacher who will share her techniques for quick, accurate machine piecing and quilting. Her contemporary designs are from traditional patterns. She promises us a GOOD TIME while we cut loose with color and pattern.

REMINDER: Membership renewals for 2002 are due Now! A renewal form was in the Dec. 2001 Newsletter. You can also pick one up at the membership table at the next Guild meeting. PLEASE, don't send in (or drop off) checks without forms -- your payment could get lost, plus we need to update all member's listings for the 2002 Directory.

Inside this issue:

President's Message	2
Reynola Pakusich Workshops	3 & 4
Upcoming Events	5
Spools Delivered Workshops 2002	6
Our Guild This Year	7
Membership	8
Little Flag Project Chair 2002	9
January Birthdays 2002 Quilt Show	10
Block of the Month	11
Membership Info. Address	12



President's Message:

As I write this in the early morning shortly after Christmas, all four of my children are tucked snugly in their beds under hand made quilts. The three older ones will soon fly back to the east coast to their jobs and graduate school, and it will be at least another year before we are all together again. I am excited this morning about a trip to Los Angeles to visit the Folk Art Museum to see 'Sunshine and Shadow', a show of 19th century Mennonite quilts which is on view until January 27th. On the way home, I plan to stop at Crazy Lady and Friends in Santa Monica and Quilters Studio in Newbury Park. I am really looking forward to this quilting day for myself after several busy weeks of giving to others. As I look forward to the new year, I have been thinking of where I would like the guild to grow in the coming year. Of course, this is not my decision alone, but I feel honored to be one of the guides. Also, I don't mean "grow" in the literal sense of becoming larger or doing more things—I think we may be over committed as it is. I will share with you some of the things that make me feel best about our Guild. My favorite is the looks of pleasure and wonder that I see from the podium on your faces as you watch 'Show and Tell'. I love the feelings of warmth and giving when we present our community quilts or Christmas stockings to the groups that do so much good for the people in our community. I also treasure the experiences of working as a team on quilt-related activities where the result is so much greater than the efforts of each of us individually.

My resolution for the Guild's upcoming year is to keep doing the activities that

make us all feel good and let go of some of the things that overextend and stress us. This is where I need your help. Please see the article on the old board/new board working lunch on Saturday, January 26th, and please feel free to e-mail or phone me with your suggestions. This is your Guild, and we want your input! My best wishes for your New Year, and I'll see you at the January meeting.

Diane ←

Old Board/New Board Working Lunch

The Old Board/New Board working lunch will be Saturday, January 26th, from 10 am to 1 pm at the Friendship Center Conference room located at 89 Eucalyptus Lane, Montecito. Take the San Ysidro exit off Hwy. 101, go toward the beach, and the Friendship Center is on the right just past the railroad tracks. This is an opportunity for the 2001 board to meet with and orient the 2002 board and to transfer materials if they have not already done so. The board includes the elected officers and committee chairs, so, please, make a commitment to attend! However, it is very important for the 2001 board members to contact their counterpart **BEFORE** the January Guild meeting to let them know what they need in order to get started in their job. If you don't know who that person is, call or e-mail Diane or Ranell. For the 2001 Board, please update your job description that should be in the folder you received a year ago. Please include any materials or notes that will help the new board member perform their duties. It is very difficult for the new board to do their jobs without your input, and it is particularly important for you to communicate what worked for you and what did not. This will save the new board members valuable time and effort as they start their new jobs so they do not have to "reinvent the wheel". All members welcome to submit their ideas or suggestions.

Reynola Pakusich Workshop

"Fabric Play"

Friday, January 11, 2002

9 am. – 3:30 pm.

Goleta Valley Community Center
5679 Hollister Ave., Goleta CA

Reynola believes that "your fabrics have a world of information to communicate to you." In her workshops she helps the student develop her listening skills in the subtle world of fabric interplay. She gives you the opportunity to practice fabric communication skills that help you see the interplay & excitement that fabric colors, textures & values generate, as well as learn to listen, manage & develop that subtle interplay for your own quilts.

This one-day class demonstrates the process from that selected wonderful "theme" fabric, analyzing the support fabrics that make it work, suggesting types of blocks or quilt designs for the fabric run; & finally the value strategies of arranging into the quilt top. The participants will go through this same process with guidance of the teacher & interaction between quilters.

Supply list:

- Sewing machine (in good working order with spare needles)
- Rotary Cutting Supplies – ruler, cutter & mat
- Sewing Kit – Pins, Thread, Needles
- Fabric & Paper Scissors
- Design Wall/Fleece to design on
- Masking Tape
- Pins
- Template Material
- Note taking supplies

Fabric run to analyze:

- 16+ fabrics with variety of values (light, medium & dark), texture, size of motifs, density, movement (stripes, plaids & florals, & character to support your chosen theme or idea fabric. More variety is better than less, in fat quarter to ½ yard amounts.
- Optional – pictures, books or magazines of block or quilt ideas.

Please plan to arrive by 8:45 to set up for the workshop. Coffee & tea are provided by the guild. Please bring a snack to share & either a sack lunch or you may choose to go out in the area. There will be a mid-day break.

Questions? Call Kristin Otte, 683-4390.

Reynola Pakusich
"Serpentine Workshop"
Saturday, January 12 2002

9 am. – 3:30 pm.

**Goleta Valley Community Center
5679 Hollister Ave., Goleta CA**

Reynola believes that "your fabrics have a world of information to communicate to you." In her workshops she helps the student develop her listening skills in the subtle world of fabric interplay. She gives you the opportunity to practice fabric communication skills that help you see the interplay & excitement that fabric colors, textures & values generate, as well as learn to listen, manage & develop that subtle interplay for your own quilts.

This workshop is planned to help the quilter learn to machine piece two sizes of curves using a versatile block to form diagonal line or meandering paths. The class devotes much time to analyzing fabric choices, design composition & values.

Supply list:

- Sewing machine (in good working order with spare needles)
- Rotary Cutting Supplies – ruler, cutter & mat
- Sewing Kit – Pins, Thread, Needles
- Fabric & Paper Scissors
- Design Wall/Fleece to design on
- Masking Tape
- Pins
- Freezer Paper for making templates
- Note taking supplies

Fabric run:

- Might be an expanded color run (for example: blue (light, medium & dark, including blue-green & blue-violets).
- Perhaps a collection of "special fabrics" or fabrics you want to "show off" in a quilt. Be sure to bring some "support" fabrics for them (color related, but lower design contrast such as tone-on-tone.
- Design collection (for example: a wide variety of circles or dots or a plaid collection.)

Please plan to arrive by 8:45 to set up for the workshop. Coffee & tea are provided by the guild. Please bring a snack to share & either a sack lunch or you may choose to go out in the area. There will be a mid-day break.

Questions? Call Kristin Otte, 683-4390.

New Years News

'Twas the week after Christmas, and all
through the house
Nothing would fit me, not even a blouse.

The cookies I'd nibbled, the eggnog I'd taste
At the holiday parties had gone to my waist.

When I got on the scales there arose such a
number!
When I walked to the store (less a walk than
a lumber).

I'd remember the marvelous meals I'd
prepared;
The gravies and sauces and beef nicely rared,

The wine and the rum balls, the bread and the
cheese
And the way I'd never said, "No thank you,
please."

As I dressed myself in my husband's old shirt
And prepared once again to do battle with
dirt—

I said to myself, as I only can
"You can't spend a winter disguised as a
man!"

So—away with the last of the sour cream
dip,
Get rid of the fruit cake, every cracker and
chip

Every last bit of food that I like must be
banished
'Till all the additional ounces have vanished.

I won't have a cookie—not even a lick.
I'll want only to chew on a long celery stick.

I won't have hot biscuits, or corn bread, or
pie,
I'll munch on a carrot and quietly cry.

I'm hungry, I'm lonesome, and life is a bore—
—
But isn't that what January is for?

Unable to giggle, no longer a riot.
Happy New Year to all and to all a
good diet!

Upcoming Quilt Events

JAN 2002: SCCQG Mtg. Topic
Opportunity quilts and guild fund raisers.

JAN 17-20: Road to California Quilters
Conference & Showcase. Infor:
info@road2CA.com or (877) 762-3222



Spools for Schools Delivered



Guild members, AE Classes and sewing thread spool donors around town will be happy to hear that those empty thread spools and cones you brought to guild meetings have found new homes.


Spools collected through 2001 were divided into four lots, adequate for each school to use for art projects for at least one or two classes. Teachers light up when they see the bags of spools for the kids.

Our first bags went to: Cold Springs School, Sycamore Canyon Rd., SB, La Patera School, La Patera Lane, Goleta, Monte Vista School, Hope Ave., SB and Rainbow School, Goleta.


Pamela Packard, Art Program teacher at Cold Springs School, thanked the Guild for saving up the spools and indicated that her students (3rd grade and up) would be using them for architectural construction projects. Pamela indicated that other schools will also be interested. Sew...sew...so keep bringing your empty spools, cones, anything that holds thread or ribbon to the guild meetings and they will be delivered in batches to delight classrooms at elementary schools and children's clubs around town.

Lynn Laughrin, collector with large trunk.

*You Know You're a Quilter When...
Your husband and children walk
around the house with threads on
their clothes...just like you!*



Workshops



Both January's workshops with Reynola Pakusich cover how to make the most of your fabric, how to listen to your fabric and let the fabric design the quilt.

Friday, Jan. 11 – Reynola Pakusich

Fabric Play - This one-day class demonstrates the process from that selected wonderful "theme" fabric, analyzing the support fabrics that make it work, suggesting types of blocks or quilt designs for the fabric run; & finally the value strategies of arranging into the quilt top. The participants will go through this same process with guidance of the teacher and interaction between quilters.

Saturday, Jan. 12 – Reynola Pakusich

Serpentine Workshop - This workshop is planned to help the quilter learn to machine piece two sizes of curves using a versatile block to form diagonal line or meandering paths. The class devotes much time to analyzing fabric choices, design composition & values.

Friday, February 15 – Carolyn Dahl

Crayon-Colored Vest - A simple technique using fabric crayons, this one-day workshop covers a transfer method of applying a design to fabric. The technique can be used alone, or combined with other methods or piecing. This is a good place to start for beginners or a new technique to try for the more experienced wearable artist. Carolyn Dahl has experience in all sorts of surface design and many hints to pass on.

Questions call Kristin Otte 683-4390,
e-mail kristino@sbceo.org

Our Guild This Year:

January: Reynola Pakusich is a contemporary quilter who uses ethnic fabric to design spectacular quilts and clothing. Her specialty is designing with circles.

February: Carolyn Dahl is an innovative fabric artist and author of the book, *Transforming Fabric*. She makes stunning quilts using innovative surface design techniques.

March: Our own Rosalind Perry will share the antique quilts of Marie Webster, her Grandmother. The workshop will be taught by award-winning quilt artist Caryl Bryer Fallert. She will help each student find the key to her personal creative style.

April: Nancy Elliott MacDonald is a popular and much requested teacher who will share her techniques for quick, accurate machine piecing and quilting. Her contemporary designs are from traditional patterns. She promises us a GOOD TIME while we cut loose with color and pattern.

May: Jane Sassaman is an award winning quilt artist who is known for her bold designs and appliqué. Her quilt "Willow" was named to the list of the 20th century's 100 best American quilts. You have seen her work in many quilt magazines. She is the author of the book, *The Quilted Garden*.

June: Cynthia England's quilt, *Open Season*, won 'Best of Show' at the 2000 IQF show in Houston. She frequently designs from her own photographs to piece magnificent pictorial quilts. She is also the designer for her own line of quilt patterns.

July: New Members Picnic and Social. We will welcome our new members, share good food and celebrate our love of quilting.

August: Diane Ericson is an artist and clothing designer who will present a trunk show of her clothing and techniques to make your wearable art or quilt truly unique. She has written many articles for *Threads* magazine

and produces a line of clothing patterns and stencils for surface design.

September: Velda Newman is a contemporary fiber artist. Her large scale designs have been exhibited extensively in the US, Europe and Japan. She uses textiles and threads the way other artists use paint and brushes. Her designs are inspired by nature. She is the author of *Velda Newman: A Painter's Approach to Quilt Design*.

October CQG Challenge is no doubt our most popular program. Skill, creativity and fun surface when our members each tackle the same design "problem". Members, friends and family are the jury in this friendly competition for prizes. Join us.

November: Barbara Dieges has published many patterns and 2 books. She will share her love of quilting and quilt history in her original one-person play, and she will do a workshop on techniques with traditional patterns. We hold our annual meeting and election at this meeting.

December: We will celebrate the holiday season with a special Mystery program. In addition, we will end the year with the installation of officers for 2003 and presentation of our Community Quilts.

Coming in 2003: Sharyn Craig, Philomena Durcan, and Jean Ray Laury.

Workshop Rules: Details of dates, supplies required, and class descriptions will appear in the newsletter and on our web site, www.coastalquilters.org. Sign-ups for workshops begin two months in advance of the speaker's appearance. The one-day workshop fee is \$30 (two days \$60) unless otherwise noted. Enroll in a workshop by check payable to Coastal Quilters Guild delivered to the Workshop chair, Kristen Otte. Workshops not filled one month in advance will be opened to non-members.



Little Flag Project:

Dear Quilters,

As I begin to pack up the red and green and put it away for another year, I'm getting organized again for the Little Flag Quilt Project. I want you all to know what a wonderful message you are sending to so many people. The thank you notes continue to come in and with each one, I feel newly inspired to keep the momentum going on this project and to make another Little Flag!

We now have people in New York and at the Pentagon just waiting with very willing open arms to receive the quilts and to deliver them to recipients. The project has made and delivered 446 quilts so far. I'll be sending another 20 to NY this week. We have a "Major" at the Pentagon that has asked me "how many" more are coming. I cannot answer that without the help from all of you.

SO I'M ASKING NOW:

Please email me and let me know if I can expect a quilt (or another quilt) from you before our deadline of March 31st.

Boy! That does sound pushy, just please understand we're trying to get an idea of what we can expect in the next 3 months.

I'd love to have an answer from you before Thursday, as we meet then to discuss our final goals for the project.


Pick up a kit at Blue Island Quilts. You're all welcome to come by.

Waiting to hear back from you!

In stitches,

Marty

mafrolli@home.com



Officers and Committee Chairs - 2002

- President-Diane Eardley
- Vice President Current Programs-Angela Moll
- Vice President Future Programs- Robin Ruge
- Workshops-Kristin Otte
- Recording Secretary- Penny Odom
- Corresponding Secretary-Evelyn Gorrindo
- Treasurer-Margaret Dear
- Parliamentarian/Nominations- June Gerrard
- Block of the Month-Marcia Moore
- Challenge-Ranell Hansen
- Community Projects- Liz Turner and Cynthia Manzer
- Coastline Editor-Susan Kinnell Carty
- Coastline Layout Marlene Pearson
- Newsletter Distribution- Joanne Conklin
- Door Prizes- Linda Hanna and Judy Miller
- Historian-Betty Libbert and Barbara Aspen
- Librarians-Joe and Peggy Beavers
- Membership-Toni Percival and Wanda Livernois
- Refreshments- Pat Stanovich and Penny Bridges
- Satellite Groups-Nina La Voy
- S.C.C.G. Representative- Marty Lee
- Special Events-Isabel Downs
- Telephone Committee- Judy Freeman
- 2001 Opportunity Quilt-open
- *Future Opportunity Quilt (2003)-open
- Opportunity Tickets-Marilyn Martin
- Public Relations- Desiree Cook
- Scholarships- Nola Ferguson
- Welcome Committee- Sandy Hess and Kristen Otte
- Quilt Show Co-Chairs-Betty Kelley and Judy Stanton



Quilter's Poem



Love is a quilt—a quilt is love....
 Both love and a quilt should be:
 Soft enough to comfort you,
 Bright enough to cheer you,
 Generous enough to enfold you,
 Light enough to let you move freely,
 Strong enough to withstand adversity,
 Durable enough to last a lifetime,
 And given gladly, from the heart.

Quilting Tip Up Your Sleeve!


Tired of having to put two nails in the wall to hang your wallhangings? Here is a simple tip passed on to me by Bonnie Cole from Cabin Fever Quilters, my satellite group here in Maine. Measure the wallhanging width and cut your sleeve 3" (or so) shorter than this measurement, then cut into two equal halves. Finish the raw ends. Center the two halves on the back of the quilt leaving about a 2" space in the center and sew the sleeve on as usual. You can now hang your quilt from either the center or the ends. Voila! Only one nail in the wall that can be used for all wallhanging sizes.

Claire Fouquet, Winthrop, Maine.

Coastal Quilters Discount
10% Off All Thread,
Accessories, and Notions

GRANT HOUSE
Sewing Machines

MAGNOLIA CENTER
Santa Barbara/Goleta 967-3680



Our Guild This Month:

Jan. 10 Guild Mtg. 7:00pm,
St. Andrew's Church.

Speaker: Reynola Pakusich is a contemporary quilter who uses ethnic fabric to design spectacular quilts and clothing.

Her specialty is designing with circles.

Wear name tags * Sign up for refreshments for Feb.. mtg. * Return library books.

Jan. 11 Reynola Pakusich Workshop
"Fabric Play" See page 3 for supply list.

Jan. 12 Reynola Pakusich Workshop
"Serpentine Workshop"


See page 4 for supply list.

Jan. 26, Saturday The Old Board/New Board working lunch, 10 am to 1 pm

Friendship Center Conference

Jan. 28 Newsletter deadline for Feburay issue. Send to Coastline Editor Susan Kinnell Carty

e-mail: susan.carty@bkstr.ucsb.edu




Volunteer Opportunity

United We Quilt is an organization started by a Vermont nurse-midwife, which is connecting families of 9-11 victims directly with quilters. These families are interested in having a memory quilt made from the clothing of their loved ones. We already have a long waiting list of families, and need experienced, emotionally resilient quilters who can follow through on a serious commitment like this. If you are interested in learning more about the project, visit our website at <http://hometown.aol.com/janeatmil>. To sign up, you can email Jane, our coordinator, at JaneAMI@aol.com. You can email me with any further questions. I'm not in charge, I'm just a volunteer whose life has already been changed, forever.

Thanks.

Cathy Perlmutter

South Pasadena, California



Quilt Show 2002

This month, on January 17, there will be a quilt show meeting at 7:00 P.M. in the Samarkand Craft Room. We welcome one and all. If you have any desire to have input into the planning for the 2002 show please come. If you have volunteered for a committee we really expect you. As was promised there will be a minimum of meetings. We will probably not meet again as a group until a couple of months before the show.

In the meantime - all is coming along well. We have heard from a number of great vendors who are interested in taking a booth at the show. Susan West will be doing publicity. She will be looking for help especially as show time draws near. Now, all we need is for all of you to keep quilting and turn out some great quilts for Harvest of Colors III.

If you have any suggestions please do not hesitate to contact Betty Kelley at 687 - 1443

Opportunity Quilt --


The raffle drawing for the Guild's beautiful 2001 Opportunity Quilt, Harmony in Bloom, made by June Gerrard was delightfully won by Guild member and Workshops chairperson, Kristin Otte at the December Guild meeting.

January Birthdays


- 2 Marilyn Martin
- 3 Jeane Johnson
- 4 Jane Manasse
- 7 Jan Inouye
- 8 Lynn Manzer
- 9 Martha Adams, Judy Stanton
- 12 Lynn Dishion
- 16 Betty Gardner
- 17 Nan Anderson, Kathie O'Neil
- 22 Lillian Blackwell
- Nancy Bauerle, Lola Just, Gail Tinsley
- 24 Kathryn Draine, Sandy Mack
- 28 Faith Huxley
- 29 Patricia Yamada
- 30 Pat Masterson

In Search of...

Do you tape "Simply Quilts"?



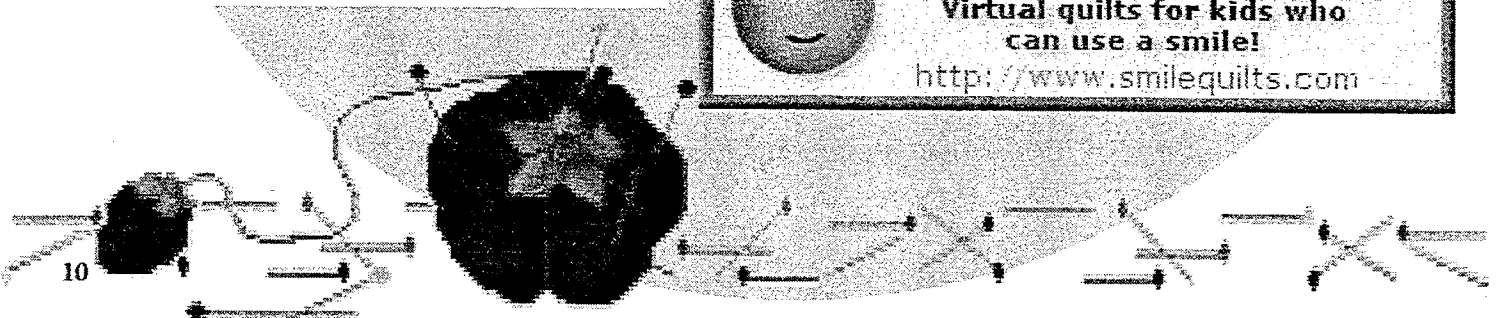
I am looking for episode #723 which aired on October 31, and again on November 20. The guest was Katie Pasquini Masopust. Her book is titled "Ghost Layers and Color Washes." If you have it and are willing to lend it, please call Barbara Franklin at 969-4082." Thank you so much.



Smile Quilts

Virtual quilts for kids who can use a smile!

<http://www.smilequilts.com>



February 2002 Block of the Month Hearts Galore!

This is an appliqued heart pattern. You can applique any way you like – by hand or machine.

The colors for this block will be reds – any shade – white, red, pink, burgundy, etc. Each block requires only two fabrics, and it doesn't matter which is the background and which is the heart. The darker or the lighter fabric can be used for either.

For the background: Cut a rectangle 8 inches by 11 inches.

Cut out the heart on this page to use as a template. You'll need to add a $\frac{1}{4}$ -inch seam (approx.) allowance when you cut your fabric heart.


The heart should be centered on the rectangle, with the short end going horizontally and the long end going vertically, as shown.

Unfinished block size: 8 inches by 11 inches

Finished block size: 7.5 inches by 10.5 inches

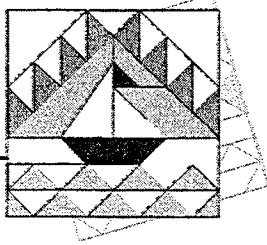
Heart
Template

finished block:



note: not to scale!

Guild Web Page Address:
<http://www.coastalquilters.org>



Coast Lines Newsletter

This is a monthly publication. Newsletter articles will be accepted up until the 30th of Dec. for the Jan. issue. Send to Coastline Editor Susan Kinnell Carty e-mail: susan.carty@bkstr.ucsb.edu

This Month:

- Jan. 10** Guild Mtg. 7:00pm, St. Andrew's Church.
Speaker: Reynola Pakusich, contemporary quilter using ethnic fabric to design spectacular quilts and clothing. Her specialty is designing with circles. *Wear name tags * Sign up for refreshments for Feb. mtg. * Return library books.
- Jan. 11** Reynola Pakusich Workshop "Fabric Play"
- Jan. 12** Reynola Pakusich Workshop "Serpentine Workshop"
- Jan. 26, Saturday** The Old Board/New Board working lunch, 10 am to 1 pm Friendship Center Conference
- Jan. 28** Newsletter deadline for February issue.

Membership

Guild meetings are held on the second Thursday of each month at 7:00 p.m. at St. Andrew's Presbyterian Church, 4575 Auhay, Goleta, CA. Please carpool, parking is somewhat limited. Coastal Quilter's Guild of Santa Barbara and Goleta is a non-profit, educational and charitable organization. It is the purpose of the Guild to educate its members about the history and preservation of the art form of quilt making and its related topics. Also to learn new techniques, improve skills and to inform the community at large about our quilt making heritage.

New Members and Membership Renewals

Memberships are yearly for new members and renewals, starting in December 2001 for 2002. Memberships may be added throughout the year. Mail membership form with check or money order for \$25 to: Coastal Quilters Guild, Inc., P.O. Box 6341, Santa Barbara, CA 93106
Attn: Membership
Guest fee: \$5.00

Coastal Quilters Guild
P.O. Box 6341
Santa Barbara, California
93160

NON PROFIT ORG.
U.S. POSTAGE
PAID
Santa Barbara, CA
Permit No. 688



2002