


# CoastLines



Volume 2

Newsletter for Coastal Quilters Guild of Santa Barbara and Goleta, Inc.

February 2002

## February Meeting

This month's speaker, Carolyn Dahl, comes to us from Houston, Texas but her face may be familiar from her many television appearances on HGTV and *Simply Quilts*. Carolyn loves to play with fabric and paints, dyes, crayons, photo transfer--almost anything she can think of and she's put it all in her book, *Transforming Fabric*, for quilters and crafters alike. Thursday evening Carolyn will tell us the captivating story of her creative journey from theatre arts to textile design. A self-confessed cloth addict, she'll explain why she loves to paint and embellish fabric, tell us the tale of the beautiful butterfly on her book's jacket, and explore her belief in the "dye devil."

Her interests extend from silk to Japanese fish printing (with fish, not on them!) to wearable art, and, of course, quilts. The lecture will be a visual survey of the art and craft created on cloth by Carolyn's hands. Her workshop the following day, "Crayon Cloth," will give us all an opportunity to join her in "play." Carolyn says "you never out-grow your need for crayons or coloring" and promises we'll re-discover our childhood spontaneity through a variety of techniques we'll learn in class. We'll color, make rubbings, overlay colors, try lace transfers, do precise placements, and on and on. You can use these methods to prepare cloth for a "Crayon

Vest" or simply make fabric for quilts. You could produce some "knockout" quilt labels! These techniques will lend themselves to totebags, cushions, fabric boxes, picture frames, or anything covered or sewn of cloth.

All in all, the focus of Carolyn Dahl's visit to Santa Barbara will be an invitation to liberate our innate ability to be creative by having fun. Be sure to be part of it. Call Kristin Otte 683-4390 to enroll in the workshop. The supply list is minimal.

## UPCOMING Meetings: 2002

**March:** Our own Rosalind Perry will share the antique quilts of Marie Webster, her Grandmother. The workshop will be taught by award-winning quilt artist Caryl Bryer Fallert. She will help each student find the key to her personal creative style.

**April:** Nancy Elliott MacDonald is a popular and much requested teacher who will share her techniques for quick, accurate machine piecing and quilting. Her contemporary designs are from traditional patterns. She promises us a GOOD TIME while we cut loose with color and pattern.

**May:** Jane Sassaman is an award winning quilt artist who is known for her bold designs and appliqué. Her quilt "Willow" was named to the list of the 20<sup>th</sup> century's 100 best American quilts. You have seen her work in many quilt magazines. She is the author of the book, *The Quilted Garden*.

### Inside this issue:

President's Message	2
Carolyn Dahl Workshops	3
Caryl Bryer Fallert Workshops	4 & 5
Trip Report	6
Guild Workshops New Satellite Group	7
Chair 2002 Musings	8
Our Guild This Month	9
February Birthdays Quilt Show 2002 New Members	10
The Little Flag Project Block of the Month	11
Membership Info. Address	12

## President's Message:

Hi Fellow Quilters:

The New Year is well on its way, and I hope you are all finding some quilting time in your busy days. I am having a particularly busy time at work, but since I am an early riser, I do some quilting early every morning. This gives me a sense of peace that gets me well into the activities of the day. Usually, I am too exhausted in the evening, so I treasure those early morning quilting minutes.

The board had its three-hour "State of the Guild" meeting, and we developed lots of good ideas. We had a chance to discuss every elected position and committee and to plan some of the activities we want to do this year. Ranell Hansen has an exciting Challenge planned for next October, the Quilt Show Committee is progressing very well (see Betty Kelley's and Judy Stanton's report in this newsletter), and Cynthia Manzer and Liz

Turner will soon be sharing their plans for this year's Community Quilts project. One thing we all feel is very important is finding ways to help new members feel welcomed to the guild. In July, we will be having a picnic to honor new members, and I am planning an evening meeting in the near future for a new member's get-together where we can discuss the guild, how it works, and how we can be of assistance to you. I will have details on date, time, and place at the February meeting, or you can call me at 963-8321.

We have some exciting workshops coming up, so check your green sheet to see which ones you would like to take. If your 2002 schedule of lectures and workshops has disappeared, more will be available at the membership table, so feel free to pick one up.

See you at the meeting, and  
Happy Quilting!

Diane




## January Door Prize Winners

1. A planning calendar, donated by the **American Quilter's Society**, and a fabric pack from the **Quilter's Cupboard** in Atascadero were won by **Lynn Manchester**.
2. Black and white fat quarters from **P & B Textiles** were won by **Dorothy Oksner**.
3. A pair of Gingher scissors from **Grant House** went to **Liz Hensgen**.
4. Hearts Aplenty from **Possibilities**

and a Color wheel from **K1C2 Solutions** also went to **Liz Hensgen**!

5. Fat quarters from **P & B Textiles** and another color wheel from **K1C2 Solutions** were won by **Ingrid Bergere**.
6. A pattern from **Bee Creative** and fat quarters from **P & B Textiles** were also won by **Ingrid Bergere**!

Congratulations to all of our door prize winners, and a huge thank you to the wonderful vendors and donors of the prizes!!



# Carolyn Dahl Workshop

## "Crayon Colored Vest"

Friday, February 15, 2002, 9 am. – 3:30 pm.

Goleta Valley Community Center, 5679 Hollister Ave., Goleta CA

A simple, accessible technique using fabric crayons, this one-day workshop covers a transfer method of applying a design to fabric to make into a vest. The technique can be used alone or combined with other methods or piecing. This is a good place to start for beginners or a new technique to try for the more experienced wearable artist. Carolyn Dahl has experience in all sorts of surface design and many hints to pass on.

### Supply list:

Crayola™ Fabric Crayons

Sulky™ Iron-On Transfer Pen

Pencil & Eraser

Masking Tape

1 pkg. White Tissue Paper

Vest Pattern – avoid darts if possible

Large sheets of white paper on which to trace pattern

(butcher paper works well; avoid coated papers)

Typing paper – we can share

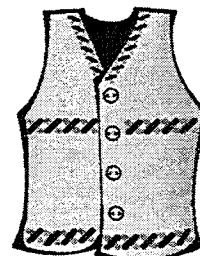
Textured objects to make rubbings: crochet work, lace, net, textured fabric, puzzle pieces, etc.

Photocopies of possible designs to put on vest: pages from coloring books, magazine pictures, drawings, stencils, fabric designs, etc.

**Fabric:** see vest yardage. Must be white, smooth weave, washed & ironed, 100% polyester or a 65% polyester/35% cotton blend.

Bring to class: Trace the vest front pieces & the back (eliminate back seam if possible) on white paper, adding about 1/2" all around the pieces.

**Please plan to arrive by 8:45 to set up for the workshop. Coffee & tea are provided by the guild. Please bring a snack to share & either a sack lunch or you may choose to go out in the area. There will be a mid-day break. Questions? Call Kristin Otte, 683-4390.**



## The 2002 Community Quilts Project needs you

...to raid your stash! Fabric is needed for kits to make children's quilts for this year's project. We cannot put together kits without fabric, so please help! We need prints and solids appropriate for children's quilts, 100% cotton and pre-washed if possible, 1/2 yard or more (larger pieces would be much appreciated). Please bring your donation(s) to the February Guild meeting. If you have any questions or have fabric to donate but cannot attend the February meeting, please contact Cynthia Manzer at 687-0657 or fishmanz@gte.net.

# Caryl Bryer Fallert Workshop

## *"Free Motion Machine Quilting"*

Thursday, March 7, 2002, 9 am. – 3:30 pm.

Goleta Valley Community Center, 5679 Hollister Ave., Goleta CA

Various methods of machine quilting will be introduced & demonstrated in this class, & you will have a chance to make a small sample of each one. Major emphasis will be on free-motion (feed-dogs down, hand guided) quilting. Workshop will include a slide lecture full of information & inspiration. Her website is [www.bryerpatch.com](http://www.bryerpatch.com)

**Supply List:** **Sewing machine:** One that is clean, friendly & well adjusted. Must be able to do free motion. A zig zag, as well as straight stitch will be useful but is not absolutely essential. You must know how to operate your sewing machine. You must have at least one free motion foot for your machine (open toed is preferred, but closed is ok), Big Foot, quilting foot, etc. You must know how to operate your machine in "free motion" mode. Caryl is not familiar with all makes & models of machines & may not be able to figure this out for you. Please check with your dealer ahead of time.

**Optional:** If you already have the following feet, bring them along – walking foot, open toed embroidery foot, open-toed darning foot, couching foot.

**Basic Sewing Kit** for machine sewing: Scissors, needle changer, seam ripper, etc.

**Fabric:** Four yards of muslin, or solid colored 100% cotton fabric. For tracing designs, a light color is easier. You will be making a series of small practice quilt sandwiches. You can make them in class or ahead of time. Size range of 9" x 12" to 15" square is recommended. If you cut your quilt sandwiches just a little larger than copier paper you can trim them to fit into sheet protectors & keep them in a 3-ring binder. For the one-day class you will need about 10-12 quilt sandwiches.

**Batting:** Two yards or enough to fill your four yards of fabric. Batting must be 100% cotton or 80% cotton / 20% polyester. (Fairfield Cotton Classic is ideal.)

**Thread:** 100% Cotton or cotton/poly sewing thread in several colors. Bring at least one color to match your fabric & at least one to contrast with it.

Clear nylon or polyester monofilament. Polyester Sulky "invisible" is recommended.

**Optional:** If you have specialty threads you want to try (rayon, metallics, etc.) feel free to bring them. HOWEVER, this class will not include instruction in using specialty threads.

**Needles:** Bring a good supply of needles.

Schmetz #70 & #80 machine quilting needles are recommended.

Schmetz #80 & #90 system 130N needles may be needed for heavier threads.

Schmetz Microtex Sharp recommended for lighter weight threads.

**Optional:** Kwik-Klip pin closer. Will be available in the class if you don't have one.

**Gloves:** Latex surgical, driving, quilting, or gardening gloves.

Small portable light box, if you already have one.

**Please plan to arrive by 8:45 to set up for the workshop. Coffee & tea are provided by the guild. Please bring a snack to share & either a sack lunch or you may choose to go out in the area. There will be a mid-day break.**

**Questions? Call Kristin Otte, 683-4390.**

# Caryl Bryer Fallert Workshop

## "Getting Comfy with Curves"

Friday, March 8, 2002, 9 am. – 3:30 pm.

Goleta Valley Community Center, 5679 Hollister Ave., Goleta CA

Learn the secrets of drawing & piecing graceful curves like the ones in "Messenger #2" & "Birds of a Different Color". Caryl demonstrates her fast, easy & accurate method for piecing the curves in her quilts & shows you how to draw & piece your own curved design wall quilt. Zig zag machine is required. Her website is [www.bryerpatch.com](http://www.bryerpatch.com)

**Supply list:** **Sewing machine:** One that is clean, friendly & well adjusted. You must know how to operate your sewing machine. Your machine MUST HAVE A ZIG ZAG. Bring an open-toed embroidery foot if you have one. (Bernina #20)

**Fabric:** Must be 100% cotton. Minimum one fat quarter each of the following: black or other dark color; gray or other medium color; white or other light color. You will also want a variety of other fabrics from which to choose. Large amounts of any one fabric will not be needed. Bring a selection, and be sure to include light, medium & dark values. Fabrics can be solid, print or painted. Large busy, high contrast prints or large geometric patterns may be more difficult to work with for your first project.

**Thread:** 100% Cotton in a medium shade of a neutral color (ie. medium gray, sage, beige) Clear nylon or polyester monofilament. Polyester Sulky "invisible" is recommended.

**Basic Sewing Kit** for machine sewing: Scissors, needle changer, seam ripper, etc.

**Scissors** for paper & fabric. Rotary Cutter, Board & Ruler.

**Drawing Tools:** Fine point Sharpie marker, flexible curve (available at office & art supply stores) pen, pencil, ruler, eraser, compass.

**Paper:** Pad of tracing paper (thin, see-through paper available at art supply stores). 20–30 sheets of 8 ½" x 11" plain white copier paper.

**Larger paper:** freezer paper recommended or 18" wide butcher paper, or 5-6 sheets of 11" x 17" paper. (See optional items if not using freezer paper.)

Small watercolor brush or cotton swab.

**Niagara Spray Starch,** or small container of other liquid starch. You will not need much. You can just spray some Niagara into a small bottle or other tight container.

**Glue Stick. Litter Bag.**


**Optional:** Small portable light box, if you already have one. If you have a plexi extension table for your machine, bring it. An inexpensive light stick can be slipped underneath to form a portable light box. Overhead projector, if you already have one. Temporary embroidery spray adhesive if you will not be using freezer paper. (Sullivans or 505, 3-M Photo-mount, or 3-M Spray-mount.)

Please plan to arrive by 8:45 to set up for the workshop. Coffee & tea are provided by the guild. Please bring a snack to share & either a sack lunch or you may choose to go out in the area. There will be a mid-day break.


Questions? Call Kristin Otte, 683-4390.

## Trip Report

By Susan Carty



**O**n a recent trip to San Francisco, I realized that my hostess lived in the same neighborhood as a quilt shop I had on my list of places to visit. I talked my husband into stopping by for a quick visit as we left town in the pouring rain. **Black Cat Quilts**, 2608 Ocean Avenue, SF 94132 (telephone 415-337-1355, fax 415-337-1383), is located in a quiet, neighborly area with other little shops (including a nice deli and bakery across the street), about 2 miles north of the Highway 1 and Interstate 280 junction.



The shop is operated by Gretchen Nelson, but it is owned by a lovely black cat named Miss Kitty. Miss Kitty was napping in a basket when we arrived, but deigned to open her eyes and pose for a picture before dozing off again (see photo). She also has her own web site at <http://www.shopcat.com/blackcat/misskitty.htm>. In keeping with the shop's name, there are a number of cat items for sale, as well as some very nice cat fabrics.

There was an interesting display of Earlene Fowler books and other quilt-related fiction, as well as a good selection of quilting books. The store also has patterns and kits, splendid sample quilts displayed on



Susan and Gretchen at Black Cat Quilts



the walls (see photo), and way too many marvelous fabrics to deal with in the short time we had to visit! Gretchen was very friendly (see photo) and told us about the shop and the classes they hold there, and we visited the classroom in the back with samples of works-in-progress hanging around.

I added to my personal stash of chicken fabrics, spied some marvelous one-of-a-kind batiks that leaped onto my pile, and managed to find room for some buttons and a pattern or two. I also signed up for their newsletter and have already received the first one. I wish I could attend some of their classes—but it's a little far to go. Black Cat Quilts has a web site at <http://www.blackcatquilts.com>, or you

can write or call for their newsletter.

Make sure you visit this nice shop if you're ever in the Bay Area!



## New Satellite Group

This year the Guild is forming a new satellite group, or mini-group, for new members. For this purpose, a new member is anyone who's been in the guild less than a year. The New Members Mini-Group will be provided a setting for getting to know each other, share information, learn about Guild activities, and improve quilting skills. Norah McMeeking will get things rolling, but we are looking for "old" Coastal Quilters who'll volunteer to hostess one of the meetings. This will allow the new group to meet in the friendly setting of someone's home and to meet "established" members of the Guild. Hostesses can volunteer by calling Norah at 962-8511. Watch the newsletter for more information.

## On Stage

*The Quilters*, a musical play about pioneer women and how the quilt squares they make relate to their life experiences, will be performed at the Unitarian Society of Santa Barbara, at 1535 Santa Barbara Street, for six evening performances on March 1, 2, 3, and 8, 9, 10. Seven members of our guild are making the quilt for the performance. The quilt will be shown at the February meeting and raffle tickets for the quilt will be available. We may also have play tickets. If you have questions, call Linda Hanna at 962-7715.

### *You Know You're a Quilter When...*

The only time you do laundry is when you come back from the fabric store and you have a whole pile of new cottons to pre-wash.



## Workshops

**Friday, February 15 – Carolyn Dahl**  
**Crayon-Colored Vest** - A simple technique using fabric crayons, this one-day workshop covers a transfer method of applying a design to fabric. The technique can be used alone or combined with other methods or with piecing. This is a good place to start for beginners or a new technique to try for the more experienced wearable artist. Carolyn Dahl has experience in all sorts of surface design and many hints to pass on.

**Caryl Bryer Fallert** is taking time out of her busy schedule, on her way to Asilomar, to teach two one-day workshops for us. This is a great opportunity to get first-hand information about Caryl's techniques & how she works, in a small class setting, close to home.  
*Note: these workshops are not the same week as our regularly scheduled meeting. They are one week earlier to take advantage of Caryl's schedule.*

**Thursday, March 7 – Caryl Bryer Fallert**

**Free Motion Machine Quilting** – Various methods of machine quilting will be introduced & demonstrated. You will have the opportunity to make a small sample of each one. Major emphasis will be on free-motion (feed-dogs down, hand guided) quilting. Workshop will include a slide lecture full of information & inspiration.

**Friday, March 8 – Caryl Bryer Fallert**  
**Getting Comfy with Curves** – Learn the secrets of drawing & piecing graceful curves like the ones in Caryl's work. She demonstrates her fast, easy & accurate method for piecing the curves in her quilts and shows you how to draw & piece your own curved design wall quilt. A zig zag machine is required.

Questions call Kristin Otte  
683-4390, e-mail [kristino@sbceo.org](mailto:kristino@sbceo.org)

# Musings

By Teresa DeWitt



In our quilt club, as we share special moments and compare our works, we often speak of our unfinished projects. We talk of them as though they are the bane of our existence, barricades to be surmounted, or handicaps to be overcome. There are those who would mock the multitude of unfinished projects that clutter my home. These works surround me in all stages of growth: from paper sketches, piles of cut fabric, a few assembled blocks, and pieced tops, to basted quilts that beg to be quilted and bound.

And yet when I finish a quilt and release it, having put so much more than stitches into its creation, for an indefinable time I find myself cast adrift. I become a boat that's lost its anchor, a balloon without a tether, a kite that broke its string. I slip through the house rudderless and distracted. My fingers fumble in their emptiness. My glance is restless and unfocused, seeking something not readily apparent but seeking nonetheless. My heart grows anxious, annoyed by buzzing, aimless thoughts. I despair of finding safe harbor.

But with a compass needle in hand, be it a quilting needle, knitting needle, or even a mechanical pencil, I soon find my way across that barren gulf that separates me from my next project, my next comforting companion. As I settle, so do my anxieties. My eyes find rest in soothing colors. My heart calms, my hands find purpose and direction. My thoughts find calm winds to travel by, while still firmly anchored with thread and needle.

## Officers and Committee Chairs - 2002

President-Diane Eardley  
Vice President Current Programs-Angela Moll  
Vice President Future Programs- Robin Ruge  
Workshops-Kristin Otte  
Recording Secretary- Penny Odom  
Corresponding Secretary-Evelyn Gorrindo  
Treasurer-Margaret Dear  
Parliamentarian/Nominations- June Gerrard  
Block of the Month-Marcia Moore  
Challenge-Ranell Hansen  
Community Projects- Liz Turner and Cynthia Manzer  
Coastline Editor-Susan Kinnell Carty  
Coastline Layout Marlene Pearson  
Newsletter Distribution- Joanne Conklin  
Door Prizes- Linda Hanna and Judy Miller  
Historian-Betty Libbert and Barbara Aspen  
Librarians-Joe and Peggy Beavers  
Membership-Toni Percival and Wanda Livernois  
Refreshments- Pat Stanovich and Penny Bridges  
Satellite Groups-Nina La Voy  
S.C.C.G. Representative- Marty Lee  
Special Events-Isabel Downs  
Telephone Committee- Judy Freeman  
2001 Opportunity Quilt-open  
Future Opportunity Quilt (2003)-open  
Opportunity Tickets-Marilyn Martin  
Public Relations- Desiree Cook  
Scholarships- Nola Ferguson  
Welcome Committee- Sandy Hess and Kristen Otte  
Quilt Show Co-Chairs-Betty Kelley and Judy Stanton

My projects are not the bane of my existence. Call them rather the stepping stones by which I travel. True, I hesitate at some stones longer than I should. But by these stepping stones you can judge my progress: you can see where I've come from, and where I'm going to. And as long as I have unfinished projects before me, I will never lose my way.

*Teresa DeWitt is a member of the Illini Country Stitchers, and she can be reached by e-mail at [tdewitt@prairienet.org](mailto:tdewitt@prairienet.org). When Teresa is not quilting or writing (see her column in the Quilters' Newsletter Magazine, Sept 2001, p. 64), she works at the University of Illinois, Champaign-Urbana.*



**I**t's only February, & already the "Harvest of Colors" Quilt Show Committee has been at work planning a memorable show. Here is a reminder that this is a MEMBERS SHOWCASE. That means that as a member of Coastal Quilters, Inc. you have the opportunity to show your work! We encourage each of you to enter at least one quilt in the show. No matter what stage of quilting you are at: novice, intermediate, accomplished, your work is needed to show the community what quilting is all about! In fact, one of the best features of the quilting world is its diversity, celebrating our own differences. So...get on your marks, get set, get sewing!

*Kristin Otte, Acquisitions Committee*

## Our Guild This Month:

**Feb. 14** ♡ Guild Mtg. 7 pm,  
St. Andrew's Church.

**Speaker:** Carolyn Dahl from Houston, Texas. Seen many times on HGTV and *Simply Quilts*. Carolyn loves to play with fabric and paints, dyes, crayons, photo transfer—almost anything she can think of and she's put it all in her book, *Transforming Fabric*.

Wear name tags \* Sign up for refreshments for March.. mtg. \* Return library books.

**February 15 Carolyn Dahl Workshop**  
**Crayon-Colored Vest** - A simple technique using fabric crayons, this one-day workshop covers a transfer method of applying a design to fabric.

**Feb. 21** Board Meeting 7 pm, Sanmarkand Craft Room.



**Feb 25** Newsletter deadline for March issue. Send to Coastline Editor Susan Kinnell Carty

e-mail: [susan.carty@bkstr.ucsb.edu](mailto:susan.carty@bkstr.ucsb.edu)

**Coastal Quilters Discount**  
**10% Off All Thread,**  
**Accessories, and Notions**

**GRANT HOUSE**  
**Sewing Machines**

MAGNOLIA CENTER  
Santa Barbara/Goleta 967-3680



*Women's Symbols of Endurance: Quilts*, a display of historic quilts from 1840-1870, will be at the **Stagecoach Inn Museum**, 51 S. Ventu Park Road, Newbury Park, CA 91320 from February 16<sup>th</sup> through September 15<sup>th</sup>, 2002. The museum is open Wednesdays through Sundays from 1:00 to 4:00 p.m. Admission is \$3 for adults, \$2 for seniors, and \$1 for children. Additional quilts will be displayed the third weekend of each month. Special events and speakers are also scheduled. Appraisals will be done by Julia Zgliniec on February 16 and 17<sup>th</sup> from 1:00 to 4:00 p.m. Contact Rosalind Perry (682-3664) or the museum (498-9441) for more information. The museum's e-mail address is [stagecoach@toguide.com](mailto:stagecoach@toguide.com), and their web site is <http://www.toguide.com/stagecoach/index.html>.

("toguide" stands for "Thousand Oaks Guide")

# Quilt Show 2002

The January 17<sup>th</sup> meeting was well attended and we managed to get a lot of business done. We promised a short meeting and we were finished before 9:00!

Ranelle Hansen and her committee have contacted vendors and now have more than 20 in place with some exciting new ones. Susan West produced the first of our bookmark flyers and they were sent down to the "Road to California." Dorothy Oksner had a budget for us that looks good. We are in the process of trying to lower the percentage a member will be charged for selling at the Boutique. The booth area needs to pay for itself but it should be there as a service to our members and not as a money making event for the Guild. Evelyn Gorrindo will have more about this later.

We also addressed some new features for this show. We are currently working with Roz Perry to have a display of Marie Webster quilts and quilt look-alikes. The latter would be quilts that have been done recently. Please let us know if you have any. There was a discussion of possibly having some OPTIONAL judged categories at this show. Michelle Peerson will present pros and cons at the February meeting and a questionnaire will be given to each attendee for input from everyone before a decision is made. Linda Karppinen will be available as an appraiser at this show.

Any suggestions for improving or adding to the show are welcome. Just contact either Judy or Betty with your input. We need your ideas!

The next meeting will be March 28<sup>th</sup> at 7:00pm at Samarkand.

*Betty Kelley and Judy Stanton, Co-Chairmen*

## February Birthdays

1	Judy Gorrindo
2	Isabel Downs
6	Lora Martin
7	Hilde Heller
14	Jean Farnsworth
16	June Gerrard
18	Barbara Franklin
19	Mary Markow
20	Letitia Harper
20	Barbara Maxwell
21	Phebe Smith
24	Betty Kelley
24	Mary McRobbie
24	Elizabeth Turner
26	Joan Buss
26	Janet Thomson
27	Oleta Bennett
27	Ruth Kyes

### New Members - January 2002

Mary Ballard .....	682-4562
Marilyn Blomstrand	964-3736
Nisha Dawson .....	964-9087
JoAnn Dovgin .....	682-2867
Ky Easton.....	967-1113
Diane Focht.....	968-8940
Norma Herrera .....	683-2540
PearlHui .....	563-5325
Rachel Kharrazi....	687-6920
Denise Lessels .....	682-0397
Lynn Manchester ..	687-0376
Monica Orozco .....	967-4057
Susan Palmer .....	687-1667
Toni Smith.....	682-1967

# March 2002 Block of the Month: Amish Action


This month's block is my favorite block – the nine patch. The actual finished block will consist of two nine-patch blocks offset with two plain squares.

It's set in Amish colors, which means SOLIDS ONLY. No marbles, no batiks, just solids.

You will need solid black fabric for the background and two solid colors.

To make the nine-patch, cut your strips/squares of the solid and the colored fabric two inches wide. You can either cut the fabric into squares before assembling the nine-patch or sew 2" strips together, then cut (I prefer this method). The nine-patch should be assembled with the colored fabric in the "X" position (the 4 corners and the center square). The black fabric will be used in the other four squares.


For each finished block, you'll need  
**Ten 2" colored squares** (five of each color looks best)  
**Eight 2" black squares**  
**Two 5" black squares.**



Assemble each of the two nine-patch blocks as shown: →

Assemble the entire block as shown: ↓

It looks better if all five colored squares in a single nine-patch block are the same color, and if the two nine-patch blocks use two different colors. (My opinion only!)



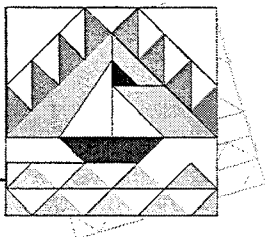
Note: blocks shown are not to scale.  
Finished block size: 9 inches square  
Unfinished block size: 9.5 inches square



## Little Flag Project:

Dear Quilters,  
We've updated the web site with a Progress Report and some new pictures. Check it out at:  
[www.coastalquilters.org](http://www.coastalquilters.org)  
In stitches, *Marty*

Guild Web Page Address:  
<http://www.coastalquilters.org>



## Coast Lines Newsletter

This is a monthly publication. Newsletter articles will be accepted up until the 25th of Feb. for the March issue. Send to Coastline Editor Susan Kinnell Carty  
UCSB Bookstore, PO Box 13400  
Santa Barbara, CA 93107  
[susan.carty@bkstr.ucsb.edu](mailto:susan.carty@bkstr.ucsb.edu)  
805-893-2367 (voice); 805-893-3099 (fax)

## This Month:

**Feb. 14** Guild Mtg. 7 pm, St. Andrew's Church.

**Speaker: Carolyn Dahl** from Houston, Texas. Seen many times on HGTV and *Simply Quilts*. Carolyn loves to play with fabric and paints, dyes, crayons, photo transfer—almost anything she can think of and she's put it all in her book, *Transforming Fabric*. Wear name tags \* Sign up for refreshments for March.. mtg. \* Return library books.

**February 15 Carolyn Dahl Workshop** Crayon-Colored Vest

**Feb. 21** Board Meeting 7 pm, Samarkand Craft Room.

**Feb 25** Newsletter deadline for March issue.

## New Members and Membership Renewals

Memberships are yearly for new members and renewals.

Memberships may be added throughout the year.

Mail membership form with check or money order

for \$25 to: Coastal Quilters Guild, Inc.,

P.O. Box 6341, Santa Barbara, CA 93106

Attn: Membership

Guest fee: \$5.00

## Membership

Guild meetings are held on the second Thursday of each month at 7:00 p.m. at St. Andrew's Presbyterian Church, 4575 Auhay, Goleta, CA.


Please carpool, parking is somewhat limited. Coastal Quilter's Guild of Santa Barbara and Goleta is a non-profit, educational and charitable organization. It is the purpose of the Guild to educate its members about the history and preservation of the art form of quilt making and its related topics. Also to learn new techniques, improve skills and to inform the community at large about our quilt making heritage.

## Coastal Quilters Guild

P.O. Box 6341

Santa Barbara, California

93160



NON PROFIT ORG.  
U.S. POSTAGE  
PAID  
Santa Barbara, CA  
Permit No. 688