

CoastLines



Volume 8

Newsletter for Coastal Quilters Guild of Santa Barbara and Goleta, Inc.

August 2002

August Speaker:

Diane Ericson is an artist and clothing designer who will present a trunk show of her clothing and techniques to make your wearable art or quilt truly unique. She has written many articles for *Threads* magazine and produces a line of clothing patterns and stencils for surface design.

REMINDER

The August board meeting will be **Thursday, August 22nd**, rather than the usual third Thursday. We will meet, as usual, at 7 pm, in the Craft Room at Samarkand. If you have any questions, suggestions, or agenda items, please e-mail them to Diane at earley@lifesci.ucsb.edu. All Guild members are welcome to attend. The agenda will be e-mailed a day or two before the meeting.

Adult Ed Fall Classes

The 11-week fall term starts Monday, September 9, 2002. The full schedule will be printed in the Santa Barbara News-Press on Sunday, August 25th. Included in those classes are three by Marty Frolli: **Beginning Quiltmaking**, **Scrap Bag Quilts**, and **Quilter's Workshop**. You can also check the fall schedule online in August at <http://www.sbccc.edu/ce>.

Quilt Show

In October the Coastal Quilters Guild will present **Harvest of Colors 2002**, our members showcase. **Saturday and Sunday October 12 - 13, 2002**
10:00 am - 5:00 pm

Earl Warren Showgrounds,
Hwy. 101 & Las Positas,
Santa Barbara, CA.

Admission \$5, please, no baby strollers. Traditional & Contemporary Quilts, Merchant Mall, Wearable Art, dolls.
Entry Forms due August 15th.

UPCOMING Meetings

September: Velda Newman is a contemporary fiber artist. Her large scale designs have been exhibited extensively in the US, Europe and Japan. She uses textiles and threads the way other artists use paint and brushes. Her designs are inspired by nature. She is the author of *Velda Newman: A Painter's Approach to Quilt Design*.

October CQG Challenge is no doubt our most popular program. Skill, creativity and fun surface when our members each tackle the same design "problem." Members, friends and family are the jury in this friendly competition for prizes. Join us.

November: Barbara Dieges has published many patterns and 2 books. She will share her love of quilting and quilt history in her original one-person play, and she will do a workshop on techniques with traditional patterns. We hold our annual meeting and election at this meeting.

Inside this issue:

President's Message	2
New Members Picnic	
Diane Ericson	3
Workshop Supply List	
Trip Report	4
More Trip Report	5
Community Quilts	
Fall Workshop	
August Birthdays	6
Boutique News	7
Our Guild This Month	
Pro-Rated Guild Dues	
Quilt Show Information and Application	8-9
Show Posters	10
Officers and Chairs	
Block of the Month	11
Membership Info.	12
Address	

President's Message:

Greetings from San Diego:

I am enjoying my vacation in San Diego, although there are way too many cars and too much traffic down here. Fortunately, I don't have to venture out too often during rush hour. I have plenty of time for quilting and am working mostly on finishing my quilt for the quilt show. My application for the show is filled out, and I will be putting it in the mail tomorrow.

Yesterday, I went to the Southern California Council of Quilt Guilds (SCCQG) meeting here in San Diego, sponsored by the Canyon Quilters Guild. The Council provides many useful services for the Guilds in Southern California, and there are a number of dedicated quilters who serve on the Council. The focus of yesterday's meeting was *Meet the Teachers*. Quilt teachers in the Southern California area were each given a card table and an opportunity to show and discuss materials for their lectures and workshops. There were about 25 teachers repre-

sented, and their specialties ranged from traditional to contemporary, appliqué, piecing, with beginning to advanced quilting techniques. It was fun to see Norah McMeeking who had prepared a spectacular booklet of her quilts and the various workshops she offers. It was also nice to see Robin Ruge who came down with Norah to scout some workshops for our programs next year.

Angela Moll will be running the August meeting since I won't be returning to Santa Barbara until August 17. My husband has a trip, and my son really wants to stay in San Diego for Space Camp at the Balboa Park Science Center. I will miss being with you, but you will be in great hands with Angela. For those of you on the board, please remember that our August board meeting will be August 22nd, the fourth Thursday rather than our usual third Thursday.

Get those applications for the quilt show in the mail to Kristin Otte, and this will be the best show ever!

Diane Eardley

New Members' Picnic

The last meeting of the guild was the New Members' picnic, and if you weren't there, you missed some TERRIFIC food! I think that one of the qualifications for being a quilter is a love of family, food, and cooking. This member was in heaven, sampling * a little of this, a little of that, a lot of this one, some of that one, and repeat from * until thoroughly sated! We got to meet a lot of the new members (sorry they weren't all there) and see some slides of current members' work. Angela Moll, our

VP of programs, did a great job pulling together slides to show the wonderful diversity of our members' quilts.

Quite a few members had fun playing the name game devised by your evil editor-- who would ever have guessed the answer to "House for very old flies" was Amber Lishman? (If anyone wants a copy of the game sheet, they will be at the check-in table at the next meeting. See how many new members' names *you* can come up with.)

Thanks to all the members who brought food and fat quarters for the new members. Good job, everyone!!

CoastLines EXTRA

Newsletter for Coastal Quilters Guild of Santa Barbara and Goleta, Inc. 8/8/2002

Corrections to the last issue of CoastLines

Due to a frantic vacation schedule and a malfunctioning printer, the last issue of CoastLines had several articles that were missing their last lines! Sincere apologies from both of us, and here are the missing lines:

Page 6: SBCQ.

The last line should read: "So check out next month's newsletter to find out what **SBCQ** means!" (We really didn't mean to make it *that* much of a mystery. Sorry, Nancy!)

Page 7: Boutique News

We managed to drop off Evelyn Gorrindo's name and telephone number (687-2170). Call her to set up your work hours at the Quilt Show!

Page 10: Quilt Appraisals

The last sentence should read: "There is a minimum charge for this service." This is in reference to the appraisal service offered at the Orange Grove Quilter's Show on Sept. 6 and 7.

Susan Carty and Marlene Pearson

New Announcements

2003 Opportunity Quilt.

Wanda Livernois and Lena Scharfeld are in charge of the *2003 Opportunity Quilt*. Wanda reports that the project is already "well under way!" Call her if you have any questions about this quilt project.

QUILT APPRAISALS

Quilt appraisals, evaluations, and documentations will be offered at our October show. If you're not familiar with the process of appraisals and are considering having a quilt or quilt top appraised, it would be a good idea to familiarize yourself with the reasons for and uses of appraisals and with the process itself.

There is a 3 ring binder at Blue Island Quilts with appraisal and quilt care information, or you may contact me for information and resources. If you are interested in reading about the national perspective on quilt appraisals, there are several websites which may be of interest to you. Please visit the following sites but be careful! The many links are so engrossing that you may run out of time before you have learned all about quilt appraisals!

<http://www.quilthistory.com/>

<http://www.shellyquilts.com/Appraisingquilts2.html>

http://www.kirkcollection.com/appraisal_quilts.asp

<http://quilt.com/appraiser>

Linda Karppinen

Quilt Appraiser and AQS Appraiser-Candidate
QALinKarp1@aol.com 805-563-0817

Elly Sienkiewicz Books For Sale!

Spoken Without a Word

Baltimore Album Quilts

Baltimore Beauties and Beyond, Volume 1

Baltimore Beauties and Beyond, Volume 2

Design a Baltimore Album Quilt

Appliqué 12 Borders & Medallions

Papercuts and Plenty

Baltimore Album Revival

Also:

Reflections of Baltimore, by Jeana Kimball

The Art of Crewel Embroidery, by Mildred J. Davis


Call for prices. Wanda Livernois, 961-2735

PS: Wanda would like to buy Mary Coyne Pender's book on color.

"Quilters' Parking Only All others will be basted and tied"

Sign posted in front of Mountain Maid Quilts fabric store in Chester, CA at Lake Almanor! This is a GREAT fabric store, by the way — they have a very large guild membership also.

Submitted by Kathy Rose katrose@cox.net



Diane Ericson Workshop

“Making Your Mark”

Friday, August 9, 2002

9 am. – 3:30 pm.

Goleta Valley Community Center
5679 Hollister Ave., Goleta CA



In this class we will play with lots of ideas and techniques for creating with stenciled fabrics. You'll learn to print and use stenciling to create a personal statement in your work. Next, we will focus on how to combine your printed fabrics with designer sewing techniques for more expressive clothing or fabric pieces. Techniques will include: reshaping edges, customizing pockets, shaped seams, insets, plus adding flaps and layers. Lots of samples will be shared.

Supply List

Xacto knife and cutting surface (or cardboard)- if you want to cut your own stencil.

Any design ideas and /or stencils you have.

(Stencils will be available for purchase in class.)

Basic sewing kit

Some fusible knit interfacing (if you want to make technique samples)

Assorted fabrics to print on (small pieces of various textures, colors & weights)

Optional: A garment – cut out, that you may want to stencil (vest fronts etc.) or ready-to-wear

Optional: A pattern you'd like to work with (Diane will have ReVisions and Design & Sew Patterns available in class)

Dense foam pieces for printing with

Fabric paints if you have any

Acetate for stencils

For a \$10 Materials fee, Diane will supply these materials listed above.

Please plan to arrive by 8:45am to set up for the workshop. Coffee and tea are provided by the guild. Please bring a snack to share and either a sack lunch or you may choose to go out in the area. There will be a mid-day break.

Questions? Call Kristin Otte, 683-4390.



Trip Report

By Susan Carty

On a recent vacation trip to New Hampshire, Vermont, and Maine, my husband, Bob, and I saw some wonderful old things: houses, barns, quilts, wooden canoes, and more...

Our first quilt stop was at Keepsake Quilting in Center Harbor, New Hampshire. At the north shore of Lake Winnepesaukee, Keepsake bills itself as the largest quilt store in America-- and well may it be! Over 10,000 bolts of fabric line its walls, along with hundreds of patterns, kits, notions, and accessories. Keepsake also does a substantial business in consignment quilts during the summer, and there were dozens lining the walls and hanging from racks. If you don't know this store from its catalog or its online website, you might want to check it out at <http://www.keepsakequilting.com> and request a catalog. They do a bigger business through their website and catalogs than they do in their store, and that's saying a lot! The marketing manager, Bonnie, told me on the telephone that the store was founded in 1987 and is owned by Judy and Russ Sabanek. They don't sponsor any classes because the bulk of their business doesn't come from local people but from online and catalog sales, as well as from tourists who come in the summer months by the busload. They do sponsor two challenge contests twice-a-year, and the results are described in their catalog.



I found the quantity and variety of their fabrics to be marvelous, but some of the "big business" rules were a little surprising for a quilt store -- they wouldn't cut a fat quarter (until the end of

Keepsake
Quilting
& Country Pleasures



the bolt), we couldn't take pictures that showed the consignment quilts, and the floor manager was unsure how to answer my very simple questions, and had to call the marketing manager. Nevertheless, it is a shop worth visiting, and the catalogs

are an invaluable source of ideas as well as materials.

Our next quilt stop was the Shelburne Museum in Vermont, just south of Burlington. This museum consists of 39 buildings on 45 acres -- including a lighthouse, a steamboat from Lake Champlain, a covered bridge, a schoolhouse, a general store, and so on. There are wonderful special exhibits of Grandma Moses and old RVs, and permanent collections of old tools and old vehicles, Impressionist art, American folk art, furniture, circus miniatures (thousands of them!), and yes, old quilts. The textiles building houses maybe two dozen old quilts, several hanging on the walls, but others hanging from huge racks that you can move (like rugs in a carpet store) and examine. The wonderful part is that they're covered with a Mylar sheet that allows the visitor to get right up close to the design and the stitches, point at it, and trace lines, all without actually touching the fabric. The guide told me that the Mylar lets the quilts breathe, so it's a perfect solution to keeping them protected while letting them be viewed close up. In addition to the quilts, there were laces, dolls, weavings (and looms), and beadwork. Altogether a splendid museum and well worth the trip.

After New Hampshire and Vermont, we headed for Maine, intent on finding the wooden canoe builders that Bob wanted to see. And what should we find in between two of them but a wonderful quilt show, sponsored by the Atkinson Lady Quilters! Their show was the next day, but there were four or five ladies in the Atkinson Methodist Church, setting up the displays. I asked if I might see the quilts since we would be out of the area by the next day. Judy Raymond, a delightful lady, showed me all that they had set up so far -- and it was glorious! The quilts were folded over all the pews of this small, white-painted church, and hanging on the walls around the room. It was a riot of color and pat-

more Trip Report...


tern that made me want to weep. I brought home the pattern of the month for a table runner, and plan to make it out of some of the material I bought in Maine.

By the way, if you try to find Atkinson on a Maine map, you may not succeed -- it wasn't on our map, but it's close to Dover-Foxcroft and Milo.

One of the last stops on our trip was in Freeport, Maine, for a visit to L.L. Bean (of course!) and also to Thomas Moser, Cabinetmaker. Just down the street was another quilt shop, called Quilt and Needlecraft, which has been there for 15 years.

Owned by Jean Barr and managed by Sandi Eastman, it is a small, tidy, wonderful shop in an old house.

The saleslady on duty, Peggy Matthews, is also a quilter and several of her beautiful miniatures were hanging on the walls. Just in case you didn't know what her favorite thing is, the license plate on her car reads "QUILTAH." I loved it ... Check out their website at <http://www.mainequilts.com>



Our last quilt stop was a house by the side of the road (Route 1) in Cape Neddick, Maine called Knight's Working Quilts and Gifts. Surrounded by acres of pine forests, Knight's was a delightful shop with loads of fabric with local color -- blueberries, moose, loons, lighthouses, bears, pine trees, and so on. I even added to my stash of chicken fabrics.

So, all in all, I guess you could say that our vacation was a smashing success. We covered about 1500 miles and reveled in the New England countryside -- so many trees and so much green! We saw old houses and old barns, got a tour of a maple sugar plant, beautiful folk art, covered bridges and lighthouses galore, and ate lobster, crabcakes, and clam chowder everywhere. We even slept in a 1790 farmhouse in a four-poster bed with a beautiful old quilt at the bottom. Who could ask for anything more? ●

NEW MEMBERS FOR AUGUST 2002

Marti Gin, 4965 La Ramada Dr.
Santa Barbara, CA 93111 tel: 967-3583
aibpratt@rain.org

Ditto Newbitt, 7923 Winchester Circle
Goleta, CA 93117 tel: 571-0145
ditton7@yahoo.com

COMMUNITY QUILTS Everyone Loves a Parade!



At our August 8th meeting, we will have a parade of all the wonderful quilts made for the Storyteller Children's Center and their presentation to the Executive Director of the Center. Liz and Cynthia hope that all of you who made these quilts had a good time doing it because they sure enjoyed collecting them and are proud of the work you did! Please come to the meeting and see the creativity of our generous Guild members.

Several of the Storyteller quilts will be kept (after the parade) for the Community Quilts display at the quilt show in October. When the show is over, they will be given to Storyteller.

If you have any questions about this community quilts project, please contact Cynthia Manzer at 687-0657 or fishmanz@gte.net.

Fall Workshop

The September workshop with Velda Newman will be "Creating Realism." Experimenting with fabrics to produce nature's wide range of textures and colors is the focus of this class. We will explore the use of discharge, ink, crayon, and pencil work, foil and paint on textiles. Combining an unlimited number of media we can recreate the textures and organic richness found only in nature.

Velda Newman's large scale designs portraying subjects from nature have been exhibited throughout the United States. She uses thread and surface design techniques to add dimension to her quilts. Her supply list will be provided later.



Quilt Show 2002

The quilt show committee met and, WOW, will it ever be a great show! There are close to 30 dealers coming; Susan West has a great poster designed by Megan Miley ready for distribution; there will be some wonderful Marie Webster quilts; and we know there will be great member quilts, wearables and dolls.

Sign-ups will begin at the August meeting for helping as white gloves, ticket takers, quilt hangers, floor tapers and all the other good jobs that must be done for a successful show. There are always sit-down jobs, too.

To eliminate possible confusion, a member may also submit doll and wearable articles *in addition to* the two quilt entries. Joann Conklin would love to see more wearables in the show and Ranell Hansen is looking for some more dolls.

Kristin Otte will be on hand at the August meeting to photograph your quilt. The application does not need to include a photo, but one will be needed by September. If that doesn't work for you, call Barbara Aspen at 964-4173. She will photograph your quilt at her home.

**The next show meeting will be on
August 15 at 7:00 PM in the Craft
Room at Samarkand.**

Betty Kelley and Judy Stanton – Co Chairs

United We Quilt

This is another wonderful quilt project sponsored by a group of quilters in Vermont to help those families who lost loved ones in the 9-11 attacks. They are looking for volunteer quilters -- check it out at <http://hometown.aol.com/janeatmil/>.

August Birthdays

- 01 Diane Focht
- 02 Nellie Munoz
- 02 Robin Ruge
- 02 Kit Tuthill
- 03 Jean Kalman
- 04 Betsy Denison
- 07 Janet Berlin
- 07 Susan Bezek
- 07 Penny Hall
- 10 Kathy Anderson
- 16 Helena Kennedy
- 17 Linda Estrada
- 17 Elizabeth Hensgen
- 18 Lynette Trowbridge
- 25 Karin Cooper
- 25 Marty Frolli
- 27 Anna Gardner
- 28 Joyce Ball
- 28 Pat Bates
- 28 Anne Blackwell
- 28 Cathy Rampton
- 29 Carol Barringer
- 29 Ingrid Bergere
- 29 Patsy Stanovich

SBCQ

Coming in September: a new service by Nancy King! She's been working hard getting ready, and is eager to get started. So check out next month's newsletter to



Workshops

It's summertime! Many of you are on vacation or not sure of your schedules in the next few months, but I wanted to let you know that we have openings in our August 9th workshop with Diane Ericson. She will be teaching stenciling techniques & particularly applied to beautiful wearables. We showed her work at the meeting in June & they are gorgeous. She will discuss detailing on wearables, too.

We also have lots of room in the Velda Newman workshop, scheduled for Sept. 13. I will be at the Aug. meeting to take more reservations for her. She will be teaching surface design - discharge (bleach), ink, crayon, pencil, foil, & paint on fabric. We are waiting on a supply list from her, but should have it available in August

Let me know if you want me to hold a place for you.

Thanks Kristin

Boutique News

Our boutique is in full swing! Many people have been working hard and consequently have some lovely items for the quilt show boutique. Remember, everyone who has craft items to sell must work some hours at the booth. During the intermission at the next general meeting, please come and sign up for the hours you want to work. If you aren't going to be at the general meeting, please call me or come to my home to sign up for your hours. And don't forget to put small price tags on all your items; include your initials on each tag so we know whose items get sold.

See you at intermission!

Our Guild This Month:

August 8 Guild Mtg. 7 pm, St. Andrew's Church. **Speaker:** Diane Ericson

*Wear name tags * Sign up for refreshments for August mtg. *Return library books.

August 15 Quilt Show Entry Forms due (see page 8 and 9 for information and form).

August 15 Quilt Show Meeting 7 pm Craft Rm Samarkand.

August 22 Board Meeting 7 pm Craft Rm. Samarkand

August 26 Newsletter deadline for September issue.

You Know You're a Quilter When...

you take the flannel sheets off the bed and nail them to the wall.

Membership Dues From August Through December

Beginning with the August meeting, the dues for joining the Guild will be \$12 for the remainder of 2002. If you haven't joined the Guild yet, take this opportunity to join at a reduced rate for the partial-year membership! This will entitle you to 4 issues of our newsletter (September-December), and entry into the remainder of the Guild meetings for 2002. Applications are on the website or can be picked up at the Membership Table at the meeting.

For Sale Singer Featherweight Model 221-1 with operating manual, carrying case, and many attachments including a buttonholer. All items in like-new condition. Only \$450.00. Call Mary Bursek at 964-1262.

Quilt Show 2002 *Information*

A judged show differs from a juried show as no one is turned away.

This exhibit is a **member's showcase**, providing an opportunity for everyone to display their newest, best, or favorite quilt(s) at a large show. The committee urges each and every member of the Guild to submit one or more entries to this event.

Submit your written entry(ies) as soon as possible. **It's not too early to reserve your place on the wall.** Your quilt(s) can be currently unfinished or in process but must be completed by collection time. Every member of Coastal Quilters Guild is assured of the display of at least one quilt. Exhibit space permitting, additional quilts will be selected by lottery according to size. Please indicate the priority of the submitted entry; every effort will be made to honor your priority.

For purposes of this show, a **quilt** is defined as a fabric construction consisting of a front, filler layer, and back held together with stitching and made by the member-exhibitor. Cheater panels and tied quilts will not be accepted. Quilts may not have been hung at a previous CQG exhibit.

Security Arrangements: Every effort will be made to protect all quilts. Accounting and surveillance will be strictly planned and maintained. Eating and smoking are prohibited in the exhibit hall. Responsible white-gloved hostesses will try to keep all quilts in view at all times and will discourage touching by viewers. However, CQG show insurance does not cover the quilts. Each owner is responsible for insuring her own quilt(s) for loss and damage.

Label: An identifying label should be sewn securely to the quilt on the back of the lower right side stating the quilter's name, address, telephone number, and name of quilt.

Judging: If you wish your entry to be judged, please cover the label with a piece of cloth or paper pinned to the quilt.

Sleeve: A 4" sleeve must be attached to the back top. This provides a safe and secure means of hanging the quilt. Quilts without sleeves will not be exhibited. Sleeve construction: Cut fabric 9" by the width of the quilt less 2". Stitch a narrow hem on each end of the strip. Fold the strip in half lengthwise and stitch a 1/2" seam on the right side of the fabric, creating a long tube. Press the tube flat. Hand-stitch the top and bottom of the sleeve across the entire width of the quilt. Be sure the sleeve ends remain open for insertion of the hanging rod. Your finished tube will be approximately 4" to 4-1/2" wide.

Packaging: Each quilt should be delivered in its own pillow case with the maker's name marked in indelible ink in large letters on the hem. This will help keep the quilt clean and facilitate transport.

Details on quilt collection will be provided by September 1st.

For additional information, please contact a member of the **Acquisitions Committee** listed on the page 4.

Happy quilting! We're eager to see your submissions on display.



COASTAL QUILTERS GUILD

of Santa Barbara and Goleta

presents

HARVEST OF COLORS: A Members' Showcase of Quilts

October 12 & 13, 2002

Earl Warren Showgrounds - Exhibit Building



QUILT Entry Form

Member-Exhibitor's Name _____ Phone _____

Address _____

City, State, Zip Code _____

To assist the Exhibition Committee, please describe your quilt, and include a color photograph with this form

Width _____ in. x Length _____ in.

Predominant color(s) _____

Techniques: Please check all that apply.

Pieced ___ Appliquéd ___ Embellished ___

Innovative ___ Mixed ___ Other ___

Special Techniques (Explain): _____

Quiltmaker _____ Quilted by _____

Owned by, if different from maker _____

Name of Quilt _____

Inspiration for, source of idea, and/or pattern of quilt (25 words or less, please) _____

Is your quilt for sale? _____ If so, price? \$ _____ (A 15% commission will be due the Guild.)

You may submit more than one quilt. Please indicate the priority of this entry for inclusion in the show:

_____ 1; _____ 2; _____ 3. (A "1" indicates your first choice; a "2" your second choice, etc.)

Please use a separate form for each entry and submit by mail to:

Quilt Show Acquisitions Committee

c/o Kristin Otte (683-4390)

5724 Armitos Ave.

Goleta, CA 93117

DEADLINE FOR SUBMISSION OF ENTRY FORMS: August 15, 2002

Committee Use Only: Date Rec'd: _____ Submission No. _____ Catalog No. _____

Quilt Show 2002 Posters

The Harvest of Colors quilt show posters are finished and ready to be displayed. This year's poster, beautifully designed by Guild member and graphic artist Megan Miley, features a colorful and lively Ruth Walters quilt. At the August Guild meeting I will distribute packets of posters to each satellite group. It is my hope that each satellite group will find a few volunteers to quickly hang the posters in a designated section of the Santa Barbara area. Any CQG member not in a satellite group is welcome to distribute posters also. There will be a sign up sheet at the August meeting. All help is welcome. We know our quilt show will be wonderful, so let's all help spread the word.

Susan West, Publicity Chair 962-3650

Quilt Appraisals

If you have an old quilt you would like to have appraised, check out the Orange Grove Quilter's Guild show on September 6 and 7 at the Orange County Fairgrounds in Costa Mesa. Anne Copeland, a certified AQS appraiser, will be on hand for verbal and written appraisals. There is a

Cool Sights

Wood Quilt Pins

<http://www.nvo.com/woodquiltpins/displayroom>

Missing Fabrics

<http://www.missingfabrics.com>

Officers and Committee Chairs - 2002

President-Diane Eardley

Vice President Current Programs-Angela Moll

Vice President Future Programs- Robin Ruge

Workshops-Kristin Otte

Recording Secretary- Penny Odom

Corresponding Secretary-Evelyn Gorrindo

Treasurer-Margaret Dear

Parliamentarian/Nominations- June Gerrard

Block of the Month-Marcia Moore

Challenge-Ranell Hansen

Community Projects- Liz Turner and
Cynthia Manzer

Coastlines Editor-Susan Kinnell Carty

Coastlines Layout-Marlene Pearson

Newsletter Distribution- Joanne Conklin

Newsletter Printing-Orex Printers

Door Prizes- Nancy Snyder and Judy Miller

Historians-Betty Libbert and Barbara Aspen

Librarians-Joe and Peggy Beavers

Membership-Toni Percival and Wanda Livernois

Refreshments- Pat Stanovich and Kathy Draine

Satellite Groups-Nina La Voy

S.C.C.Q.G. Representative- Marty Lee

Special Events- open

Telephone Committee- Judy Freeman

2002 Opportunity Quilt- Karen Pickford

Future Opportunity Quilt (2003)-open


Opportunity Tickets-Marilyn Martin

Public Relations- Desiree Cook

Scholarships- Nola Ferguson

Welcome Committee- Sandy Hess, Sandy Wilmot
and Joyce Ball

Quilt Show Co-Chairs-Betty Kelley
and Judy Stanton



GRANT HOUSE

SEWING MACHINES

Magnolia Center

5152-A Hollister

967- 3680

September 2002 Block of the Month

Tall Ships

Supplies needed:

1. Sky fabric: blue.
2. Sail fabric: light to medium value.
3. Ship's hull: medium to dark value.

To cut the pieces: Refer to figure 1 for placement.

1. From the sky fabric (blue):
Three 3-inch squares, for half-square triangles
Two 2.5-inch squares. Draw a pencil line from one corner to the opposite corner on the WRONG side of both squares.
Two strips, 2.5-inches by 6.5-inches each
2. From the sail (light to medium) fabric:
Three 3-inch squares, for half-square triangles
3. From the hull (medium to dark) fabric:
One 2.5-inch by 8.5-inch strip

Piecing directions:

1. Start by making 6 half-square triangles from the 3-inch squares of the sky blue and sail fabrics. See Figure 2. Press towards the darker fabric. Trim these to 2.5-inches square. Sew these 6 squares together as shown in figure 1.
2. Sew the two 2.5-inch by 6.5-inch sky strips to the sides of the sails, as shown.
3. Sew the hull (dark) strip to the bottom of the block.
4. With one 2.5-inch sky (blue) square, line up an unmarked corner of the square with the corner of the hull fabric, right sides together. The top of the 2.5-inch square will NOT line up with the top of the hull fabric because of the seam allowance. Sew along the line, and then press the top (sky) fabric towards the corner. Repeat with the other 2.5-inch square on the other corner. See Fig. 3.

Finished size: 8 inches x 8 inches. Unfinished size: 8.5 inches by 8.5 inches.

Figure 1

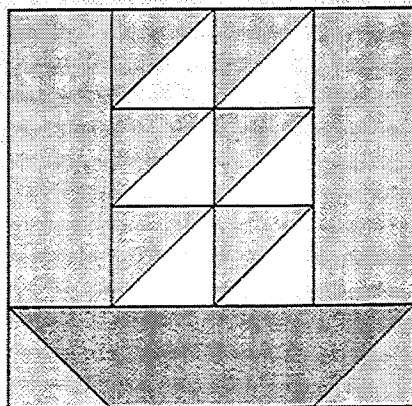


Figure 2


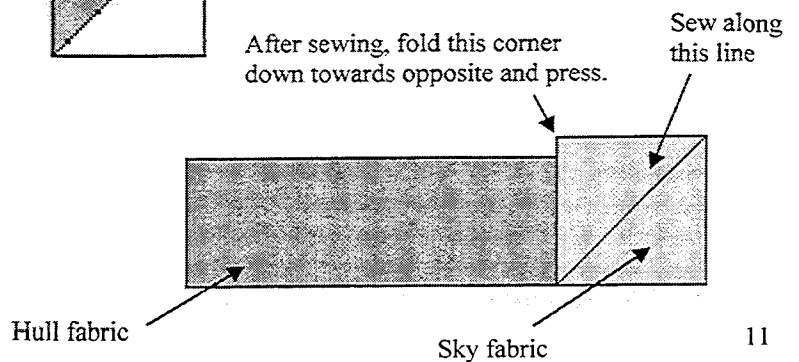
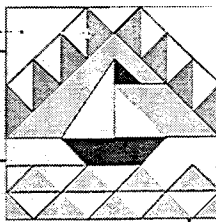


Figure 3



Guild Web Page Address:
<http://www.coastalquilters.org>



This Month:

August 8 Guild Mtg.-7 pm, St. Andrew's Church.

Speaker: Diane Ericson

*Wear name tags * Sign up for refreshments for August mtg. *Return library books.

August 15 Quilt Show Entry Forms due (see page 8 and 9 for information and form).

August 15 Quilt Show Meeting 7 pm Craft Rm Samarkand.

August 22 Board Meeting 7 pm Craft Rm. Samarkand

● New Members and Membership Renewals

Memberships are yearly for new members and renewals.

Memberships may be added throughout the year.

Mail membership form with check or money order

for \$25 to: Coastal Quilters Guild, Inc.,
P.O. Box 6341, Santa Barbara, CA 93160

Attn: Membership

Guest fee: \$5.00

Is a photo of your quilt entry hanging you up?
Kristin Otte will have a camera available at the August meeting to take snapshots of quilts.



Coast Lines Newsletter

This is a monthly publication. Newsletter articles will be accepted up until the 26th of August for the September issue. Send to Coastline Editor **Susan Kinnell Carty** UCSB Bookstore, PO Box 13400 Santa Barbara, CA 93107
susan.carty@bkstr.ucsb.edu
805-893-2367 (voice); 805-893-3099 (fax)

Membership

Guild meetings are held on the second Thursday of each month at 7:00 p.m. at St. Andrew's Presbyterian Church, 4575 Auhay, Goleta, CA.

Please carpool, parking is somewhat limited. Coastal Quilter's Guild of Santa Barbara and Goleta is a non-profit, educational and charitable organization. It is the purpose of the Guild to educate its members about the history and preservation of the art form of quilt making and its related topics. Also to learn new techniques, improve skills and to inform the community at large about our quilt making heritage.

Coastal Quilters Guild
P.O. Box 6341
Santa Barbara, California
93160

NON PROFIT ORG.
U.S. POSTAGE
PAID
Santa Barbara, CA
Permit No. 688

